

East Stroudsburg University Experience - Fall 2018

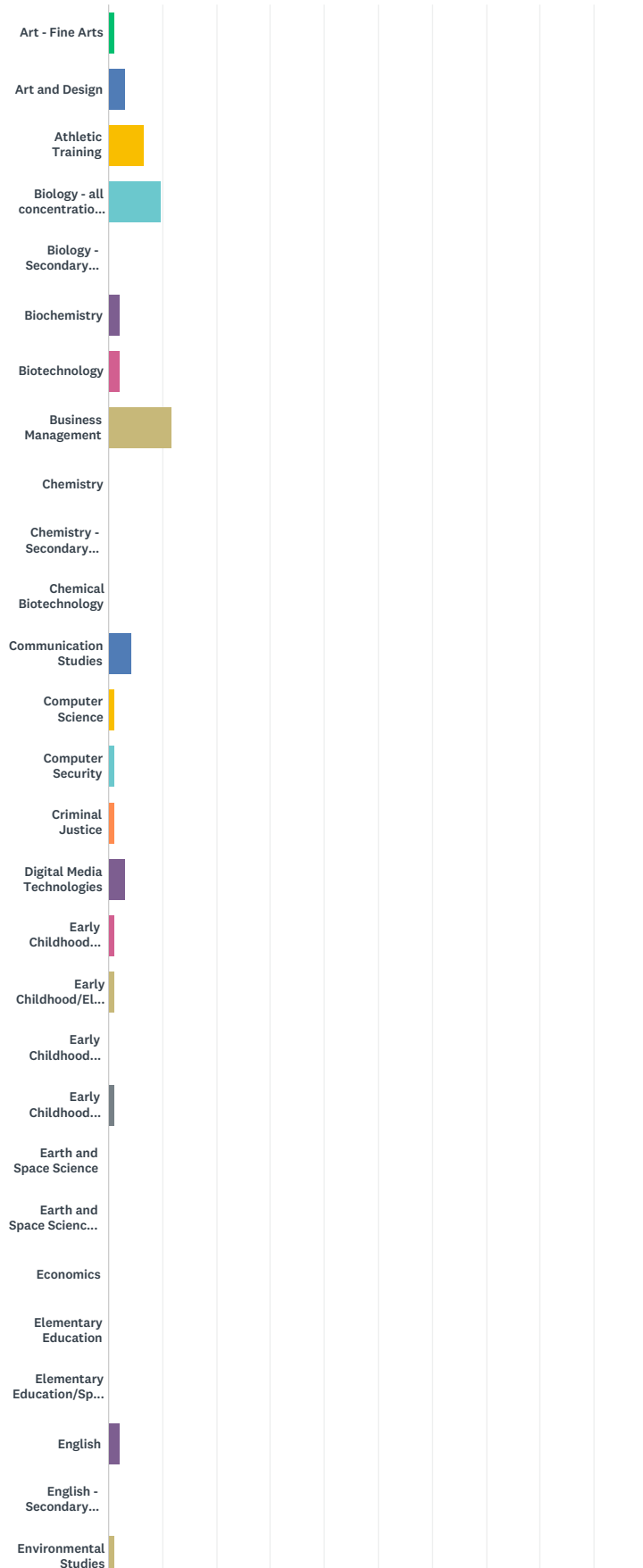
Q1 Congratulations on this important milestone. So we can provide you with updates on your alma mater, please provide us the following contact information. Thank you!

Answered: 82 Skipped: 14

ANSWER CHOICES	RESPONSES	
First Name	100.00%	82
Last Name	100.00%	82
Class Year	97.56%	80
Preferred E-Mail	98.78%	81
Home Address	89.02%	73
Home Phone	62.20%	51
Cell Phone	64.63%	53
Employer	30.49%	25
Business Title	25.61%	21
Business Address	18.29%	15
Business Phone	24.39%	20

Q2 What is your primary major?

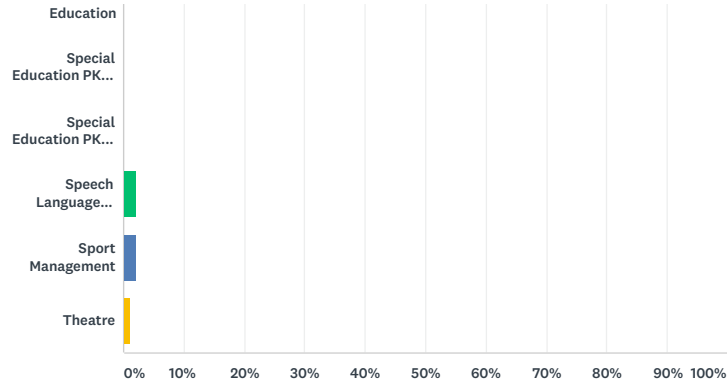
Answered: 94 Skipped: 2



East Stroudsburg University Experience



East Stroudsburg University Experience



ANSWER CHOICES	RESPONSES	
Art - Fine Arts	1.06%	1
Art and Design	3.19%	3
Athletic Training	6.38%	6
Biology - all concentrations except education	9.57%	9
Biology - Secondary Education	0.00%	0
Biochemistry	2.13%	2
Biotechnology	2.13%	2
Business Management	11.70%	11
Chemistry	0.00%	0
Chemistry - Secondary Education	0.00%	0
Chemical Biotechnology	0.00%	0
Communication Studies	4.26%	4
Computer Science	1.06%	1
Computer Security	1.06%	1
Criminal Justice	1.06%	1
Digital Media Technologies	3.19%	3
Early Childhood Education	1.06%	1
Early Childhood/Elementary Education	1.06%	1
Early Childhood Professional Program	0.00%	0
Early Childhood Education (PreK-4)	1.06%	1
Earth and Space Science	0.00%	0
Earth and Space Science - Secondary Education	0.00%	0
Economics	0.00%	0
Elementary Education	0.00%	0
Elementary Education/Special Education	0.00%	0
English	2.13%	2
English - Secondary Education	0.00%	0
Environmental Studies	1.06%	1
Exercise Science	7.45%	7
French	0.00%	0
French - Secondary Education	0.00%	0
General Science - Secondary Education	0.00%	0
Health Education	0.00%	0
History	3.19%	3
Hotel, Restaurant, and Tourism Management	1.06%	1
Interdisciplinary Studies	0.00%	0
Marine Science	0.00%	0
Mathematics	0.00%	0

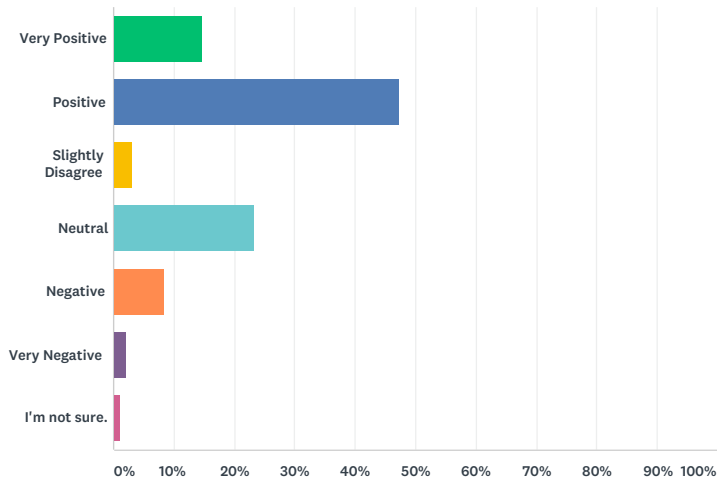
East Stroudsburg University Experience

Mathematics - Secondary Education	1.06%	1
Medical Technology	0.00%	0
Middle Level Education	1.06%	1
Music - Fine Arts	0.00%	0
Nursing	6.38%	6
Philosophy	0.00%	0
Physical Education Teacher Education	1.06%	1
Physics	0.00%	0
Physics - Secondary Education	0.00%	0
Political Science - includes Pre-Law	2.13%	2
Psychology	8.51%	8
Public Health	2.13%	2
Recreation Services Management	0.00%	0
Rehabilitative and Human Services	1.06%	1
Social Studies	0.00%	0
Social Work	6.38%	6
Sociology	0.00%	0
Spanish	0.00%	0
Spanish - Secondary Education	0.00%	0
Special Education	0.00%	0
Special Education PK-4 and Early Childhood	0.00%	0
Special Education PK-8 and Middle Level	0.00%	0
Speech Language Pathology	2.13%	2
Sport Management	2.13%	2
Theatre	1.06%	1
TOTAL		94

East Stroudsburg University Experience

Q3 What is your general attitude toward ESU?

Answered: 95 Skipped: 1

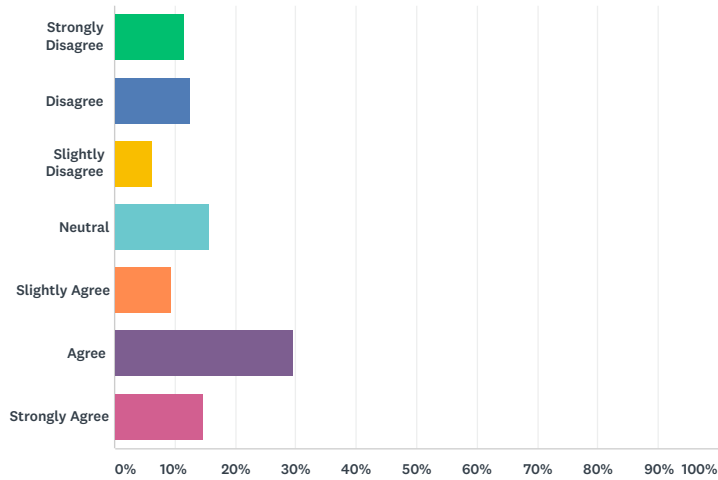


ANSWER CHOICES	RESPONSES	
Very Positive	14.74%	14
Positive	47.37%	45
Slightly Disagree	3.16%	3
Neutral	23.16%	22
Negative	8.42%	8
Very Negative	2.11%	2
I'm not sure.	1.05%	1
TOTAL		95

East Stroudsburg University Experience

Q4 If I had to do it again, I would choose ESU for my undergraduate education.

Answered: 95 Skipped: 1

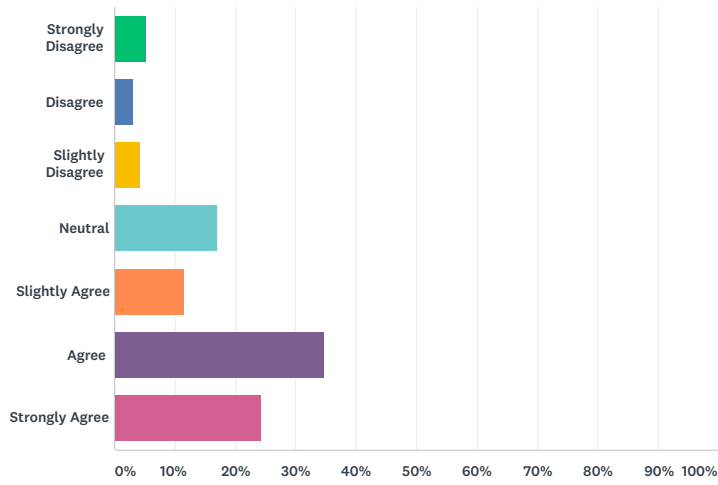


ANSWER CHOICES	RESPONSES	
Strongly Disagree	11.58%	11
Disagree	12.63%	12
Slightly Disagree	6.32%	6
Neutral	15.79%	15
Slightly Agree	9.47%	9
Agree	29.47%	28
Strongly Agree	14.74%	14
TOTAL		95

East Stroudsburg University Experience

Q5 Attending ESU was a good decision for me.

Answered: 95 Skipped: 1

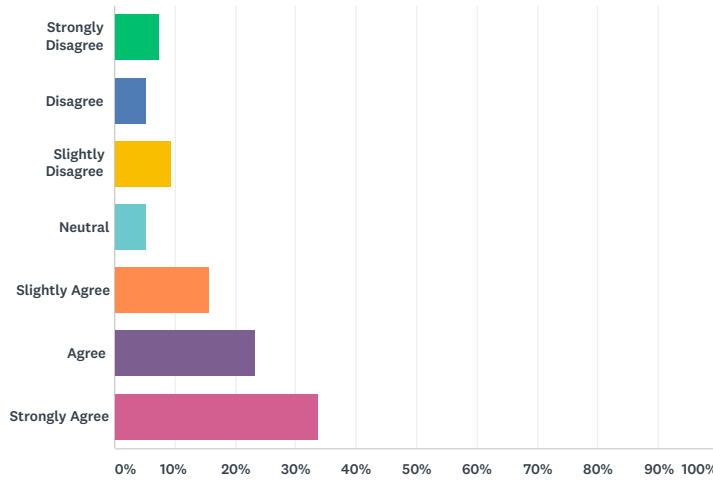


ANSWER CHOICES	RESPONSES	
Strongly Disagree	5.26%	5
Disagree	3.16%	3
Slightly Disagree	4.21%	4
Neutral	16.84%	16
Slightly Agree	11.58%	11
Agree	34.74%	33
Strongly Agree	24.21%	23
TOTAL		95

East Stroudsburg University Experience

Q6 My primary academic advisor at ESU guided my progress toward obtaining my degree in a timely way.

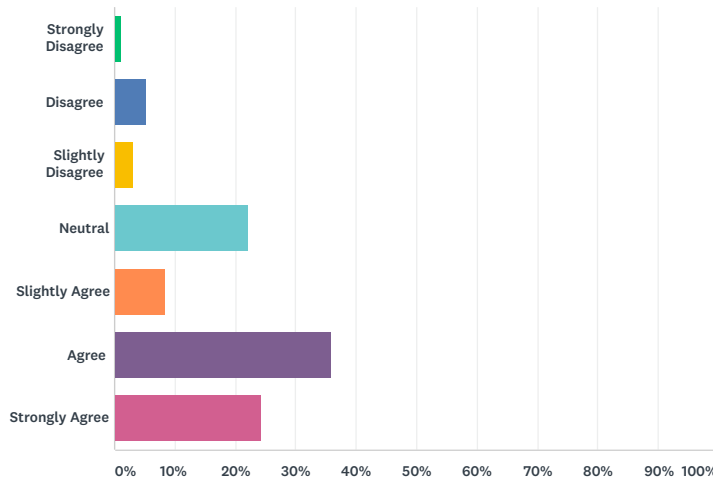
Answered: 95 Skipped: 1



ANSWER CHOICES	RESPONSES	
Strongly Disagree	7.37%	7
Disagree	5.26%	5
Slightly Disagree	9.47%	9
Neutral	5.26%	5
Slightly Agree	15.79%	15
Agree	23.16%	22
Strongly Agree	33.68%	32
TOTAL		95

Q7 Diversity is valued at ESU.

Answered: 95 Skipped: 1

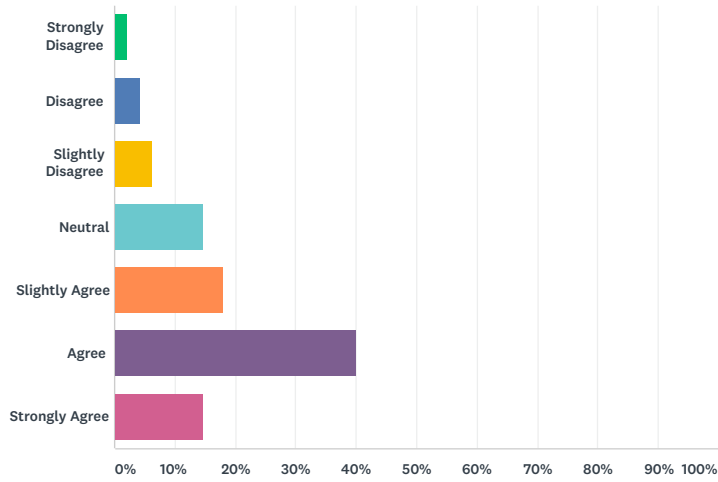


ANSWER CHOICES	RESPONSES
Strongly Disagree	1.05% 1
Disagree	5.26% 5
Slightly Disagree	3.16% 3
Neutral	22.11% 21
Slightly Agree	8.42% 8
Agree	35.79% 34
Strongly Agree	24.21% 23
TOTAL	95

East Stroudsburg University Experience

Q8 At ESU, students respect other students belonging to different racial and ethnic groups than their own.

Answered: 95 Skipped: 1

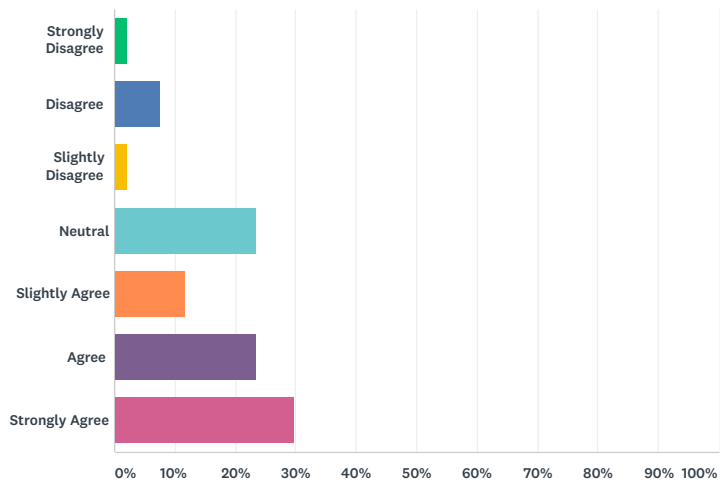


ANSWER CHOICES	RESPONSES	
Strongly Disagree	2.11%	2
Disagree	4.21%	4
Slightly Disagree	6.32%	6
Neutral	14.74%	14
Slightly Agree	17.89%	17
Agree	40.00%	38
Strongly Agree	14.74%	14
TOTAL		95

East Stroudsburg University Experience

Q9 My ESU experiences outside of the classroom (e.g. clubs, sports, dorm life, on-campus job, volunteering, etc.) have contributed to my personal development in a positive way.

Answered: 94 Skipped: 2

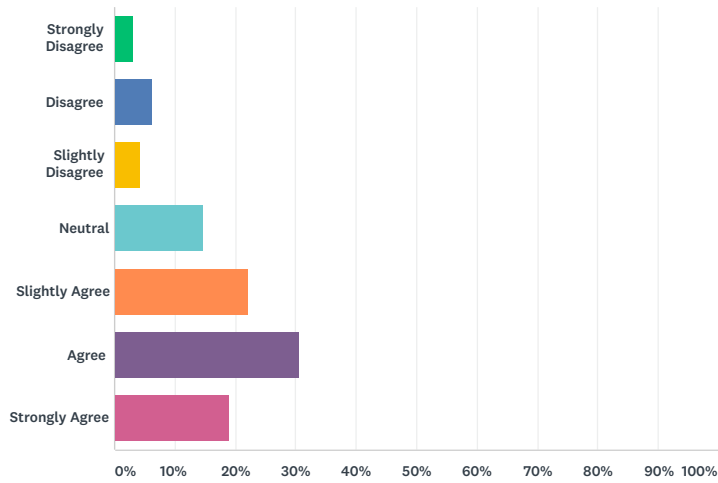


ANSWER CHOICES	RESPONSES	
Strongly Disagree	2.13%	2
Disagree	7.45%	7
Slightly Disagree	2.13%	2
Neutral	23.40%	22
Slightly Agree	11.70%	11
Agree	23.40%	22
Strongly Agree	29.79%	28
TOTAL		94

East Stroudsburg University Experience

Q10 My experiences while at ESU enhanced my ability to think creatively.

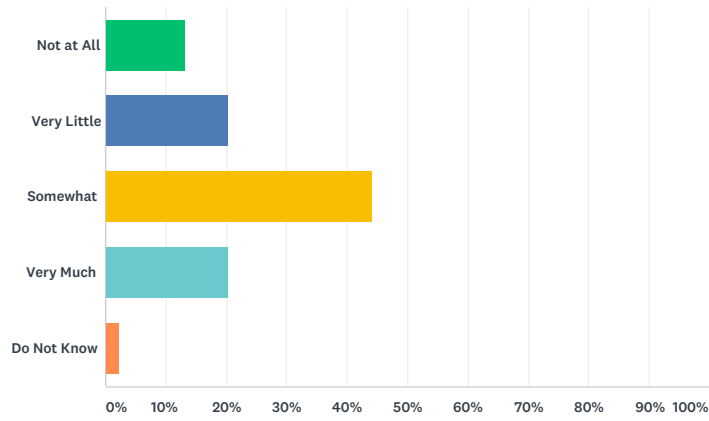
Answered: 95 Skipped: 1



ANSWER CHOICES	RESPONSES	
Strongly Disagree	3.16%	3
Disagree	6.32%	6
Slightly Disagree	4.21%	4
Neutral	14.74%	14
Slightly Agree	22.11%	21
Agree	30.53%	29
Strongly Agree	18.95%	18
TOTAL		95

Q11 Understand local, state, national political institutions and processes

Answered: 84 Skipped: 12

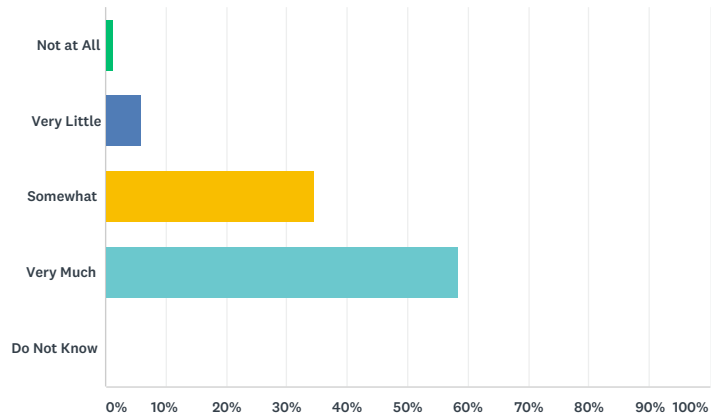


ANSWER CHOICES	RESPONSES	
Not at All	13.10%	11
Very Little	20.24%	17
Somewhat	44.05%	37
Very Much	20.24%	17
Do Not Know	2.38%	2
TOTAL		84

East Stroudsburg University Experience

Q12 Understand diverse views and perspectives

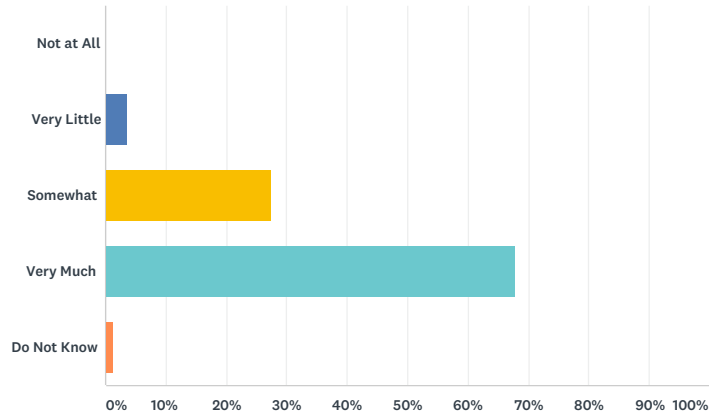
Answered: 84 Skipped: 12



ANSWER CHOICES	RESPONSES	
Not at All	1.19%	1
Very Little	5.95%	5
Somewhat	34.52%	29
Very Much	58.33%	49
Do Not Know	0.00%	0
TOTAL		84

Q13 Exhibit tolerance for the beliefs and practices of those different than you

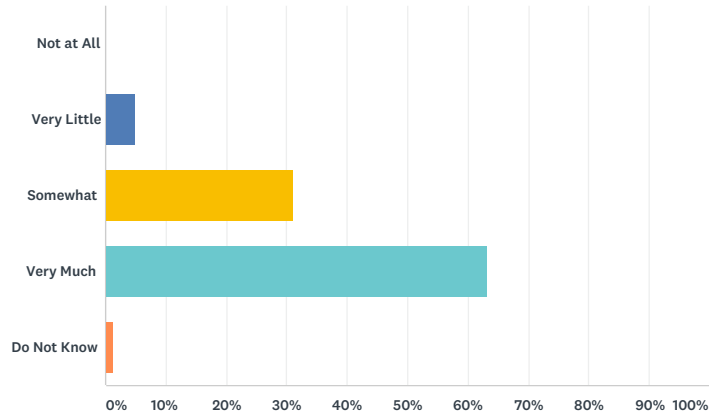
Answered: 84 Skipped: 12



ANSWER CHOICES	RESPONSES	
Not at All	0.00%	0
Very Little	3.57%	3
Somewhat	27.38%	23
Very Much	67.86%	57
Do Not Know	1.19%	1
TOTAL		84

Q14 Understand what it means to be a responsible citizen of a globally interconnected society

Answered: 84 Skipped: 12

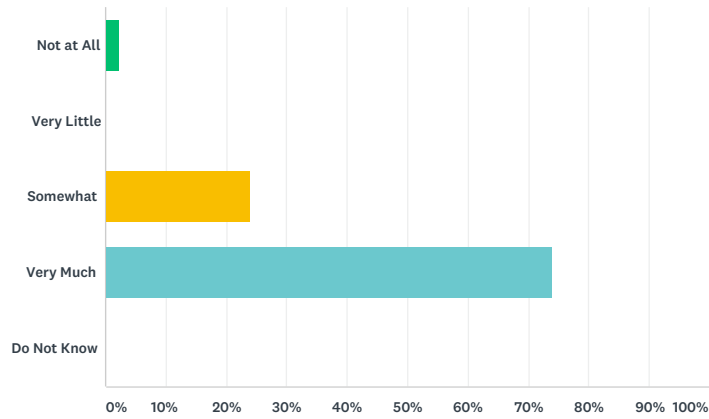


ANSWER CHOICES	RESPONSES	
Not at All	0.00%	0
Very Little	4.76%	4
Somewhat	30.95%	26
Very Much	63.10%	53
Do Not Know	1.19%	1
TOTAL		84

East Stroudsburg University Experience

Q15 Accurately identify a problem or an issue

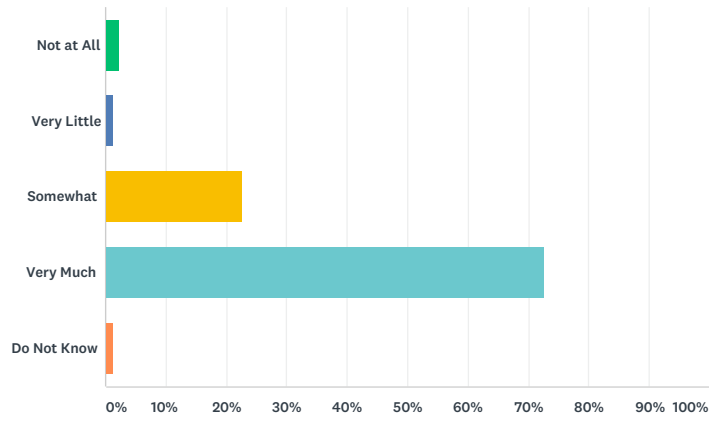
Answered: 84 Skipped: 12



ANSWER CHOICES	RESPONSES	
Not at All	2.38%	2
Very Little	0.00%	0
Somewhat	23.81%	20
Very Much	73.81%	62
Do Not Know	0.00%	0
TOTAL		84

Q16 Gather information to address a problem or an issue

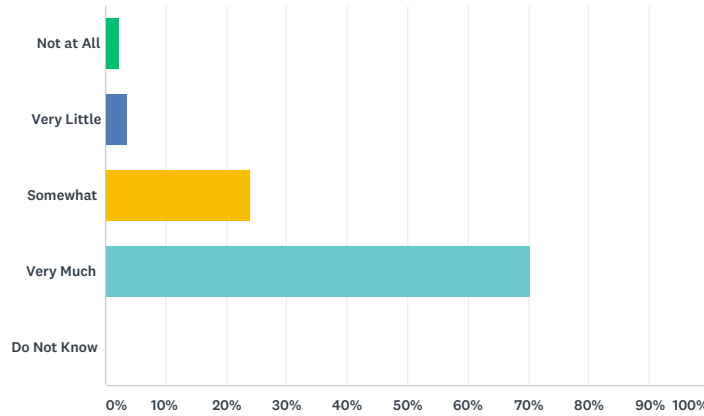
Answered: 84 Skipped: 12



ANSWER CHOICES	RESPONSES	
Not at All	2.38%	2
Very Little	1.19%	1
Somewhat	22.62%	19
Very Much	72.62%	61
Do Not Know	1.19%	1
TOTAL		84

Q17 Analyze information that has been gathered for addressing a problem or an issue

Answered: 84 Skipped: 12

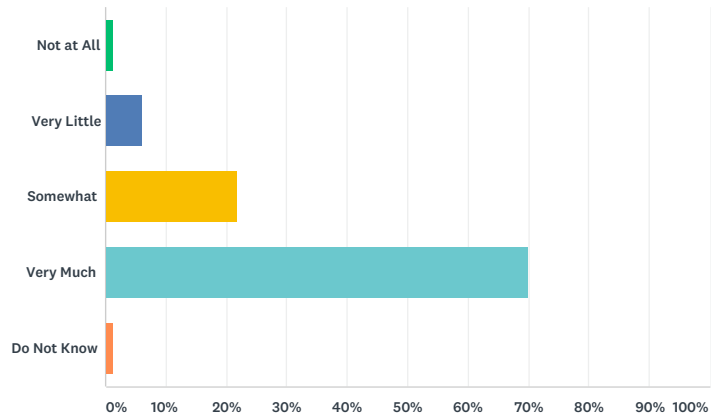


ANSWER CHOICES	RESPONSES	
Not at All	2.38%	2
Very Little	3.57%	3
Somewhat	23.81%	20
Very Much	70.24%	59
Do Not Know	0.00%	0
TOTAL		84

East Stroudsburg University Experience

Q18 Draw conclusions that are based on an analysis of the information

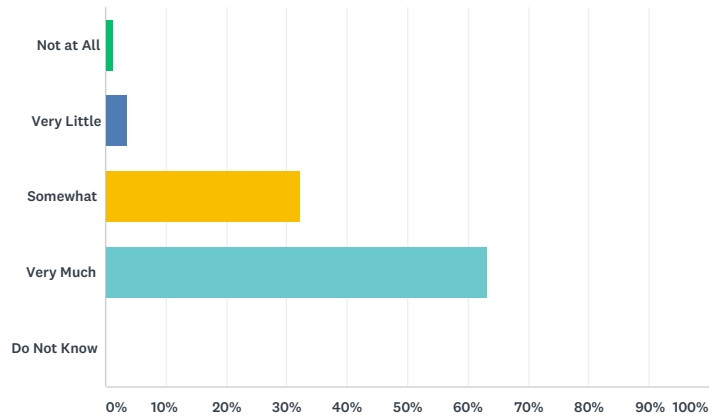
Answered: 83 Skipped: 13



ANSWER CHOICES	RESPONSES	
Not at All	1.20%	1
Very Little	6.02%	5
Somewhat	21.69%	18
Very Much	69.88%	58
Do Not Know	1.20%	1
TOTAL		83

Q19 Clearly communicate resulting conclusions

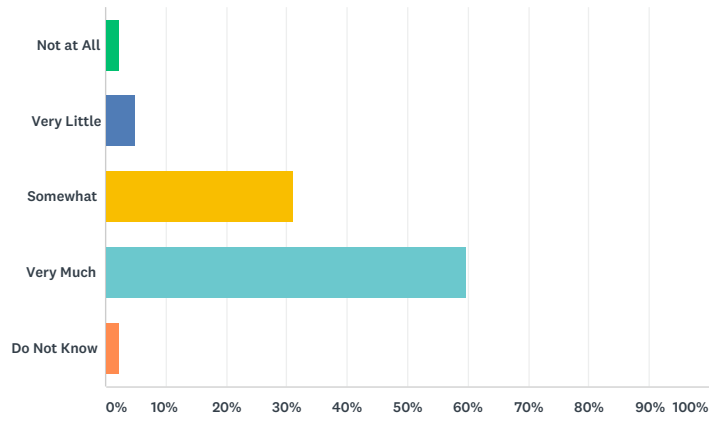
Answered: 84 Skipped: 12



ANSWER CHOICES	RESPONSES	
Not at All	1.19%	1
Very Little	3.57%	3
Somewhat	32.14%	27
Very Much	63.10%	53
Do Not Know	0.00%	0
TOTAL		84

Q20 Write effectively

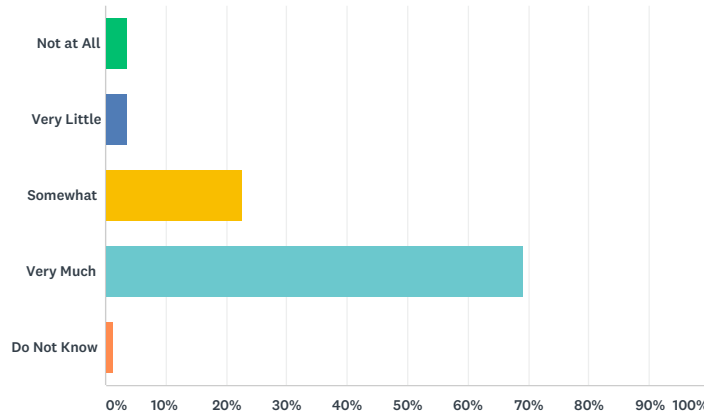
Answered: 84 Skipped: 12



ANSWER CHOICES	RESPONSES	
Not at All	2.38%	2
Very Little	4.76%	4
Somewhat	30.95%	26
Very Much	59.52%	50
Do Not Know	2.38%	2
TOTAL		84

Q21 Speak effectively (i.e., to large and small groups and making presentations)

Answered: 84 Skipped: 12

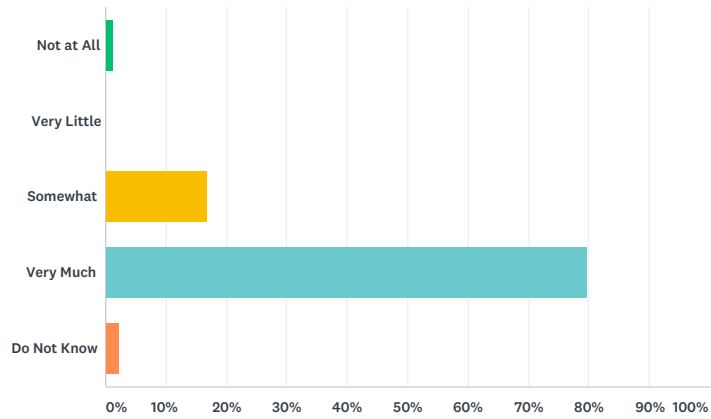


ANSWER CHOICES	RESPONSES	
Not at All	3.57%	3
Very Little	3.57%	3
Somewhat	22.62%	19
Very Much	69.05%	58
Do Not Know	1.19%	1
TOTAL		84

East Stroudsburg University Experience

Q22 Actively and openly listen to others

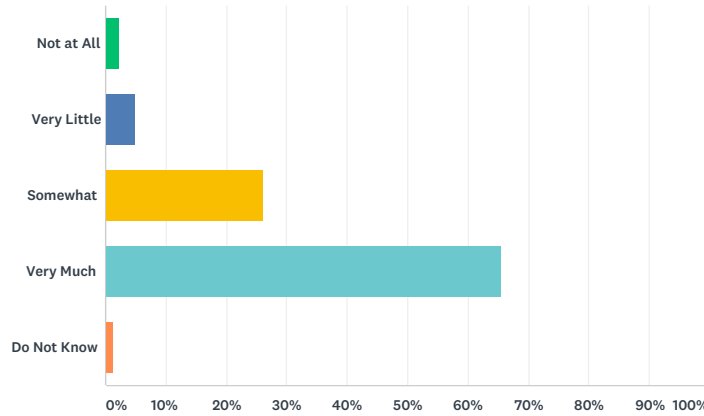
Answered: 84 Skipped: 12



ANSWER CHOICES	RESPONSES	
Not at All	1.19%	1
Very Little	0.00%	0
Somewhat	16.67%	14
Very Much	79.76%	67
Do Not Know	2.38%	2
TOTAL		84

Q23 Acquire relevant information through active reading comprehension and accurate application of concepts

Answered: 84 Skipped: 12

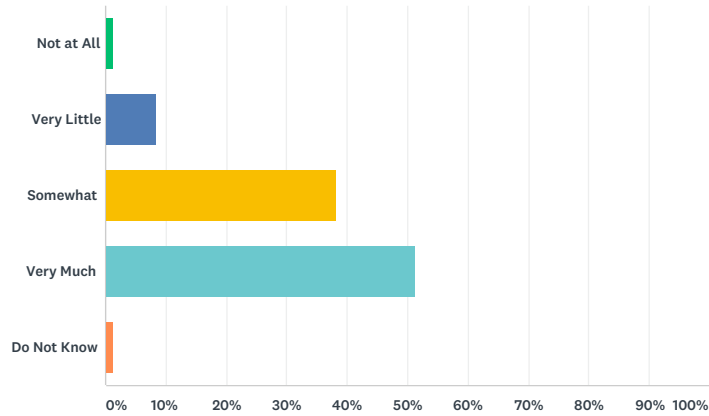


ANSWER CHOICES	RESPONSES	
Not at All	2.38%	2
Very Little	4.76%	4
Somewhat	26.19%	22
Very Much	65.48%	55
Do Not Know	1.19%	1
TOTAL		84

East Stroudsburg University Experience

Q24 Employ a variety of organizational strategies such as pre-writing or brainstorming to help to convey a clear message

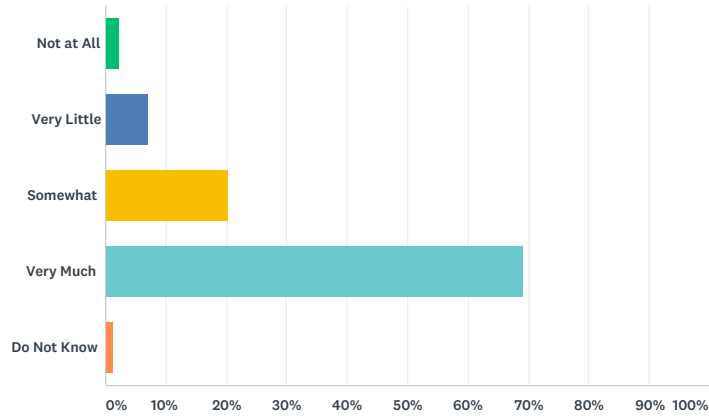
Answered: 84 Skipped: 12



ANSWER CHOICES	RESPONSES	
Not at All	1.19%	1
Very Little	8.33%	7
Somewhat	38.10%	32
Very Much	51.19%	43
Do Not Know	1.19%	1
TOTAL		84

Q25 Present organized information effectively using pertinent facts and clear languages

Answered: 84 Skipped: 12

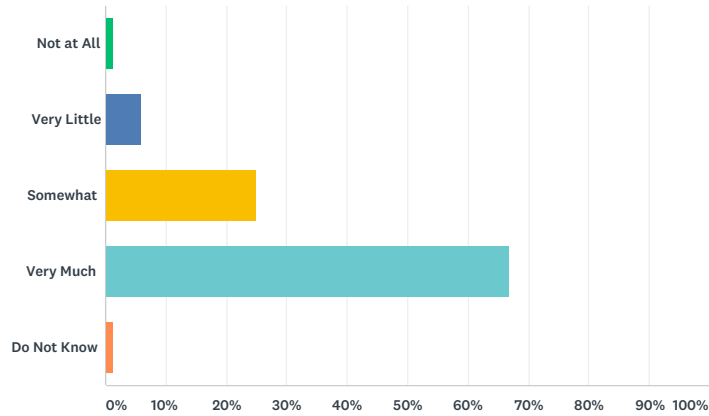


ANSWER CHOICES	RESPONSES	
Not at All	2.38%	2
Very Little	7.14%	6
Somewhat	20.24%	17
Very Much	69.05%	58
Do Not Know	1.19%	1
TOTAL		84

East Stroudsburg University Experience

Q26 Create and distribute information and knowledge effectively using multiple communication forms (i.e., text, video, graphics, etc.)

Answered: 84 Skipped: 12



ANSWER CHOICES	RESPONSES	
Not at All	1.19%	1
Very Little	5.95%	5
Somewhat	25.00%	21
Very Much	66.67%	56
Do Not Know	1.19%	1
TOTAL		84

East Stroudsburg University Experience

Q27 Describe the quality of your relationships with ESU administrative personnel (e.g. non-faculty) and offices. For example, describe a memorable interaction with ESU staff or office. Please be specific in your comments.

Answered: 54 Skipped: 42

East Stroudsburg University Experience

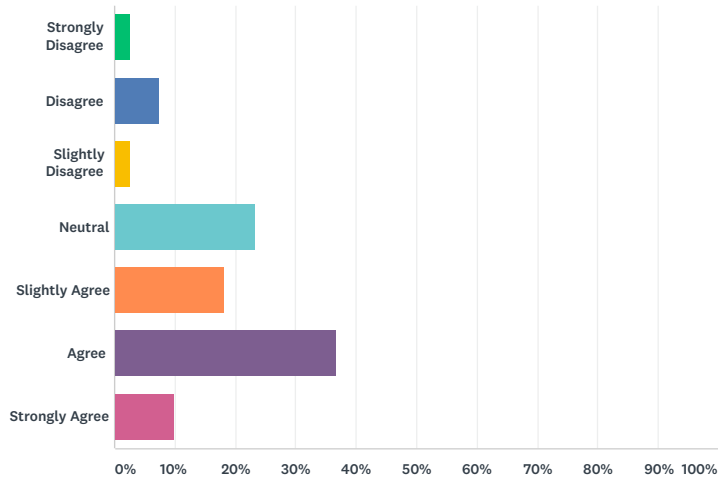
Q28 The University and local community offer a variety of opportunities that make the ESU experience unique. What would you tell a new student to do before they graduate in order to have the best ESU experience possible?

Answered: 52 Skipped: 44

East Stroudsburg University Experience

Q29 When faced with an ambiguous or complex issue, I am confident I have developed the skills while at ESU to evaluate the issue effectively.

Answered: 82 Skipped: 14

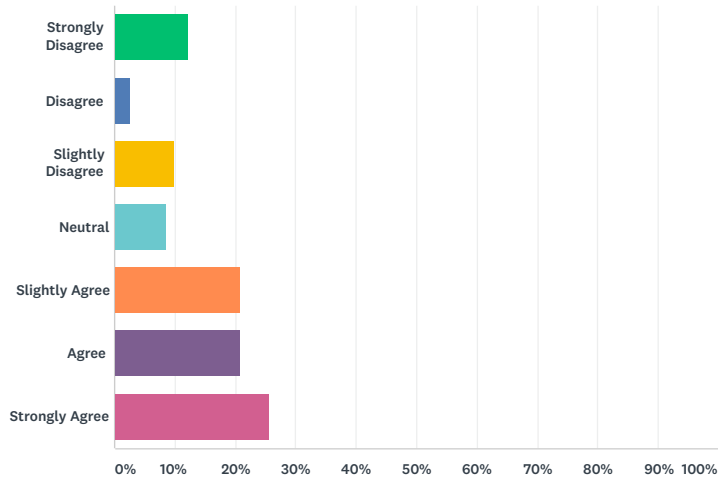


ANSWER CHOICES	RESPONSES	
Strongly Disagree	2.44%	2
Disagree	7.32%	6
Slightly Disagree	2.44%	2
Neutral	23.17%	19
Slightly Agree	18.29%	15
Agree	36.59%	30
Strongly Agree	9.76%	8
TOTAL		82

East Stroudsburg University Experience

Q30 The quality of academic advising I received at ESU was beneficial to me.

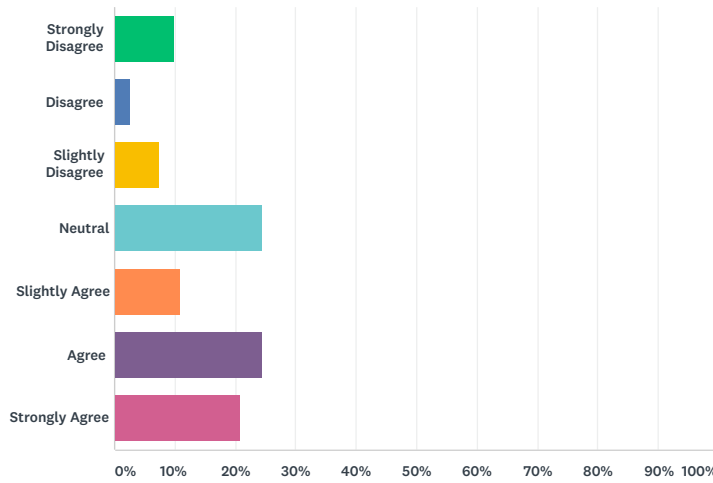
Answered: 82 Skipped: 14



ANSWER CHOICES	RESPONSES	
Strongly Disagree	12.20%	10
Disagree	2.44%	2
Slightly Disagree	9.76%	8
Neutral	8.54%	7
Slightly Agree	20.73%	17
Agree	20.73%	17
Strongly Agree	25.61%	21
TOTAL		82

Q31 I would recommend ESU to others.

Answered: 82 Skipped: 14

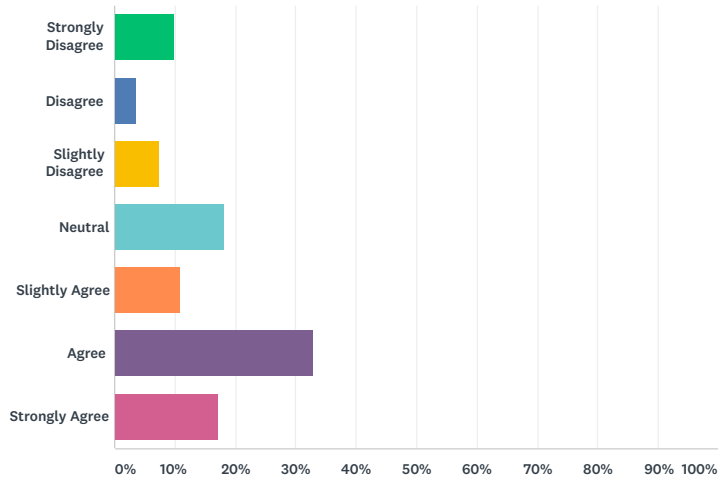


ANSWER CHOICES	RESPONSES	
Strongly Disagree	9.76%	8
Disagree	2.44%	2
Slightly Disagree	7.32%	6
Neutral	24.39%	20
Slightly Agree	10.98%	9
Agree	24.39%	20
Strongly Agree	20.73%	17
TOTAL		82

East Stroudsburg University Experience

Q32 I am competitive with graduates who have received similar degrees from other institutions.

Answered: 82 Skipped: 14

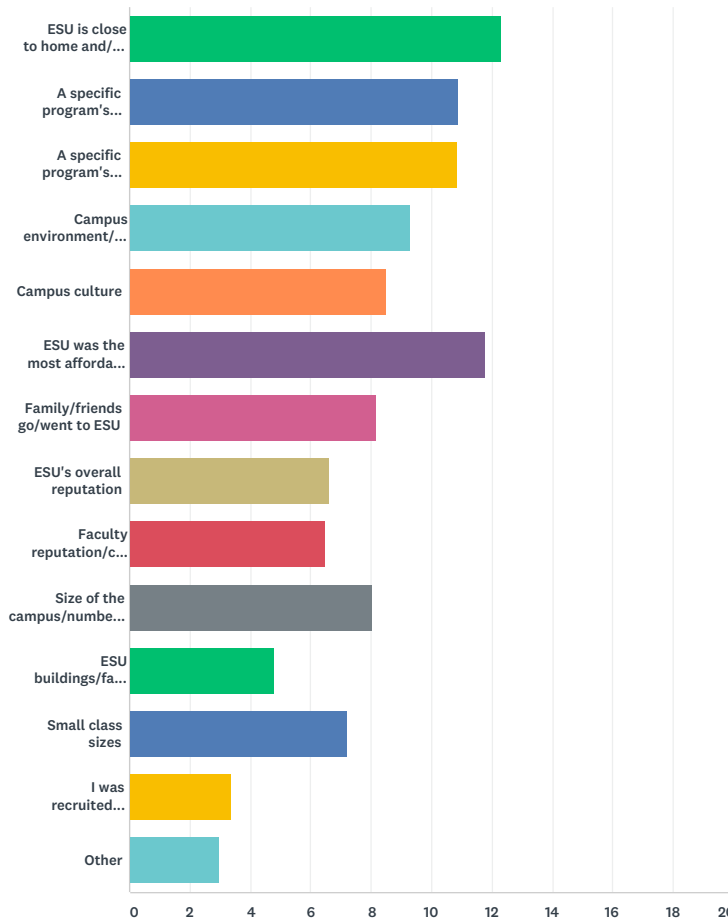


ANSWER CHOICES	RESPONSES	
Strongly Disagree	9.76%	8
Disagree	3.66%	3
Slightly Disagree	7.32%	6
Neutral	18.29%	15
Slightly Agree	10.98%	9
Agree	32.93%	27
Strongly Agree	17.07%	14
TOTAL		82

East Stroudsburg University Experience

Q33 Why did you select ESU? (Please rate your top 3 reasons.)

Answered: 81 Skipped: 15



	1	2	3	4	5	6	7	8	9	10	11	12	13	14
ESU is close to home and/or work	45.71% 32	22.86% 16	10.00% 7	7.14% 5	1.43% 1	4.29% 3	1.43% 1	0.00% 0	1.43% 1	4.29% 3	0.00% 0	0.00% 0	0.00% 0	0.00% 0
A specific program's availability	21.31% 13	19.67% 12	13.11% 8	19.67% 12	6.56% 4	1.64% 1	3.28% 2	0.00% 0	1.64% 1	3.28% 2	3.28% 2	3.28% 2	1.64% 1	0.00% 0
A specific program's reputation	12.96% 7	20.37% 11	16.67% 9	11.11% 6	16.67% 9	3.70% 2	5.56% 3	5.56% 3	3.70% 2	0.00% 0	0.00% 0	1.85% 1	1.85% 1	0.00% 0
Campus environment/atmosphere	8.00% 4	6.00% 3	12.00% 6	12.00% 6	18.00% 9	12.00% 6	12.00% 6	2.00% 1	4.00% 2	6.00% 3	0.00% 0	0.00% 0	4.00% 2	0.00% 0
Campus culture	0.00% 0	0.00% 0	5.88% 3	9.80% 5	23.53% 12	19.61% 10	19.61% 10	3.92% 2	3.92% 2	5.88% 3	3.92% 2	0.00% 0	1.96% 1	0.00% 0
ESU was the most affordable option	21.88% 14	26.56% 17	20.31% 13	6.25% 4	7.81% 5	10.94% 7	1.56% 1	0.00% 0	1.56% 1	1.56% 1	0.00% 0	1.56% 1	0.00% 0	0.00% 0
Family/friends go/went to ESU	3.85% 2	5.77% 3	7.69% 4	11.54% 6	0.00% 0	7.69% 4	26.92% 14	11.54% 6	5.77% 3	3.85% 2	5.77% 3	5.77% 3	3.85% 2	0.00% 0
ESU's overall reputation	0.00% 0	0.00% 0	0.00% 0	0.00% 0	4.08% 2	6.12% 3	12.24% 6	48.98% 24	12.24% 6	4.08% 2	0.00% 0	8.16% 4	4.08% 2	0.00% 0
Faculty reputation/credentials	4.00% 2	0.00% 0	4.00% 2	0.00% 0	2.00% 1	4.00% 2	4.00% 2	10.00% 5	48.00% 24	10.00% 5	8.00% 4	6.00% 3	0.00% 0	0.00% 0
Size of the campus/number of students	3.45% 2	10.34% 6	17.24% 10	1.72% 1	5.17% 3	3.45% 2	1.72% 1	6.90% 4	6.90% 4	37.93% 22	5.17% 3	0.00% 0	0.00% 0	0.00% 0
ESU buildings/facilities/labs	0.00% 0	1.96% 1	1.96% 1	0.00% 0	1.96% 1	1.96% 1	3.92% 2	3.92% 2	3.92% 2	5.88% 3	60.78% 31	9.80% 5	3.92% 2	0.00% 0
Small class sizes	0.00% 0	14.04% 8	19.30% 11	3.51% 2	1.75% 1	7.02% 4	0.00% 0	3.51% 2	0.00% 0	5.26% 3	3.51% 2	36.84% 21	3.51% 2	0.00% 0
I was recruited for/wanted to be part of an athletic team	7.84% 4	0.00% 0	1.96% 1	1.96% 1	0.00% 0	0.00% 0	0.00% 0	0.00% 0	0.00% 0	0.00% 0	1.96% 1	13.73% 7	56.86% 29	0.00% 0
Other	1.96% 1	3.92% 2	7.84% 4	0.00% 0	0.00% 0	1.96% 1	0.00% 0	0.00% 0	0.00% 0	0.00% 0	1.96% 1	1.96% 1	13.73% 7	0.00% 0

East Stroudsburg University Experience

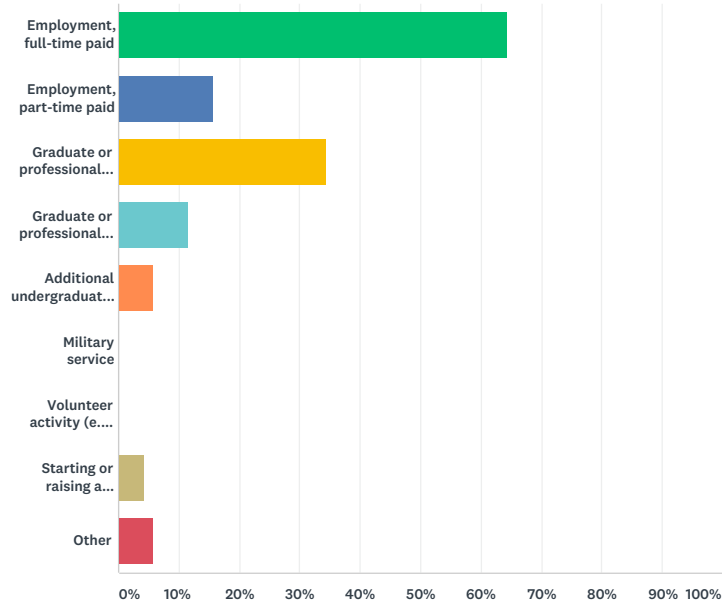
Q34 Please list what you believe are 2-3 strengths of your ESU education.

Answered: 42 Skipped: 54

East Stroudsburg University Experience

Q35 What is MOST LIKELY to be your PRINCIPAL activity upon graduation? (Select up to two below).

Answered: 70 Skipped: 26



ANSWER CHOICES	RESPONSES	
Employment, full-time paid	64.29%	45
Employment, part-time paid	15.71%	11
Graduate or professional school, full-time	34.29%	24
Graduate or professional school, part-time	11.43%	8
Additional undergraduate coursework	5.71%	4
Military service	0.00%	0
Volunteer activity (e.g., Peace Corps)	0.00%	0
Starting or raising a family	4.29%	3
Other	5.71%	4
Total Respondents: 70		

East Stroudsburg University Experience

Q36 Please share an additional impressions or opinions you have regarding ESU.

Answered: 34 Skipped: 62

East Stroudsburg University Experience

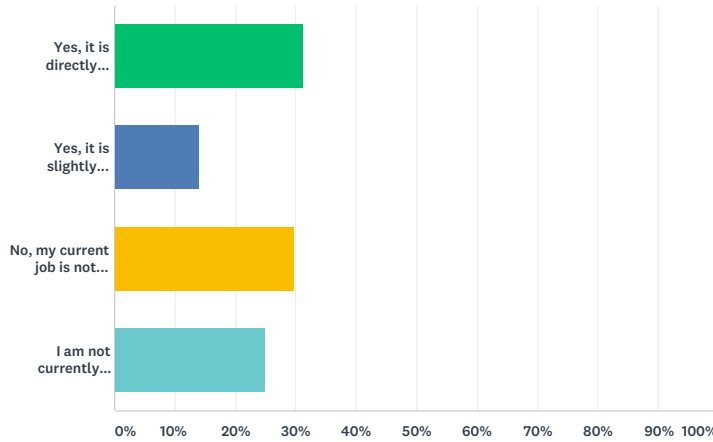
Q37 Please describe your post-graduation employment situation.

Answered: 23 Skipped: 73

ANSWER CHOICES	RESPONSES	
Organization:	95.65%	22
Job Title:	82.61%	19
Salary:	56.52%	13
How long have you held the position?	60.87%	14

Q38 Would you say your current job is related to the primary major you indicated previously?

Answered: 64 Skipped: 32

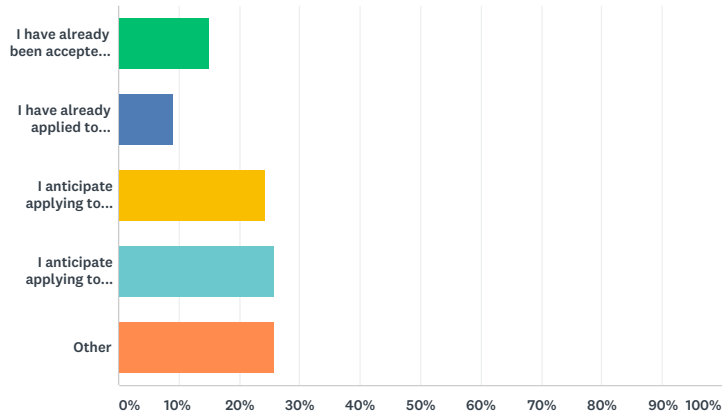


ANSWER CHOICES	RESPONSES	
Yes, it is directly related to my major	31.25%	20
Yes, it is slightly related to my major	14.06%	9
No, my current job is not related to my major	29.69%	19
I am not currently employed	25.00%	16
TOTAL		64

East Stroudsburg University Experience

Q39 Please select the statement that best matches your plans to further your education:

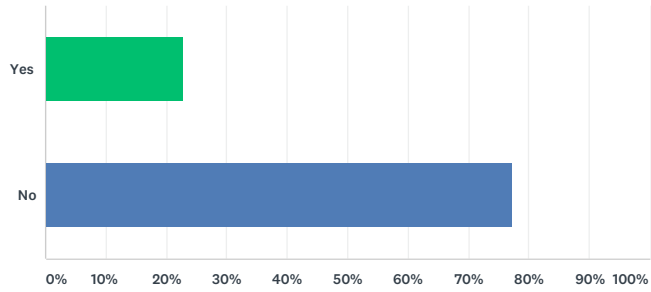
Answered: 66 Skipped: 30



ANSWER CHOICES	RESPONSES	
I have already been accepted into graduate or professional school.	15.15%	10
I have already applied to graduate or professional school, though I have not yet been accepted.	9.09%	6
I anticipate applying to graduate or professional school within the next year.	24.24%	16
I anticipate applying to graduate or professional school within the next five years.	25.76%	17
Other	25.76%	17
TOTAL		66

Q40 Have you used the ESU Career Development Center as a resource for your career or graduate school planning and/or preparation?

Answered: 66 Skipped: 30



ANSWER CHOICES	RESPONSES	
Yes	22.73%	15
No	77.27%	51
TOTAL		66

East Stroudsburg University Experience

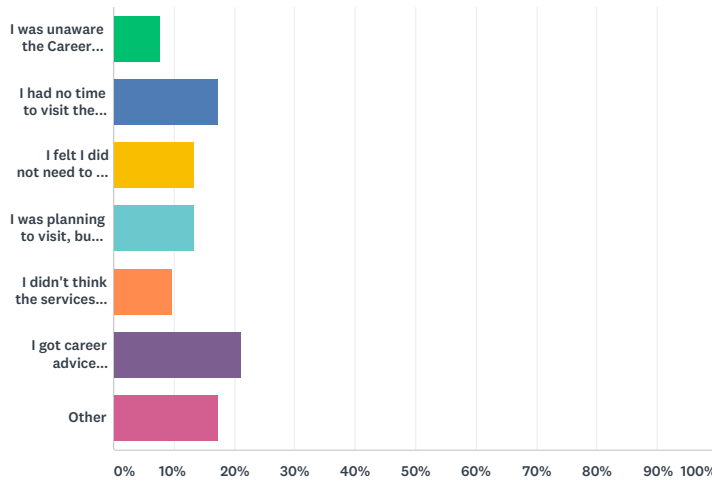
Q41 Please choose from among the following options that apply to you, and describe your experience(s) with the Career Development Center

Answered: 17 Skipped: 79

ANSWER CHOICES	RESPONSES	
My overall experiences with the Career Development Center were positive. Here is an example of my experiences	58.82%	10
My overall experiences with the Career Development Center were negative. Here is an example of my experiences:	17.65%	3
My overall experiences with the Career Development Center were neither positive nor negative. Here is an example of my experiences:	58.82%	10

Q42 Why did you choose NOT to use the Career Development Center?

Answered: 52 Skipped: 44



ANSWER CHOICES	RESPONSES
I was unaware the Career Development Center existed	7.69% 4
I had no time to visit the Career Development Center	17.31% 9
I felt I did not need to use the Career Development Center	13.46% 7
I was planning to visit, but I never got around to it	13.46% 7
I didn't think the services they offered would be helpful	9.62% 5
I got career advice elsewhere, such as from a major professor	21.15% 11
Other	17.31% 9
TOTAL	52

East Stroudsburg University Experience

Q43 Please provide up to 3 suggestions to improve ESU's Career Development Center.

Answered: 13 Skipped: 83

ANSWER CHOICES	RESPONSES	
Suggestion 1	100.00%	13
Suggestion 2	84.62%	11
Suggestion 3	61.54%	8

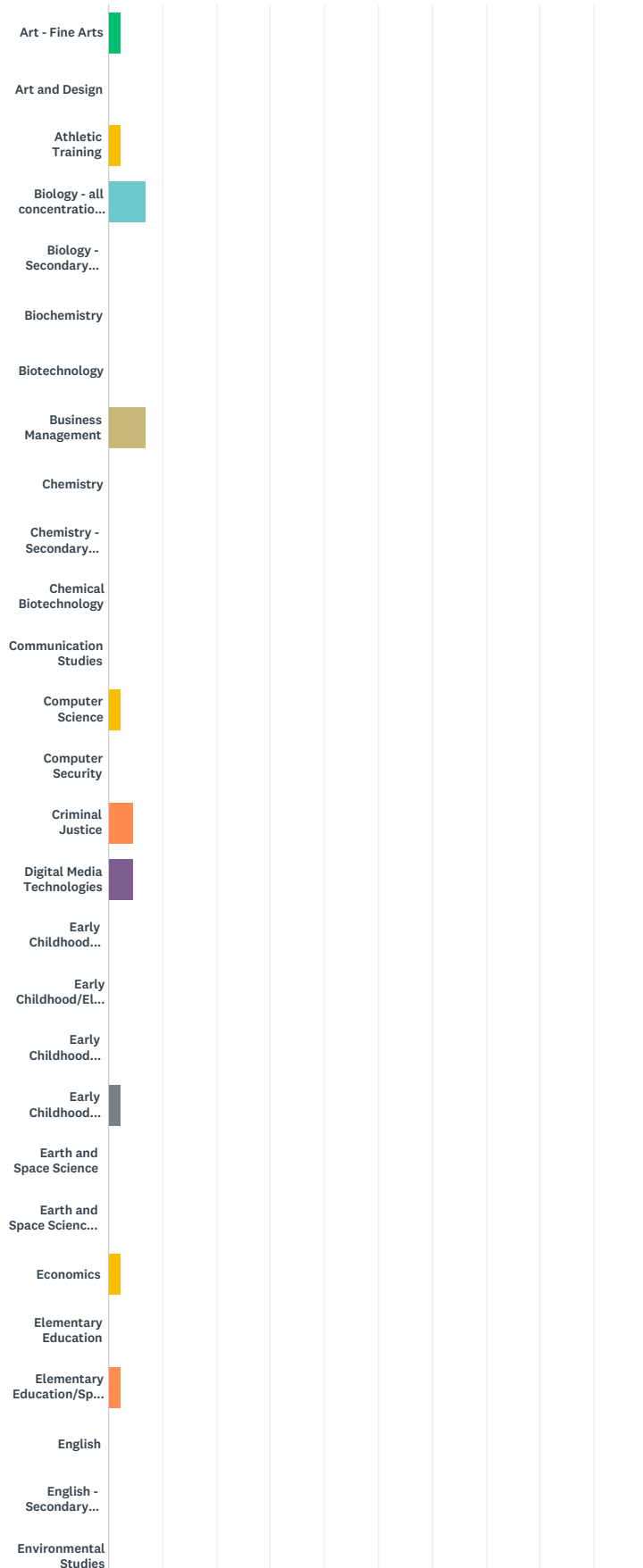
Q1 Congratulations on this important milestone. So we can provide you with updates on your alma mater, please provide us the following contact information. Thank you!

Answered: 40 Skipped: 4

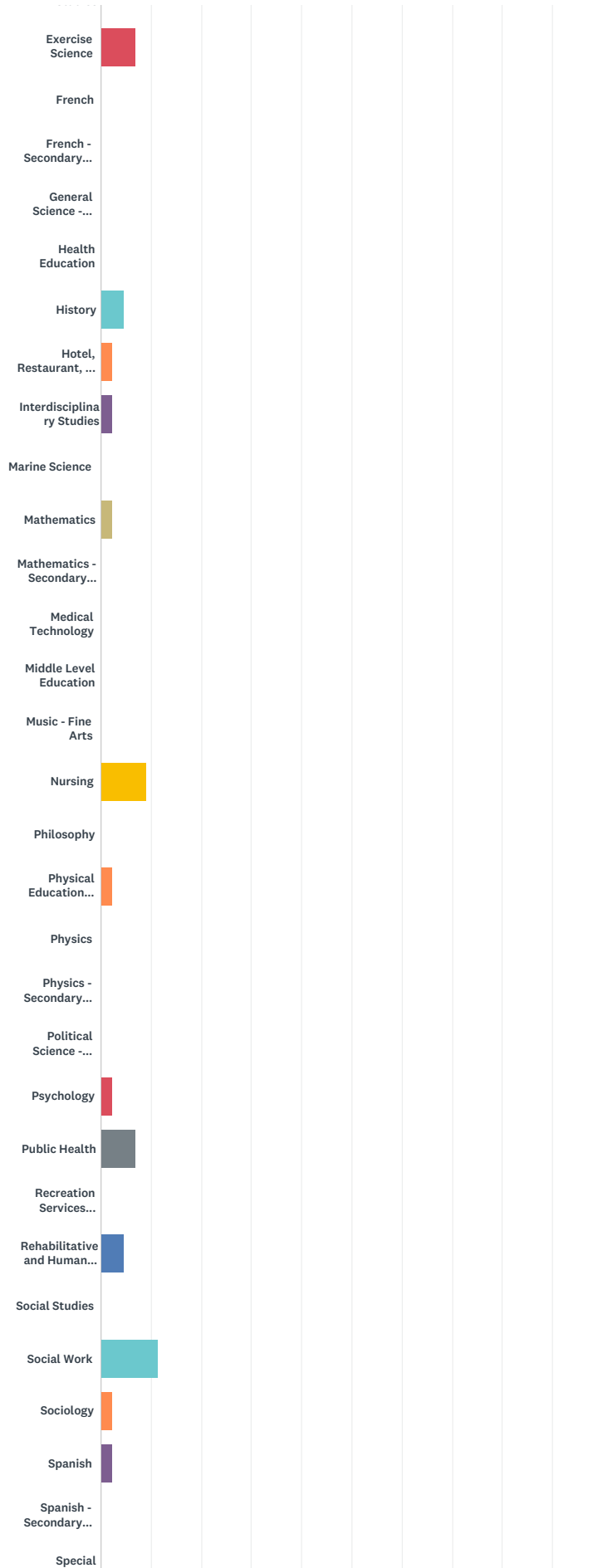
ANSWER CHOICES	RESPONSES	
First Name	100.00%	40
Last Name	100.00%	40
Class Year	97.50%	39
Preferred E-Mail	97.50%	39
Home Address	97.50%	39
Home Phone	45.00%	18
Cell Phone	72.50%	29
Employer	35.00%	14
Business Title	27.50%	11
Business Address	20.00%	8
Business Phone	17.50%	7

Q2 What is your primary major?

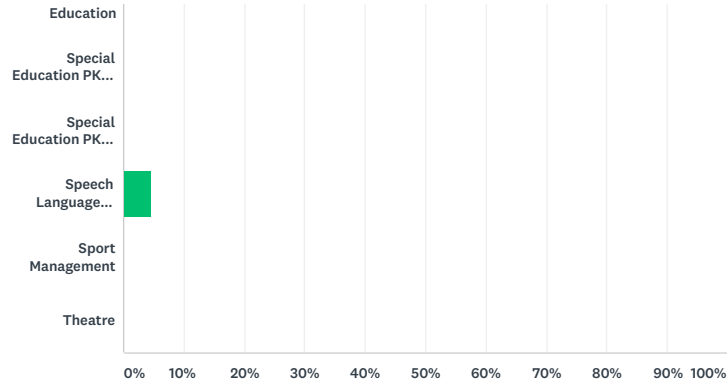
Answered: 44 Skipped: 0



East Stroudsburg University Experience - Spring 2019



East Stroudsburg University Experience - Spring 2019



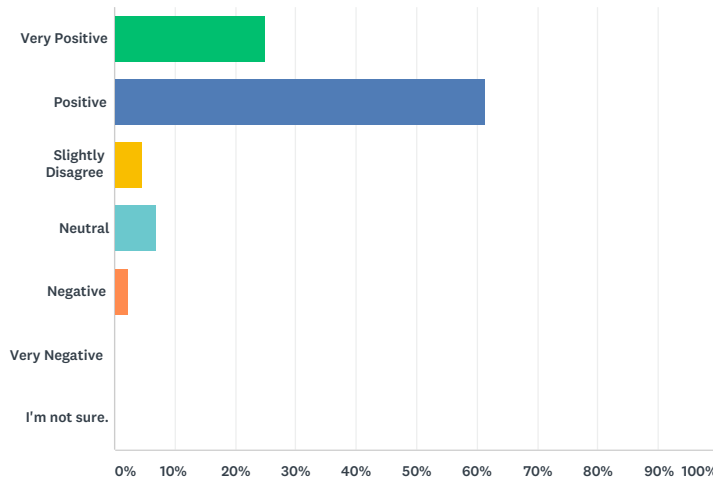
ANSWER CHOICES	RESPONSES	
Art - Fine Arts	2.27%	1
Art and Design	0.00%	0
Athletic Training	2.27%	1
Biology - all concentrations except education	6.82%	3
Biology - Secondary Education	0.00%	0
Biochemistry	0.00%	0
Biotechnology	0.00%	0
Business Management	6.82%	3
Chemistry	0.00%	0
Chemistry - Secondary Education	0.00%	0
Chemical Biotechnology	0.00%	0
Communication Studies	0.00%	0
Computer Science	2.27%	1
Computer Security	0.00%	0
Criminal Justice	4.55%	2
Digital Media Technologies	4.55%	2
Early Childhood Education	0.00%	0
Early Childhood/Elementary Education	0.00%	0
Early Childhood Professional Program	0.00%	0
Early Childhood Education (PreK-4)	2.27%	1
Earth and Space Science	0.00%	0
Earth and Space Science - Secondary Education	0.00%	0
Economics	2.27%	1
Elementary Education	0.00%	0
Elementary Education/Special Education	2.27%	1
English	0.00%	0
English - Secondary Education	0.00%	0
Environmental Studies	0.00%	0
Exercise Science	6.82%	3
French	0.00%	0
French - Secondary Education	0.00%	0
General Science - Secondary Education	0.00%	0
Health Education	0.00%	0
History	4.55%	2
Hotel, Restaurant, and Tourism Management	2.27%	1
Interdisciplinary Studies	2.27%	1
Marine Science	0.00%	0
Mathematics	2.27%	1

East Stroudsburg University Experience - Spring 2019

Mathematics - Secondary Education	0.00%	0
Medical Technology	0.00%	0
Middle Level Education	0.00%	0
Music - Fine Arts	0.00%	0
Nursing	9.09%	4
Philosophy	0.00%	0
Physical Education Teacher Education	2.27%	1
Physics	0.00%	0
Physics - Secondary Education	0.00%	0
Political Science - includes Pre-Law	0.00%	0
Psychology	2.27%	1
Public Health	6.82%	3
Recreation Services Management	0.00%	0
Rehabilitative and Human Services	4.55%	2
Social Studies	0.00%	0
Social Work	11.36%	5
Sociology	2.27%	1
Spanish	2.27%	1
Spanish - Secondary Education	0.00%	0
Special Education	0.00%	0
Special Education PK-4 and Early Childhood	0.00%	0
Special Education PK-8 and Middle Level	0.00%	0
Speech Language Pathology	4.55%	2
Sport Management	0.00%	0
Theatre	0.00%	0
TOTAL		44

Q3 What is your general attitude toward ESU?

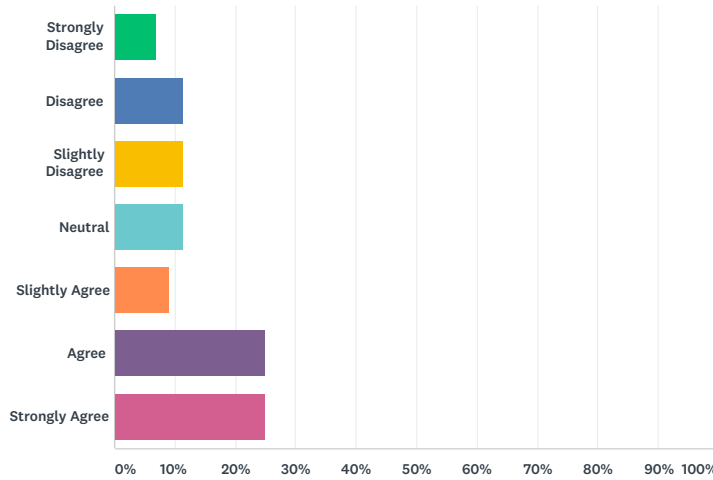
Answered: 44 Skipped: 0



ANSWER CHOICES	RESPONSES	
Very Positive	25.00%	11
Positive	61.36%	27
Slightly Disagree	4.55%	2
Neutral	6.82%	3
Negative	2.27%	1
Very Negative	0.00%	0
I'm not sure.	0.00%	0
TOTAL		44

Q4 If I had to do it again, I would choose ESU for my undergraduate education.

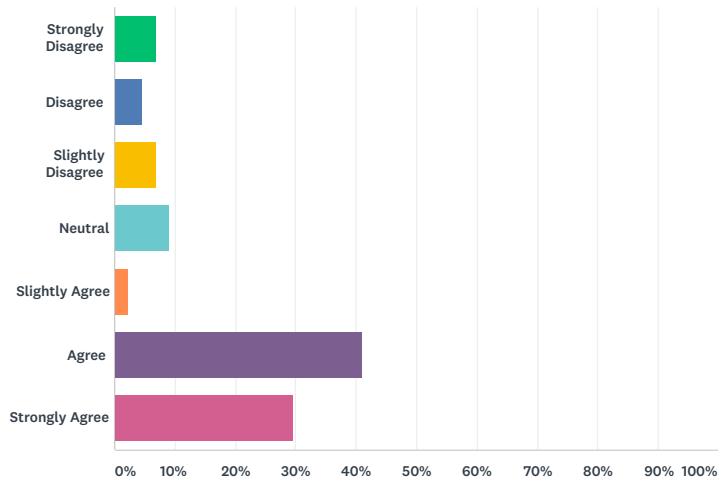
Answered: 44 Skipped: 0



ANSWER CHOICES	RESPONSES	
Strongly Disagree	6.82%	3
Disagree	11.36%	5
Slightly Disagree	11.36%	5
Neutral	11.36%	5
Slightly Agree	9.09%	4
Agree	25.00%	11
Strongly Agree	25.00%	11
TOTAL		44

Q5 Attending ESU was a good decision for me.

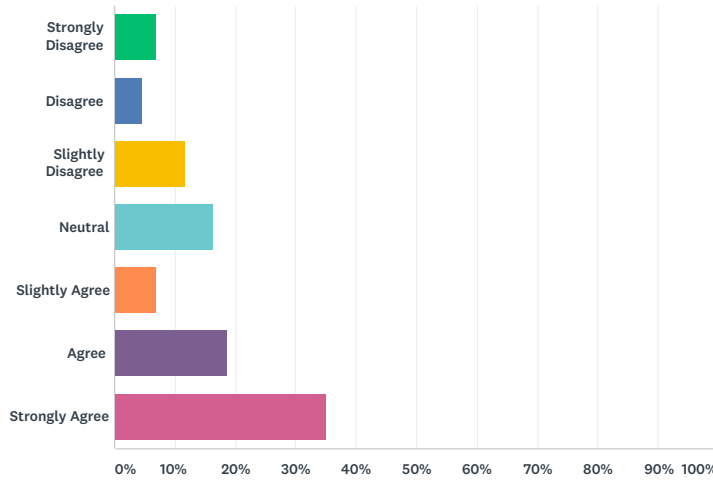
Answered: 44 Skipped: 0



ANSWER CHOICES	RESPONSES	
Strongly Disagree	6.82%	3
Disagree	4.55%	2
Slightly Disagree	6.82%	3
Neutral	9.09%	4
Slightly Agree	2.27%	1
Agree	40.91%	18
Strongly Agree	29.55%	13
TOTAL		44

Q6 My primary academic advisor at ESU guided my progress toward obtaining my degree in a timely way.

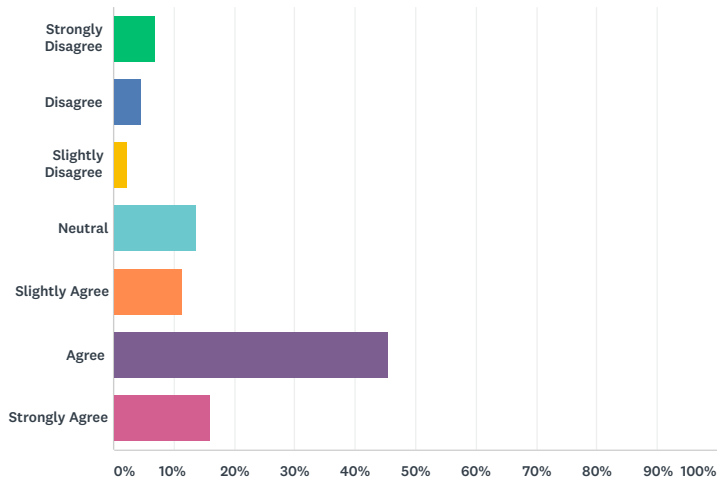
Answered: 43 Skipped: 1



ANSWER CHOICES	RESPONSES	
Strongly Disagree	6.98%	3
Disagree	4.65%	2
Slightly Disagree	11.63%	5
Neutral	16.28%	7
Slightly Agree	6.98%	3
Agree	18.60%	8
Strongly Agree	34.88%	15
TOTAL		43

Q7 Diversity is valued at ESU.

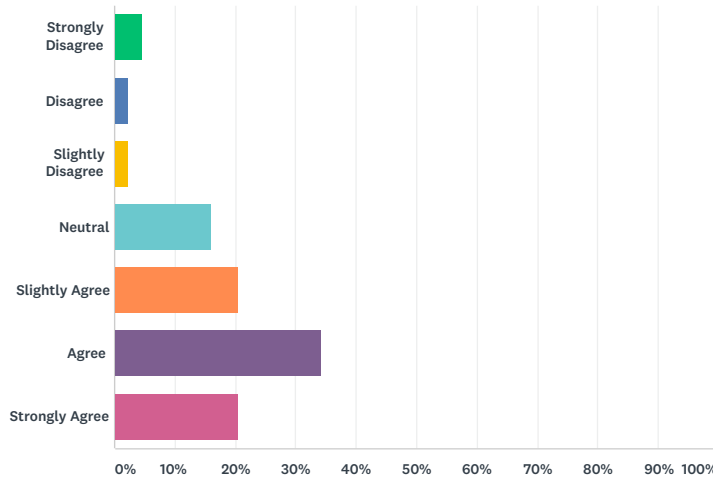
Answered: 44 Skipped: 0



ANSWER CHOICES	RESPONSES	
Strongly Disagree	6.82%	3
Disagree	4.55%	2
Slightly Disagree	2.27%	1
Neutral	13.64%	6
Slightly Agree	11.36%	5
Agree	45.45%	20
Strongly Agree	15.91%	7
TOTAL		44

Q8 At ESU, students respect other students belonging to different racial and ethnic groups than their own.

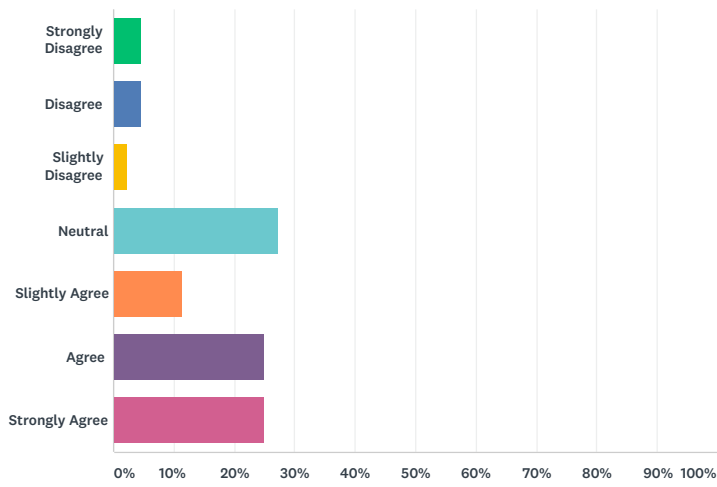
Answered: 44 Skipped: 0



ANSWER CHOICES	RESPONSES	
Strongly Disagree	4.55%	2
Disagree	2.27%	1
Slightly Disagree	2.27%	1
Neutral	15.91%	7
Slightly Agree	20.45%	9
Agree	34.09%	15
Strongly Agree	20.45%	9
TOTAL		44

Q9 My ESU experiences outside of the classroom (e.g. clubs, sports, dorm life, on-campus job, volunteering, etc.) have contributed to my personal development in a positive way.

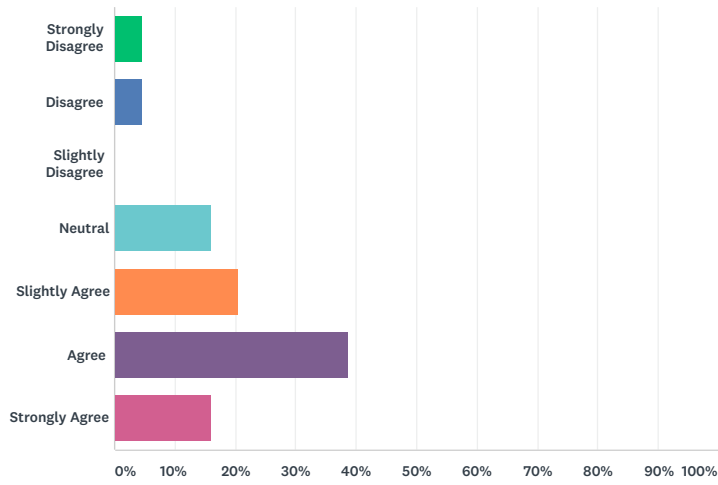
Answered: 44 Skipped: 0



ANSWER CHOICES	RESPONSES	
Strongly Disagree	4.55%	2
Disagree	4.55%	2
Slightly Disagree	2.27%	1
Neutral	27.27%	12
Slightly Agree	11.36%	5
Agree	25.00%	11
Strongly Agree	25.00%	11
TOTAL		44

Q10 My experiences while at ESU enhanced my ability to think creatively.

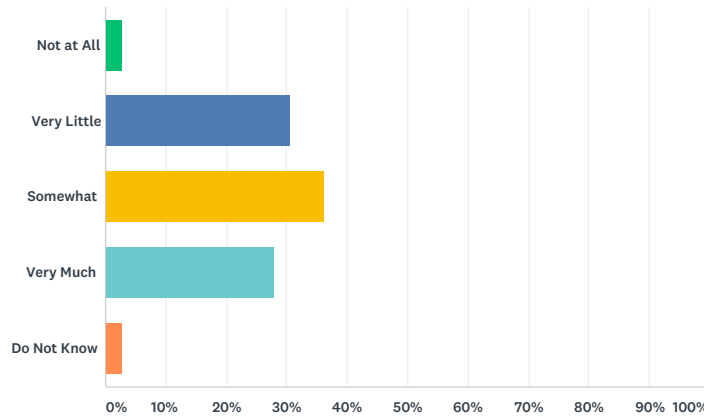
Answered: 44 Skipped: 0



ANSWER CHOICES	RESPONSES	
Strongly Disagree	4.55%	2
Disagree	4.55%	2
Slightly Disagree	0.00%	0
Neutral	15.91%	7
Slightly Agree	20.45%	9
Agree	38.64%	17
Strongly Agree	15.91%	7
TOTAL		44

Q11 Understand local, state, national political institutions and processes

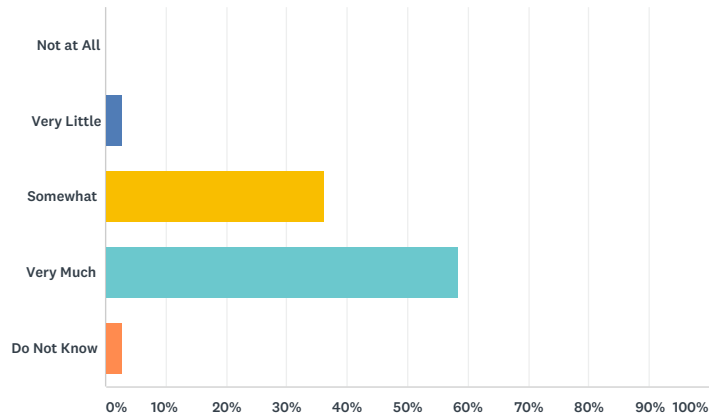
Answered: 36 Skipped: 8



ANSWER CHOICES	RESPONSES
Not at All	2.78% 1
Very Little	30.56% 11
Somewhat	36.11% 13
Very Much	27.78% 10
Do Not Know	2.78% 1
TOTAL	36

Q12 Understand diverse views and perspectives

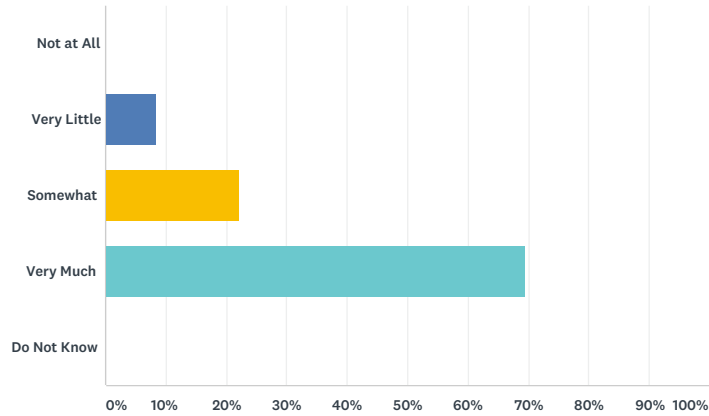
Answered: 36 Skipped: 8



ANSWER CHOICES	RESPONSES	
Not at All	0.00%	0
Very Little	2.78%	1
Somewhat	36.11%	13
Very Much	58.33%	21
Do Not Know	2.78%	1
TOTAL		36

Q13 Exhibit tolerance for the beliefs and practices of those different than you

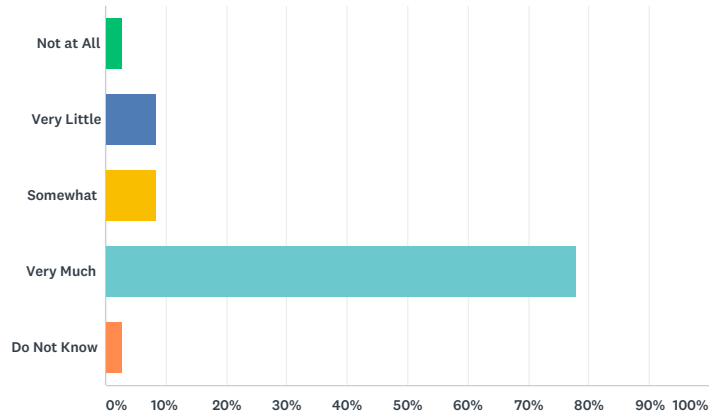
Answered: 36 Skipped: 8



ANSWER CHOICES	RESPONSES	
Not at All	0.00%	0
Very Little	8.33%	3
Somewhat	22.22%	8
Very Much	69.44%	25
Do Not Know	0.00%	0
TOTAL		36

Q14 Understand what it means to be a responsible citizen of a globally interconnected society

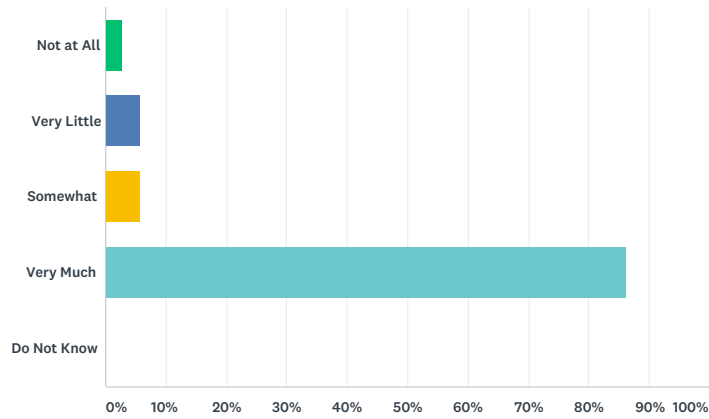
Answered: 36 Skipped: 8



ANSWER CHOICES	RESPONSES	
Not at All	2.78%	1
Very Little	8.33%	3
Somewhat	8.33%	3
Very Much	77.78%	28
Do Not Know	2.78%	1
TOTAL		36

Q15 Accurately identify a problem or an issue

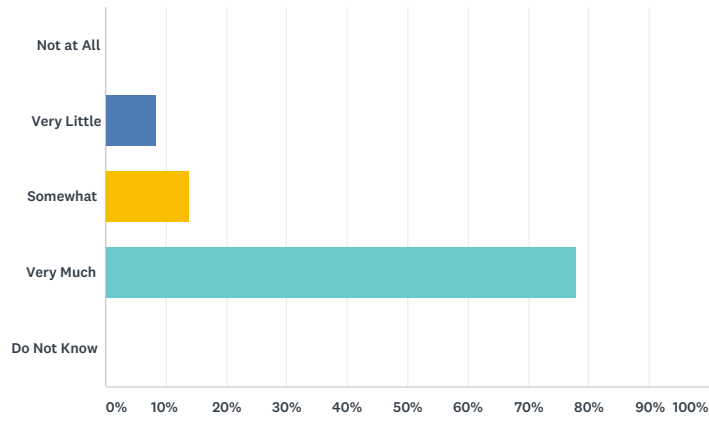
Answered: 36 Skipped: 8



ANSWER CHOICES	RESPONSES	
Not at All	2.78%	1
Very Little	5.56%	2
Somewhat	5.56%	2
Very Much	86.11%	31
Do Not Know	0.00%	0
TOTAL		36

Q16 Gather information to address a problem or an issue

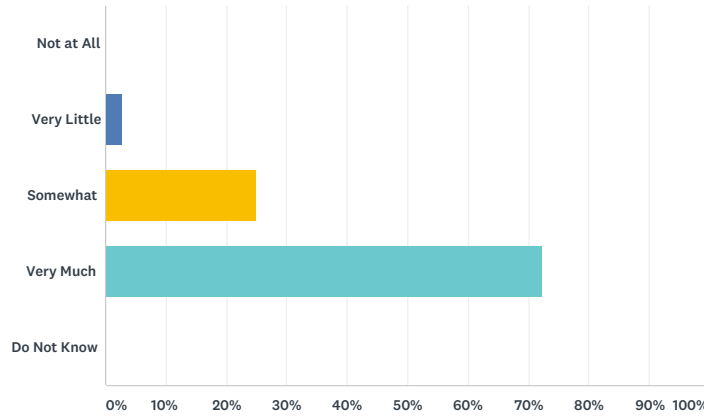
Answered: 36 Skipped: 8



ANSWER CHOICES	RESPONSES	
Not at All	0.00%	0
Very Little	8.33%	3
Somewhat	13.89%	5
Very Much	77.78%	28
Do Not Know	0.00%	0
TOTAL		36

Q17 Analyze information that has been gathered for addressing a problem or an issue

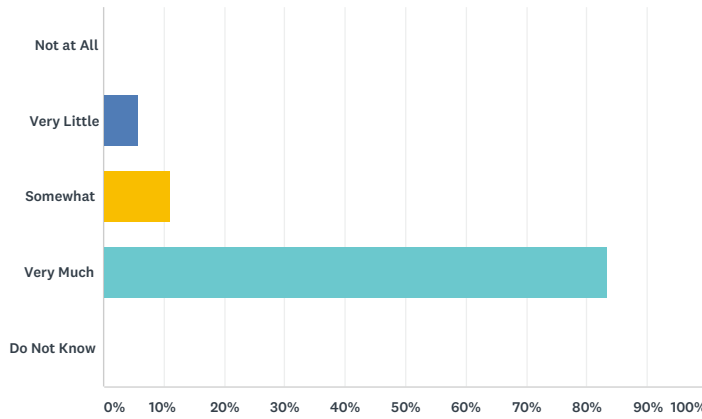
Answered: 36 Skipped: 8



ANSWER CHOICES	RESPONSES	
Not at All	0.00%	0
Very Little	2.78%	1
Somewhat	25.00%	9
Very Much	72.22%	26
Do Not Know	0.00%	0
TOTAL		36

Q18 Draw conclusions that are based on an analysis of the information

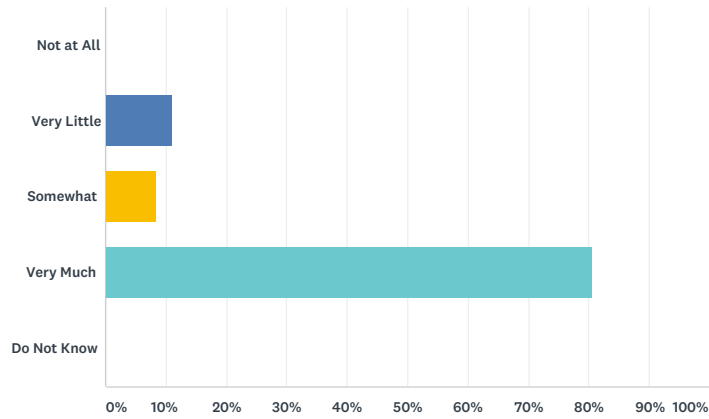
Answered: 36 Skipped: 8



ANSWER CHOICES	RESPONSES	
Not at All	0.00%	0
Very Little	5.56%	2
Somewhat	11.11%	4
Very Much	83.33%	30
Do Not Know	0.00%	0
TOTAL		36

Q19 Clearly communicate resulting conclusions

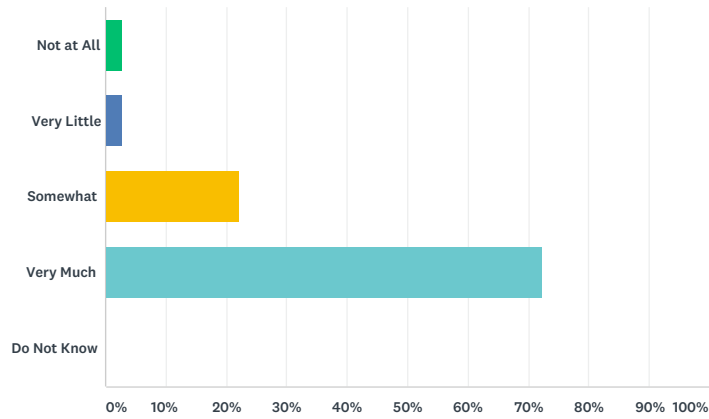
Answered: 36 Skipped: 8



ANSWER CHOICES	RESPONSES	
Not at All	0.00%	0
Very Little	11.11%	4
Somewhat	8.33%	3
Very Much	80.56%	29
Do Not Know	0.00%	0
TOTAL		36

Q20 Write effectively

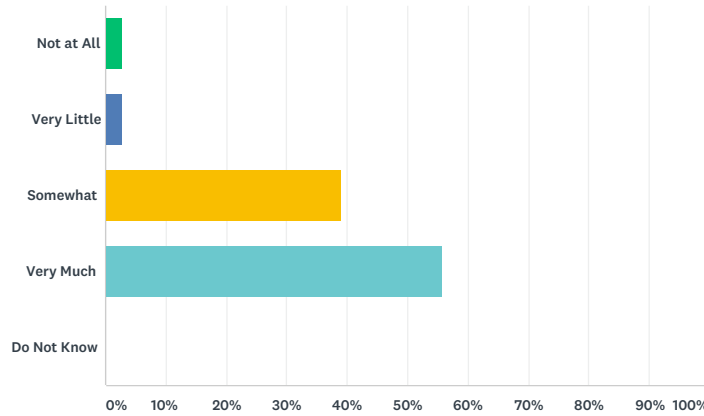
Answered: 36 Skipped: 8



ANSWER CHOICES	RESPONSES	
Not at All	2.78%	1
Very Little	2.78%	1
Somewhat	22.22%	8
Very Much	72.22%	26
Do Not Know	0.00%	0
TOTAL		36

Q21 Speak effectively (i.e., to large and small groups and making presentations)

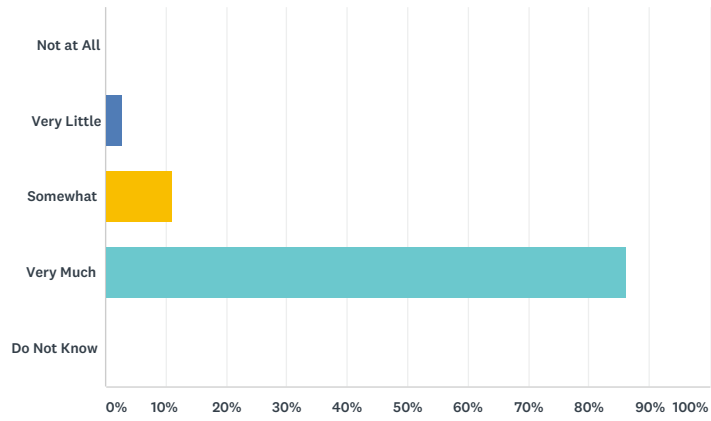
Answered: 36 Skipped: 8



ANSWER CHOICES	RESPONSES	
Not at All	2.78%	1
Very Little	2.78%	1
Somewhat	38.89%	14
Very Much	55.56%	20
Do Not Know	0.00%	0
TOTAL		36

Q22 Actively and openly listen to others

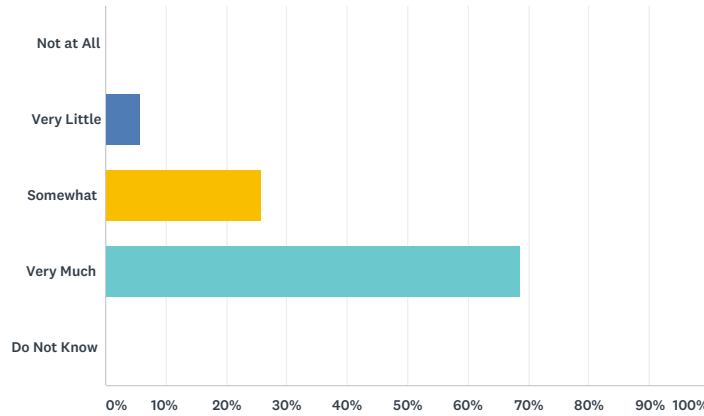
Answered: 36 Skipped: 8



ANSWER CHOICES	RESPONSES	
Not at All	0.00%	0
Very Little	2.78%	1
Somewhat	11.11%	4
Very Much	86.11%	31
Do Not Know	0.00%	0
TOTAL		36

Q23 Acquire relevant information through active reading comprehension and accurate application of concepts

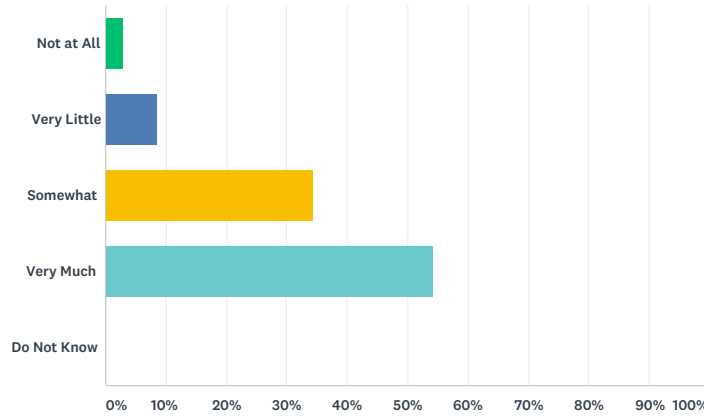
Answered: 35 Skipped: 9



ANSWER CHOICES	RESPONSES	
Not at All	0.00%	0
Very Little	5.71%	2
Somewhat	25.71%	9
Very Much	68.57%	24
Do Not Know	0.00%	0
TOTAL		35

Q24 Employ a variety of organizational strategies such as pre-writing or brainstorming to help to convey a clear message

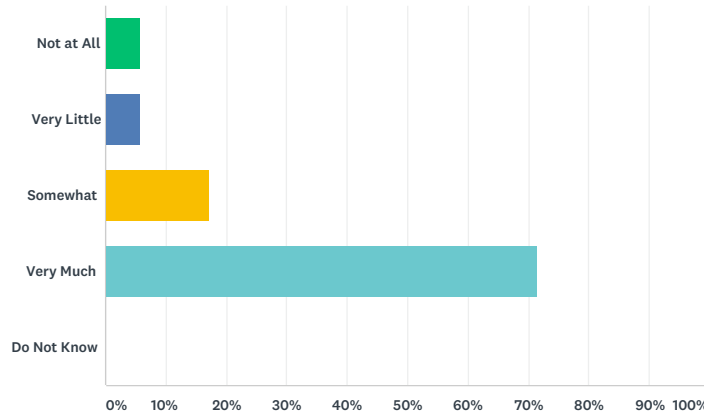
Answered: 35 Skipped: 9



ANSWER CHOICES	RESPONSES	
Not at All	2.86%	1
Very Little	8.57%	3
Somewhat	34.29%	12
Very Much	54.29%	19
Do Not Know	0.00%	0
TOTAL		35

Q25 Present organized information effectively using pertinent facts and clear languages

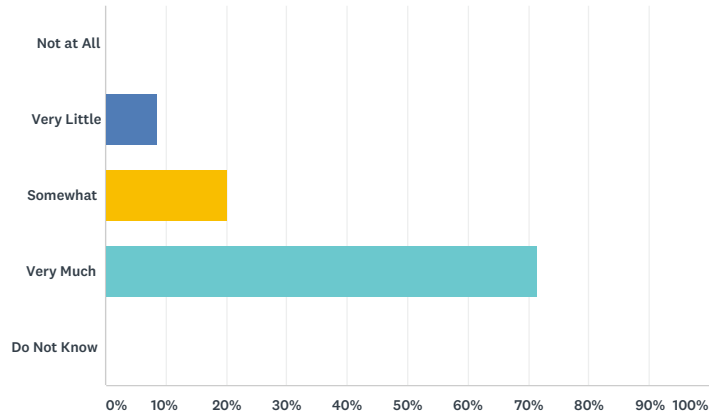
Answered: 35 Skipped: 9



ANSWER CHOICES	RESPONSES	
Not at All	5.71%	2
Very Little	5.71%	2
Somewhat	17.14%	6
Very Much	71.43%	25
Do Not Know	0.00%	0
TOTAL		35

Q26 Create and distribute information and knowledge effectively using multiple communication forms (i.e., text, video, graphics, etc.)

Answered: 35 Skipped: 9



ANSWER CHOICES	RESPONSES	
Not at All	0.00%	0
Very Little	8.57%	3
Somewhat	20.00%	7
Very Much	71.43%	25
Do Not Know	0.00%	0
TOTAL		35

Q27 Describe the quality of your relationships with ESU administrative personnel (e.g. non-faculty) and offices. For example, describe a memorable interaction with ESU staff or office. Please be specific in your comments.

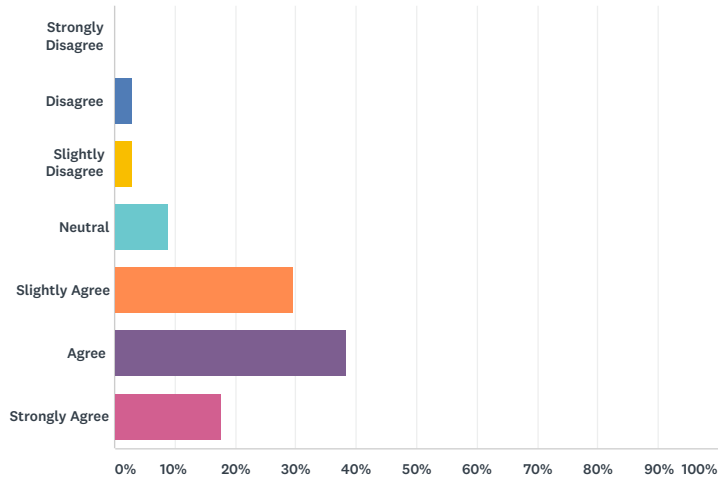
Answered: 28 Skipped: 16

Q28 The University and local community offer a variety of opportunities that make the ESU experience unique. What would you tell a new student to do before they graduate in order to have the best ESU experience possible?

Answered: 27 Skipped: 17

Q29 When faced with an ambiguous or complex issue, I am confident I have developed the skills while at ESU to evaluate the issue effectively.

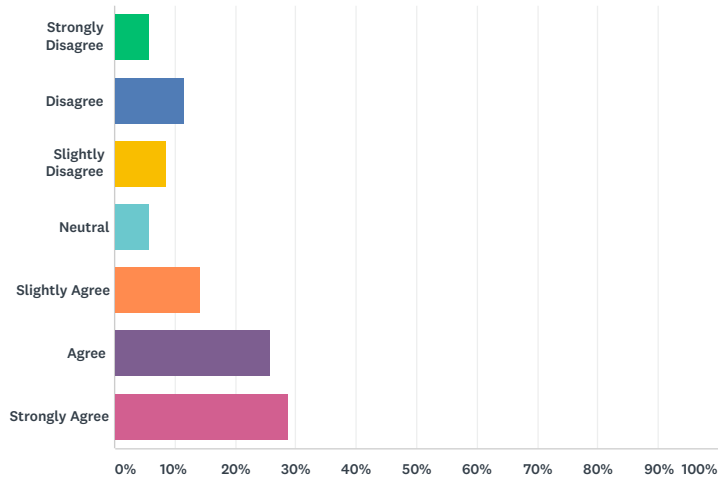
Answered: 34 Skipped: 10



ANSWER CHOICES	RESPONSES	
Strongly Disagree	0.00%	0
Disagree	2.94%	1
Slightly Disagree	2.94%	1
Neutral	8.82%	3
Slightly Agree	29.41%	10
Agree	38.24%	13
Strongly Agree	17.65%	6
TOTAL		34

Q30 The quality of academic advising I received at ESU was beneficial to me.

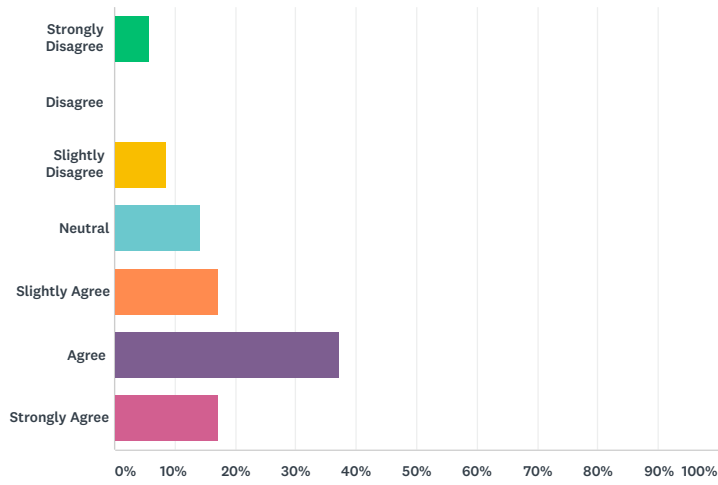
Answered: 35 Skipped: 9



ANSWER CHOICES	RESPONSES	
Strongly Disagree	5.71%	2
Disagree	11.43%	4
Slightly Disagree	8.57%	3
Neutral	5.71%	2
Slightly Agree	14.29%	5
Agree	25.71%	9
Strongly Agree	28.57%	10
TOTAL		35

Q31 I would recommend ESU to others.

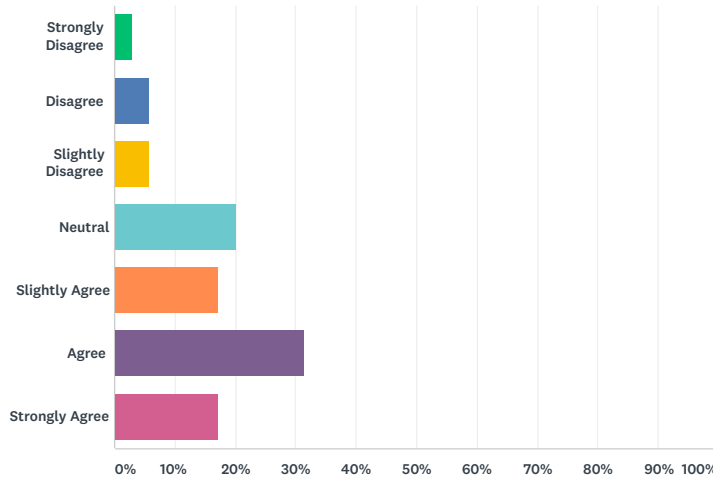
Answered: 35 Skipped: 9



ANSWER CHOICES	RESPONSES	
Strongly Disagree	5.71%	2
Disagree	0.00%	0
Slightly Disagree	8.57%	3
Neutral	14.29%	5
Slightly Agree	17.14%	6
Agree	37.14%	13
Strongly Agree	17.14%	6
TOTAL		35

Q32 I am competitive with graduates who have received similar degrees from other institutions.

Answered: 35 Skipped: 9

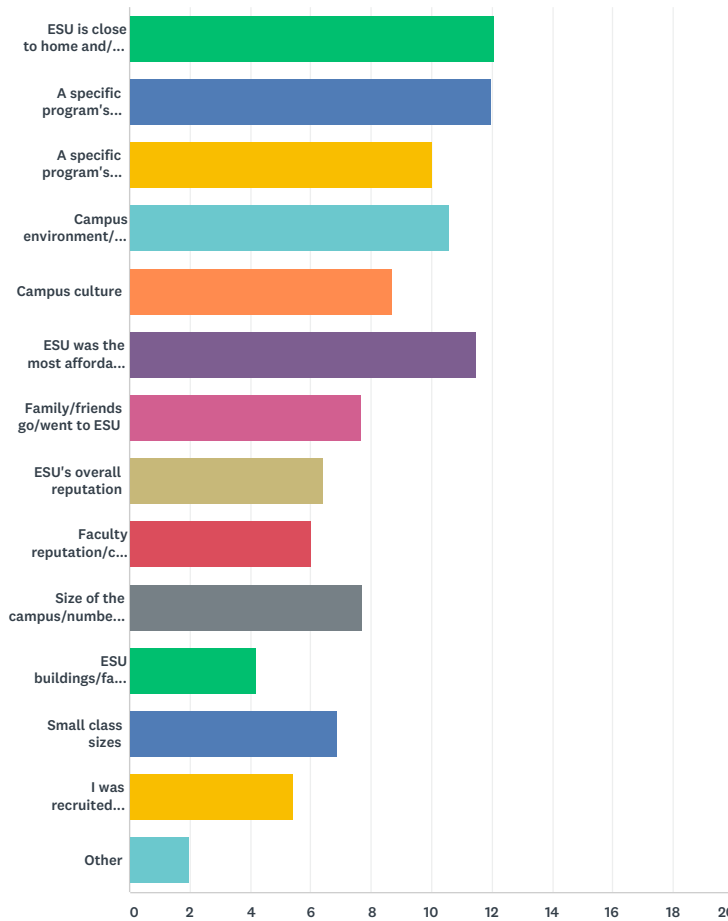


ANSWER CHOICES	RESPONSES	
Strongly Disagree	2.86%	1
Disagree	5.71%	2
Slightly Disagree	5.71%	2
Neutral	20.00%	7
Slightly Agree	17.14%	6
Agree	31.43%	11
Strongly Agree	17.14%	6
TOTAL		35

East Stroudsburg University Experience - Spring 2019

Q33 Why did you select ESU? (Please rate your top 3 reasons.)

Answered: 36 Skipped: 8



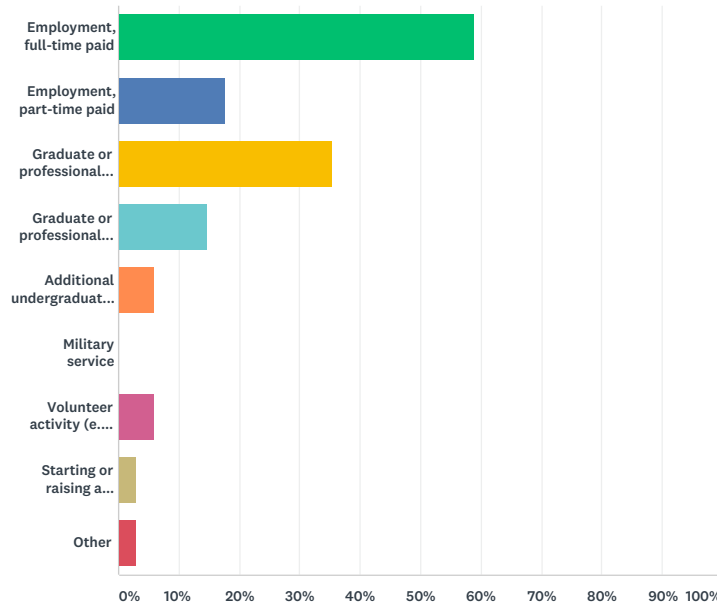
	1	2	3	4	5	6	7	8	9	10	11	12	13	14
ESU is close to home and/or work	33.33% 11	33.33% 11	12.12% 4	9.09% 3	0.00% 0	0.00% 0	3.03% 1	0.00% 0	3.03% 1	0.00% 0	0.00% 0	3.03% 1	3.03% 1	
A specific program's availability	15.38% 4	30.77% 8	34.62% 9	11.54% 3	0.00% 0	3.85% 1	0.00% 0	0.00% 0	0.00% 0	0.00% 0	0.00% 0	0.00% 0	0.00% 0	
A specific program's reputation	0.00% 0	13.64% 3	4.55% 1	22.73% 5	31.82% 7	4.55% 1	9.09% 2	9.09% 2	0.00% 0	4.55% 1	0.00% 0	0.00% 0	0.00% 0	
Campus environment/atmosphere	17.39% 4	8.70% 2	4.35% 1	30.43% 7	8.70% 2	13.04% 3	4.35% 1	4.35% 1	0.00% 0	8.70% 2	0.00% 0	0.00% 0	0.00% 0	
Campus culture	0.00% 0	4.17% 1	4.17% 1	0.00% 0	33.33% 8	25.00% 6	12.50% 3	8.33% 2	4.17% 1	0.00% 0	0.00% 0	8.33% 2	0.00% 0	
ESU was the most affordable option	25.00% 8	12.50% 4	28.13% 9	3.13% 1	3.13% 1	12.50% 4	9.38% 3	6.25% 2	0.00% 0	0.00% 0	0.00% 0	0.00% 0	0.00% 0	
Family/friends go/went to ESU	14.29% 4	3.57% 1	0.00% 0	3.57% 1	3.57% 1	10.71% 3	25.00% 7	7.14% 2	7.14% 2	0.00% 0	3.57% 1	7.14% 2	3.57% 1	
ESU's overall reputation	0.00% 0	0.00% 0	0.00% 0	4.17% 1	0.00% 0	0.00% 0	8.33% 2	37.50% 9	25.00% 6	16.67% 4	8.33% 2	0.00% 0	0.00% 0	
Faculty reputation/credentials	0.00% 0	0.00% 0	4.00% 1	4.00% 1	0.00% 0	0.00% 0	0.00% 0	12.00% 3	40.00% 10	28.00% 7	12.00% 3	0.00% 0	0.00% 0	
Size of the campus/number of students	3.57% 1	3.57% 1	10.71% 3	7.14% 2	14.29% 4	0.00% 0	7.14% 2	7.14% 2	3.57% 1	28.57% 8	7.14% 2	7.14% 2	0.00% 0	
ESU buildings/facilities/labs	0.00% 0	0.00% 0	0.00% 0	0.00% 0	0.00% 0	4.17% 1	0.00% 0	0.00% 0	8.33% 2	8.33% 2	58.33% 14	12.50% 3	8.33% 2	
Small class sizes	0.00% 0	7.69% 2	15.38% 4	0.00% 0	3.85% 1	15.38% 4	7.69% 2	3.85% 1	0.00% 0	0.00% 0	3.85% 1	38.46% 10	3.85% 1	
I was recruited for/wanted to be part of an athletic team	16.00% 4	8.00% 2	4.00% 1	0.00% 0	0.00% 0	0.00% 0	4.00% 1	0.00% 0	0.00% 0	0.00% 0	0.00% 0	4.00% 1	56.00% 14	
Other	0.00% 0	0.00% 0	4.00% 1	0.00% 0	0.00% 0	0.00% 0	0.00% 0	0.00% 0	4.00% 1	0.00% 0	4.00% 1	4.00% 1	12.00% 3	

Q34 Please list what you believe are 2-3 strengths of your ESU education.

Answered: 24 Skipped: 20

Q35 What is MOST LIKELY to be your PRINCIPAL activity upon graduation? (Select up to two below).

Answered: 34 Skipped: 10



ANSWER CHOICES	RESPONSES	
Employment, full-time paid	58.82%	20
Employment, part-time paid	17.65%	6
Graduate or professional school, full-time	35.29%	12
Graduate or professional school, part-time	14.71%	5
Additional undergraduate coursework	5.88%	2
Military service	0.00%	0
Volunteer activity (e.g., Peace Corps)	5.88%	2
Starting or raising a family	2.94%	1
Other	2.94%	1
Total Respondents: 34		

Q36 Please share an additional impressions or opinions you have regarding ESU.

Answered: 16 Skipped: 28

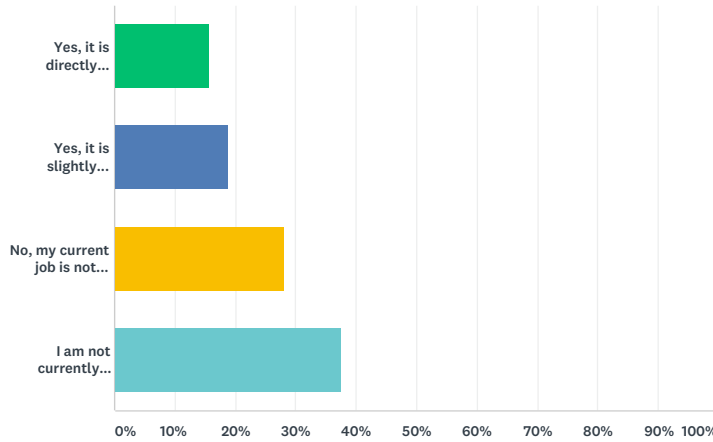
Q37 Please describe your post-graduation employment situation.

Answered: 11 Skipped: 33

ANSWER CHOICES	RESPONSES	
Organization:	100.00%	11
Job Title:	81.82%	9
Salary:	54.55%	6
How long have you held the position?	81.82%	9

Q38 Would you say your current job is related to the primary major you indicated previously?

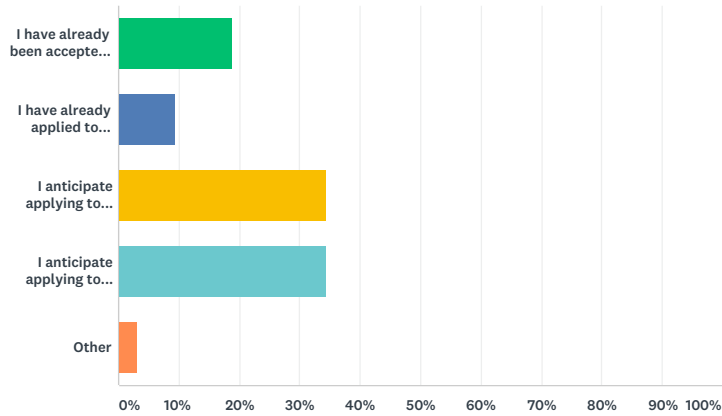
Answered: 32 Skipped: 12



ANSWER CHOICES	RESPONSES
Yes, it is directly related to my major	15.63% 5
Yes, it is slightly related to my major	18.75% 6
No, my current job is not related to my major	28.13% 9
I am not currently employed	37.50% 12
TOTAL	32

Q39 Please select the statement that best matches your plans to further your education:

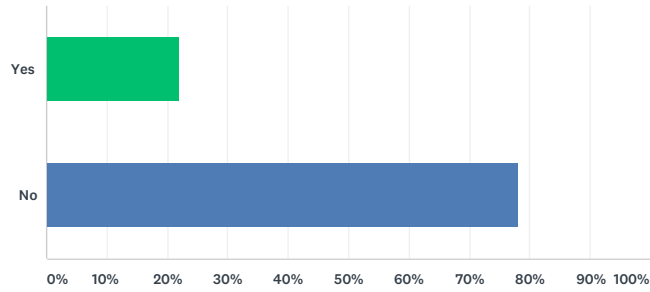
Answered: 32 Skipped: 12



ANSWER CHOICES	RESPONSES	
I have already been accepted into graduate or professional school.	18.75%	6
I have already applied to graduate or professional school, though I have not yet been accepted.	9.38%	3
I anticipate applying to graduate or professional school within the next year.	34.38%	11
I anticipate applying to graduate or professional school within the next five years.	34.38%	11
Other	3.13%	1
TOTAL		32

Q40 Have you used the ESU Career Development Center as a resource for your career or graduate school planning and/or preparation?

Answered: 32 Skipped: 12



ANSWER CHOICES	RESPONSES	
Yes	21.88%	7
No	78.13%	25
TOTAL		32

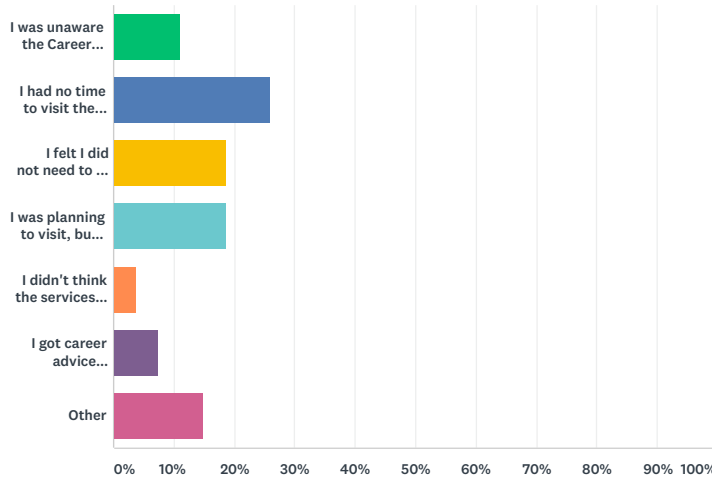
Q41 Please choose from among the following options that apply to you, and describe your experience(s) with the Career Development Center

Answered: 8 Skipped: 36

ANSWER CHOICES	RESPONSES	
My overall experiences with the Career Development Center were positive. Here is an example of my experiences	75.00%	6
My overall experiences with the Career Development Center were negative. Here is an example of my experiences:	12.50%	1
My overall experiences with the Career Development Center were neither positive nor negative. Here is an example of my experiences:	25.00%	2

Q42 Why did you choose NOT to use the Career Development Center?

Answered: 27 Skipped: 17



ANSWER CHOICES	RESPONSES	
I was unaware the Career Development Center existed	11.11%	3
I had no time to visit the Career Development Center	25.93%	7
I felt I did not need to use the Career Development Center	18.52%	5
I was planning to visit, but I never got around to it	18.52%	5
I didn't think the services they offered would be helpful	3.70%	1
I got career advice elsewhere, such as from a major professor	7.41%	2
Other	14.81%	4
TOTAL		27

Q43 Please provide up to 3 suggestions to improve ESU's Career Development Center.

Answered: 8 Skipped: 36

ANSWER CHOICES	RESPONSES	
Suggestion 1	100.00%	8
Suggestion 2	62.50%	5
Suggestion 3	37.50%	3