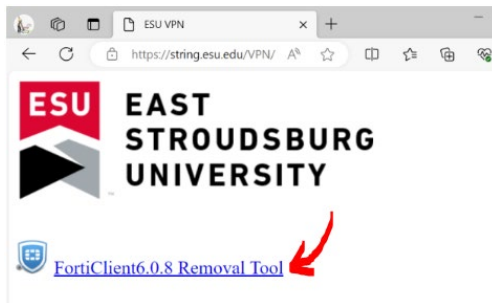
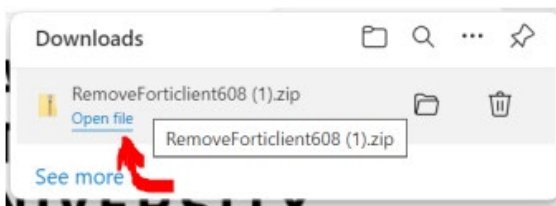


Instructions on how to remove the older version of FortiClient (6.0.8)

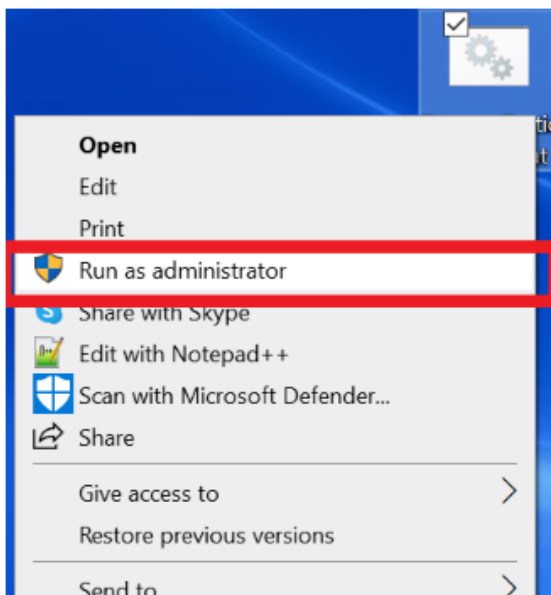
1. Visit <https://string.esu.edu/VPN> with your Edge browser
2. Click the "FortiClient6.0.8 Removal Tool" link



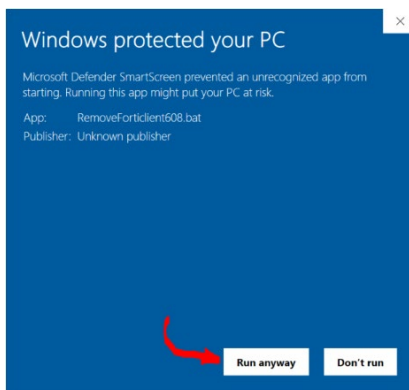
3. Click "Open file"



4. Drag-and-Drop the file to your Desktop
5. Right-Click "RemoveForticlient608.bat" and select "Run as Administrator"



6. Select "More info" and click "Run anyway"



7. Your Forticlient version 6.0.8 is now uninstalled.