

Graduating Senior Survey - Fall 2016

Description:

Date Created: 10/27/2016 9:00:51 AM

Date Range: 10/30/2016 12:00:00 AM - 1/13/2017 11:59:00 PM

Total Respondents: 57

Q2. Do you intend to graduate in December 2016?

Count	Percent		
56	98.25%		Yes
1	1.75%		No
57	Respondents		

Q3. What is your PRIMARY major?

Count	Percent		
0	0.00%	<input type="text"/>	Art - Fine Arts
1	1.82%	<input type="text"/>	Art and Design
1	1.82%	<input type="text"/>	Athletic Training
2	3.64%	<input type="text"/>	Biology - all concentrations except education
0	0.00%	<input type="text"/>	Biology - Secondary Education
1	1.82%	<input type="text"/>	Biochemistry
0	0.00%	<input type="text"/>	Biotechnology
3	5.45%	<input type="text"/>	Business Management
0	0.00%	<input type="text"/>	Chemistry
0	0.00%	<input type="text"/>	Chemistry - Secondary Education
0	0.00%	<input type="text"/>	Chemical Biotechnology
2	3.64%	<input type="text"/>	Communication Studies
0	0.00%	<input type="text"/>	Computer Science
0	0.00%	<input type="text"/>	Computer Security
6	10.91%	<input type="text"/>	Criminal Justice
0	0.00%	<input type="text"/>	Digital Media Technologies
0	0.00%	<input type="text"/>	Early Childhood Education
0	0.00%	<input type="text"/>	Early Childhood/Elementary Education
1	1.82%	<input type="text"/>	Early Childhood Professional Program
0	0.00%	<input type="text"/>	Early Childhood Education (PreK-4)
0	0.00%	<input type="text"/>	Earth and Space Science
0	0.00%	<input type="text"/>	Earth and Space Science - Secondary Education
0	0.00%	<input type="text"/>	Economics
0	0.00%	<input type="text"/>	Elementary Education
0	0.00%	<input type="text"/>	Elementary Education/Special Education
0	0.00%	<input type="text"/>	English
0	0.00%	<input type="text"/>	English - Secondary Education
1	1.82%	<input type="text"/>	Environmental Studies
3	5.45%	<input type="text"/>	Exercise Science
0	0.00%	<input type="text"/>	French
0	0.00%	<input type="text"/>	French - Secondary Education
0	0.00%	<input type="text"/>	General Science - Secondary Education
1	1.82%	<input type="text"/>	Health Education
1	1.82%	<input type="text"/>	History
1	1.82%	<input type="text"/>	Hotel, Restaurant, and Tourism Management
1	1.82%	<input type="text"/>	Interdisciplinary Studies
2	3.64%	<input type="text"/>	Marine Science
0	0.00%	<input type="text"/>	Mathematics
0	0.00%	<input type="text"/>	Mathematics - Secondary Education
0	0.00%	<input type="text"/>	Medical Technology
1	1.82%	<input type="text"/>	Middle Level Education
0	0.00%	<input type="text"/>	Music - Fine Arts
		<input type="text"/>	

0	0.00%		Nursing
1	1.82%		Philosophy
1	1.82%		Physical Education Teacher Education
0	0.00%		Physics
0	0.00%		Physics - Secondary Education
0	0.00%		Political Science - includes Pre-Law
9	16.36%		Psychology
2	3.64%		Public Health
0	0.00%		Recreation Services Management
5	9.09%		Rehabilitative and Human Services
0	0.00%		Social Studies
4	7.27%		Social Work
1	1.82%		Sociology
1	1.82%		Spanish
0	0.00%		Spanish - Secondary Education
0	0.00%		Special Education
1	1.82%		Special Education PK-4 and Early Childhood
0	0.00%		Special Education PK-8 and Middle Level
0	0.00%		Speech Language Pathology
2	3.64%		Sport Management
0	0.00%		Theatre
55 Respondents			

Q4. Please tell us if you participated in any of the following activities while you were a student at ESU. (Check all that apply.)				
Count	Respondent %	Response %		
19	34.55%	17.43%		I was part of learning community or some other formal program where groups of students take two or more classes together.
16	29.09%	14.68%		I took a course or courses that included a community-based project (service learning).
9	16.36%	8.26%		I worked with a faculty member on a research project.
41	74.55%	37.61%		I took part in an internship, co-op, field experience, student teaching, or clinical placement.
2	3.64%	1.83%		I studied abroad in another country.
14	25.45%	12.84%		I had a culminating senior experience such as a capstone course, senior project or thesis, comprehensive exam, or portfolio.
8	14.55%	7.34%		I did not participate in any of these activities during my time at ESU.
55 Respondents				
109 Responses				

Q5. Please take a few moments to rate how well you agree or disagree with the following statements. - My ESU education allows me to be competitive with new graduates from other universities.

Count	Percent		
2	3.70%		Strongly Disagree
3	5.56%		Disagree
2	3.70%		Slightly Disagree
7	12.96%		Neutral
9	16.67%		Slightly Agree
20	37.04%		Agree
11	20.37%		Strongly Agree
54	Respondents		

Q6. Please take a few moments to rate how well you agree or disagree with the following statements. - During my ESU education, I have learned how to assess the credibility of information about a specific issue.

Count	Percent		
1	1.85%		Strongly Disagree
4	7.41%		Disagree
2	3.70%		Slightly Disagree
4	7.41%		Neutral
6	11.11%		Slightly Agree
22	40.74%		Agree
15	27.78%		Strongly Agree
54	Respondents		

Q7. Please take a few moments to rate how well you agree or disagree with the following statements. - At ESU, students respect other students belonging to different racial and ethnic groups than their own.

Count	Percent		
2	3.77%		Strongly Disagree
3	5.66%		Disagree
2	3.77%		Slightly Disagree
1	1.89%		Neutral
6	11.32%		Slightly Agree
20	37.74%		Agree
19	35.85%		Strongly Agree
53	Respondents		

Q8. Please take a few moments to rate how well you agree or disagree with the following statements. - My primary academic advisor supported my academic development.

Count	Percent		
2	3.92%		Strongly Disagree
5	9.80%		Disagree
4	7.84%		Slightly Disagree
3	5.88%		Neutral
5	9.80%		Slightly Agree
14	27.45%		Agree
18	35.29%		Strongly Agree
51	Respondents		

Q9. Please take a few moments to rate how well you agree or disagree with the following statements. - My intellectual development at ESU was positively enriched through my experiences outside the classroom (e.g. clubs, sports, dorm life, on-campus job, volunteering, etc.).

Count	Percent		
2	3.85%		Strongly Disagree
2	3.85%		Disagree
3	5.77%		Slightly Disagree
12	23.08%		Neutral
7	13.46%		Slightly Agree
16	30.77%		Agree
10	19.23%		Strongly Agree
52	Respondents		

Q10. Please take a few moments to rate how well you agree or disagree with the following statements. - Student diversity is welcomed at ESU.

Count	Percent		
1	1.85%		Strongly Disagree
4	7.41%		Disagree
0	0.00%		Slightly Disagree
2	3.70%		Neutral
2	3.70%		Slightly Agree
21	38.89%		Agree
24	44.44%		Strongly Agree
54	Respondents		

Q11. Please take a few moments to rate how well you agree or disagree with the following statements. - If I had to do it again, I would choose ESU for my undergraduate education.

Count	Percent		
8	14.81%		Strongly Disagree
1	1.85%		Disagree
6	11.11%		Slightly Disagree
6	11.11%		Neutral
4	7.41%		Slightly Agree
14	25.93%		Agree
15	27.78%		Strongly Agree
54	Respondents		

Q12. Please take a few moments to rate how well you agree or disagree with the following statements. - Thanks to my experiences at ESU, I am better able to analyze complex issues.

Count	Percent		
4	7.41%		Strongly Disagree
3	5.56%		Disagree
2	3.70%		Slightly Disagree
5	9.26%		Neutral
7	12.96%		Slightly Agree
19	35.19%		Agree
14	25.93%		Strongly Agree
54	Respondents		

Q13. Please take a few moments to rate how well you agree or disagree with the following statements. - Attending ESU was a good decision for me.

Count	Percent		
4	7.55%		Strongly Disagree
4	7.55%		Disagree
0	0.00%		Slightly Disagree
3	5.66%		Neutral
7	13.21%		Slightly Agree
19	35.85%		Agree
16	30.19%		Strongly Agree
53 Respondents			

Q14. Please take a few moments to rate how well you agree or disagree with the following statements. - My primary academic advisor at ESU guided my progress toward obtaining my degree in a timely way.

Count	Percent		
4	7.41%		Strongly Disagree
6	11.11%		Disagree
2	3.70%		Slightly Disagree
7	12.96%		Neutral
3	5.56%		Slightly Agree
11	20.37%		Agree
21	38.89%		Strongly Agree
54 Respondents			

Q15. Please take a few moments to rate how well you agree or disagree with the following statements. - Diversity is valued at ESU.

Count	Percent		
3	5.56%		Strongly Disagree
2	3.70%		Disagree
1	1.85%		Slightly Disagree
3	5.56%		Neutral
4	7.41%		Slightly Agree
20	37.04%		Agree
21	38.89%		Strongly Agree
54 Respondents			

Q16. Please take a few moments to rate how well you agree or disagree with the following statements. - My ESU experiences outside of the classroom (e.g. clubs, sports, dorm life, on-campus job, volunteering, etc.) have contributed to my personal development in a positive way.

Count	Percent		
4	7.41%		Strongly Disagree
2	3.70%		Disagree
2	3.70%		Slightly Disagree
5	9.26%		Neutral
8	14.81%		Slightly Agree
12	22.22%		Agree
21	38.89%		Strongly Agree
54 Respondents			

Q17. Please take a few moments to rate how well you agree or disagree with the following statements. - My experiencs while at ESU enhanced my ability to think creatively.

Count	Percent		
3	5.56%		Strongly Disagree
5	9.26%		Disagree
0	0.00%		Slightly Disagree
5	9.26%		Neutral
5	9.26%		Slightly Agree
19	35.19%		Agree
17	31.48%		Strongly Agree
54	Respondents		

Q18. What additional support or services do you think ESU should provide to help students succeed academically?


Count	Percent		
40	100.00%		
Count	Percent		
1	2.50%		Accessibility for advisor to meet with students especially commuters
1	2.50%		Accounting as a major instead of concentration.
1	2.50%		Advisers who are more participatory in your academic plan.
1	2.50%		Advisers who pay more attention to their students and try to connect with them on a personal level
1	2.50%		Be more involved via email, check up on students' progress.
1	2.50%		Better advising for middle level education.
1	2.50%		encourage adult community by tours clubs and family w kids type activities
1	2.50%		ESU has enough support and services
1	2.50%		ESU should incorporate more tutoring hours for students who work or have internships It is hard to find a tutor when one has a busy school schedule
1	2.50%		higher standards in classes & admission. ESU appears to be lowering standards over the years to accommodate a less qualified freshman class
1	2.50%		I believe the school should have more social events that bring students together more. Like the students that are a little more shy than others.
1	2.50%		I think a lot of students don't utilize the services offered at ESU because they either don't know about it, or they don't want to go alone.
1	2.50%		I think ESU has good support/services to help students succeed academically.
1	2.50%		I think ESU provides all of the tools needed to be successful its up to the students at this point...Although i think some professors should go through a interviewing process to be an advisor.
1	2.50%		Mandatory career development seminar.
1	2.50%		Maybe provide more classes to be able to count as gen ed classes or get some kind of credit for them even if it is not your major. I changed my major 3 times and lost credit for certain classes because they didn't count for me. Maybe offer more "Intro" classes for majors and have them count as credits so students can feel out if they might actually really like a major or not.
1	2.50%		More for students that are non traditional
1	2.50%		More office hours.
1	2.50%		More opportunities for hands-on learning would be beneficial.
1	2.50%		More SI sessions should be implemented.
1	2.50%		More teachers teaching a single subject. More outreach from teachers for help.
1	2.50%		more technological equipment for the art and design students, so that they can keep up with current media.

1	2.50%		More times and with more tutors so students who live on campus as well as commute have more options.
1	2.50%	<input type="text"/>	more tutoring
1	2.50%	<input type="text"/>	More tutoring hours
1	2.50%	<input type="text"/>	n/a
1	2.50%	<input type="text"/>	N/a
3	7.50%	<input type="text"/>	none
1	2.50%	<input type="text"/>	None
1	2.50%	<input type="text"/>	nothing i can think of
1	2.50%	<input type="text"/>	nothing, everything is included
1	2.50%	<input type="text"/>	Offer more times for higher level classes through both spring and fall semesters.
1	2.50%	<input type="text"/>	There were a number of services that changed for my courses that actually took away support while I've been here- tutoring for individual classes, for one.
1	2.50%	<input type="text"/>	tutor for physical education classes
1	2.50%	<input type="text"/>	Tutors for every class
1	2.50%	<input type="text"/>	working accessible printers
1	2.50%	<input type="text"/>	Work-study opportunities
1	2.50%	<input type="text"/>	Writing Center

40 Respondents

Q19. What additional support or services do you think ESU should provide to help students cope with non-academic responsibilities (work, family, etc.)?

Count Percent

34 100.00% 

Count	Percent		
1	2.94%	<input type="text"/>	Along with counseling services, additional advisers would be great for such matters.
1	2.94%	<input type="text"/>	Better one on one with counselors.
1	2.94%	<input type="text"/>	Better parking.
1	2.94%	<input type="text"/>	Compassionate.
1	2.94%	<input type="text"/>	ESU does enough to provide help
1	2.94%	<input type="text"/>	have more family support days
1	2.94%	<input type="text"/>	I think ESU does very well with non-academic responsibilities
1	2.94%	<input type="text"/>	I think ESU has good supports/services to help students cope with non-academic responsibilities.
1	2.94%	<input type="text"/>	I think ESU should offer more on campus jobs.
1	2.94%	<input type="text"/>	Just working around their schedule.
1	2.94%	<input type="text"/>	Mentors
1	2.94%	<input type="text"/>	More activities with physical activities for stress and therapy for students with problems or just to talk to,
1	2.94%	<input type="text"/>	More classes at ESU satellite campuses
1	2.94%	<input type="text"/>	More counseling services.
1	2.94%	<input type="text"/>	More family days
1	2.94%	<input type="text"/>	more family oriented events
1	2.94%	<input type="text"/>	more healthy food education for students
1	2.94%	<input type="text"/>	more trips
1	2.94%	<input type="text"/>	n/a
1	2.94%	<input type="text"/>	na

5	14.71%		none
1	2.94%		None
1	2.94%		None that I can think of at the moment.
1	2.94%		none; services are sufficient
1	2.94%		nothing
1	2.94%		nothing i can think of
1	2.94%		Offer more times for the higher level classes. I found it incredibly difficult to balance work and scheduling my classes.
1	2.94%		offer some sort of advising to people who are experiencing issues outside of the campus.
1	2.94%		Professors with more empathy. I was shocked at how callous some of the psych professors were
1	2.94%		Therapy

34 Respondents

Q20. To what extent do you think your OVERALL college education contributed to your knowledge, skills, and personal development in each of the following areas related to Global Perspectives? - Understand local, state, national political institutions and processes

Count	Percent		
3	5.88%		Not at All
9	17.65%		Very Little
24	47.06%		Somewhat
13	25.49%		Very Much
2	3.92%		Do Not Know

51 Respondents

Q21. To what extent do you think your OVERALL college education contributed to your knowledge, skills, and personal development in each of the following areas related to Global Perspectives? - Understand local, state, national social institutions and processes

Count	Percent		
1	1.96%		Not at All
5	9.80%		Very Little
25	49.02%		Somewhat
19	37.25%		Very Much
1	1.96%		Do Not Know

51 Respondents

Q22. To what extent do you think your OVERALL college education contributed to your knowledge, skills, and personal development in each of the following areas related to Global Perspectives? - Participate in governmental, non-profit, or private organizations in ways to improve society

Count	Percent		
6	11.76%		Not at All
8	15.69%		Very Little
17	33.33%		Somewhat
19	37.25%		Very Much
1	1.96%		Do Not Know

51 Respondents

Q23. To what extent do you think your OVERALL college education contributed to your knowledge, skills, and personal development in each of the following areas related to Global Perspectives? - Understand international political and social institutions and processes

Count	Percent		
5	9.80%		Not at All
7	13.73%		Very Little
24	47.06%		Somewhat
12	23.53%		Very Much
3	5.88%		Do Not Know
51 Respondents			

Q24. To what extent do you think your OVERALL college education contributed to your knowledge, skills, and personal development in each of the following areas related to Global Perspectives? - Understand diverse views and perspectives

Count	Percent		
0	0.00%		Not at All
5	9.80%		Very Little
15	29.41%		Somewhat
30	58.82%		Very Much
1	1.96%		Do Not Know
51 Respondents			

Q25. To what extent do you think your OVERALL college education contributed to your knowledge, skills, and personal development in each of the following areas related to Global Perspectives? - Exhibit tolerance for the beliefs and practices of those different than you

Count	Percent		
2	3.92%		Not at All
3	5.88%		Very Little
15	29.41%		Somewhat
30	58.82%		Very Much
1	1.96%		Do Not Know
51 Respondents			

Q26. To what extent do you think your OVERALL college education contributed to your knowledge, skills, and personal development in each of the following areas related to Global Perspectives? - Understand what it means to be a responsible citizen of a globally interconnected society

Count	Percent		
1	1.96%		Not at All
7	13.73%		Very Little
14	27.45%		Somewhat
28	54.90%		Very Much
1	1.96%		Do Not Know
51 Respondents			

Q27. To what extent do you think your OVERALL college education contributed to your knowledge, skills, and personal development in each of the following areas related to Critical Thinking? - Accurately identify a problem or an issue

Count	Percent		
0	0.00%		Not at All
4	7.84%		Very Little
17	33.33%		Somewhat
30	58.82%		Very Much
0	0.00%		Do Not Know
51 Respondents			

Q28. To what extent do you think your OVERALL college education contributed to your knowledge, skills, and personal development in each of the following areas related to Critical Thinking? - Gather information to address a problem or an issue

Count	Percent		
1	1.96%		Not at All
2	3.92%		Very Little
16	31.37%		Somewhat
32	62.75%		Very Much
0	0.00%		Do Not Know
51 Respondents			

Q29. To what extent do you think your OVERALL college education contributed to your knowledge, skills, and personal development in each of the following areas related to Critical Thinking? - Analyze information that has been gathered for addressing a problem or an issue

Count	Percent		
1	1.96%		Not at All
2	3.92%		Very Little
14	27.45%		Somewhat
33	64.71%		Very Much
1	1.96%		Do Not Know
51 Respondents			

Q30. To what extent do you think your OVERALL college education contributed to your knowledge, skills, and personal development in each of the following areas related to Critical Thinking? - Draw conclusions that are based on an analysis of the information

Count	Percent		
0	0.00%		Not at All
1	1.96%		Very Little
15	29.41%		Somewhat
35	68.63%		Very Much
0	0.00%		Do Not Know
51 Respondents			

Q31. To what extent do you think your OVERALL college education contributed to your knowledge, skills, and personal development in each of the following areas related to Critical Thinking? - Clearly communicate resulting conclusions

Count	Percent		
1	1.96%		Not at All
2	3.92%		Very Little
15	29.41%		Somewhat
33	64.71%		Very Much
0	0.00%		Do Not Know
51 Respondents			

Q32. To what extent do you think your OVERALL college education contributed to your knowledge, skills, and personal development in each of the following areas related to Communication? - Write effectively

Count	Percent		
1	1.96%		Not at All
4	7.84%		Very Little
15	29.41%		Somewhat
31	60.78%		Very Much
0	0.00%		Do Not Know
51 Respondents			

Q33. To what extent do you think your OVERALL college education contributed to your knowledge, skills, and personal development in each of the following areas related to Communication? - Speak effectively (i.e., to large and small groups and making presentations)

Count	Percent		
1	1.96%		Not at All
4	7.84%		Very Little
10	19.61%		Somewhat
36	70.59%		Very Much
0	0.00%		Do Not Know
51 Respondents			

Q34. To what extent do you think your OVERALL college education contributed to your knowledge, skills, and personal development in each of the following areas related to Communication? - Actively and openly listen to others

Count	Percent		
2	3.92%		Not at All
2	3.92%		Very Little
8	15.69%		Somewhat
38	74.51%		Very Much
1	1.96%		Do Not Know
51 Respondents			

Q35. To what extent do you think your OVERALL college education contributed to your knowledge, skills, and personal development in each of the following areas related to Communication? - Acquire relevant information through active reading comprehension and accurate application of concepts

Count	Percent		
1	1.96%		Not at All
3	5.88%		Very Little
13	25.49%		Somewhat
34	66.67%		Very Much
0	0.00%		Do Not Know
51 Respondents			

Q36. To what extent do you think your OVERALL college education contributed to your knowledge, skills, and personal development in each of the following areas related to Communication? - Employ a variety of organizational strategies such as pre-writing or brainstorming to help to convey a clear message

Count	Percent		
1	1.96%		Not at All
7	13.73%		Very Little
8	15.69%		Somewhat
34	66.67%		Very Much
1	1.96%		Do Not Know
51 Respondents			

Q37. To what extent do you think your OVERALL college education contributed to your knowledge, skills, and personal development in each of the following areas related to Communication? - Present organized information effectively using pertinent facts and clear language

Count	Percent		
1	1.96%		Not at All
3	5.88%		Very Little
17	33.33%		Somewhat
30	58.82%		Very Much
0	0.00%		Do Not Know
51 Respondents			

Q38. To what extent do you think your OVERALL college education contributed to your knowledge, skills, and personal development in each of the following areas related to Communication? - Create and distribute information and knowledge effectively using multiple communication forms (i.e., text, video, graphics, etc.)

Count	Percent		
3	5.88%		Not at All
5	9.80%		Very Little
12	23.53%		Somewhat
31	60.78%		Very Much
0	0.00%		Do Not Know
51 Respondents			

Q39. Describe the quality of your relationships with ESU administrative personnel (e.g. non-faculty) and offices. For example, describe a memorable interaction with ESU staff or office. Please be specific in your comments.

Count	Percent														
38	100.00%														
<table border="1"> <thead> <tr> <th>Count</th> <th>Percent</th> <th></th> <th></th> </tr> </thead> <tbody> <tr> <td>1</td> <td>2.63%</td> <td></td> <td>a woman in transfers was very friendly and helpful in getting mycredits applied and explaining what i can do to gaurntee anything else i took would transfer</td> </tr> <tr> <td></td> <td></td> <td></td> <td></td> </tr> </tbody> </table>				Count	Percent			1	2.63%		a woman in transfers was very friendly and helpful in getting mycredits applied and explaining what i can do to gaurntee anything else i took would transfer				
Count	Percent														
1	2.63%		a woman in transfers was very friendly and helpful in getting mycredits applied and explaining what i can do to gaurntee anything else i took would transfer												


1	2.63%		Accessibility with faculty is extremely difficult and miscommunication
1	2.63%		Amazing experience with the athletic trainers and coaches along with Dr.Whidden
1	2.63%		every interaction i've had with administration has been negative
1	2.63%		For the most part, the administration is very good here at ESU. Every time I call student enrollment or housing my concerns are addressed effectively.
1	2.63%		Frequently visited my advisor and professors to gain help.
1	2.63%		Good Relationship
1	2.63%		homecoming tailgate with teachers
1	2.63%		I always tell my advisor, Dr. Jennifer White of Biology, about my experiences in the emergency department at Pocono Medical Center. We have had a good connection throughout my 4 years of undergraduate school and she has helped me through these 4 years of stress.
1	2.63%		I am a staff member at ESU and I value the members of the ESU community
1	2.63%		I currently work in the Professional and Secondary Education Department and I've been working there since January 2015. I also worked there over the Summers of 2015 and 2016. I've had many memorable interactions in this office. I've had the most memories with Darleen Mostellar and Patricia Smeaton. Both of these ladies have helped me in numerous situations.
1	2.63%		I had a very good connection with my professors up in the fine arts building. I not only received a great quality of education from them which helped me to receive internships outside of campus, but also I was able to come to them when ever I needed answers to any questions I had. My most memorable experience was working with Professors David Mazure and Farris-Labar at the New Mind Design Agency in the Innovation center.
1	2.63%		I have had great memorable interactions with all ESU administrators.
1	2.63%		I love my professors and all doctors that are here; very knowledgeable and helpful.
1	2.63%		I loved being an RA. I was pretty close with all of the faculty members I worked with. Working with Pat was one of my favorite experiences here at ESU
1	2.63%		I mostly interacted with the registrar or financial aid offices, and that was always a negative experience.
1	2.63%		I remember thinking I wasn't going to graduate my last year of college because I was about to have a baby. My advisor Dr. Kraybill-Greggo went above and beyond to make sure I got through my situation. For example, helping me obtain online classes and working around my busy schedule. He was very understanding.
1	2.63%		I was originally miserable with my first major here at ESU but the sociology department really helped me grow into a better individual. I accredit this largely to Dr. Cutler for never failing to believe in me when I couldn't believe in myself
1	2.63%		I was provided significant help towards student teaching and ultimately graduation by a non-advisor/supervisor in the education department.
1	2.63%		Little interaction with staff
1	2.63%		n/a
1	2.63%		N/A
1	2.63%		No experience
1	2.63%		Preparation for graduation, the office was very helpful in directing me to what I needed to do.
1	2.63%		Provost Bruno and President Welsh arranged for us to have special pictures and gave me extra tickets due to my current illness.
1	2.63%		Some were bad and some were good.
1	2.63%		The department of Exercise Science was very understanding and helpful with all my questions and issues.
1	2.63%		The professors in my major, Social Work, have left an impression on me. They care about their students and they also give advice that is relevant to the profession because they are also still in the field.
1	2.63%		The staff here at ESU in the education department really gave me the help I needed especially when I was going through changes within my major.
1	2.63%		There is a woman in the Union food court on campus who is always so friendly and helpful. Barbara is her name I think, and she deserves a raise for going so far above and beyond the expectations of her career.

1	2.63%	<input type="text"/>	There is NONE.
1	2.63%	<input type="text"/>	Very good because working in the Enrollment Center
1	2.63%	<input type="text"/>	Very helpful
1	2.63%	<input type="text"/>	very high quality
1	2.63%	<input type="text"/>	Very poor Enrollment Services staff; rude and ignorant.
1	2.63%	<input type="text"/>	With my professors and adviser's i have been able to ask them questions dealing with my future towards my career goal.
1	2.63%	<input type="text"/>	wonderful. i have been so pleased with the help Prov. Bruno that i needed for my friend
1	2.63%	<input type="text"/>	Zimbar services were always kind and effective.

38 Respondents

Q40. The University and local community offer a variety of opportunities that make that ESU experience unique. What would you tell a new student to do before they graduate in order to have the best ESU experience possible?

Count Percent

40 100.00% 

Count Percent

1	2.50%	<input type="text"/>	always say yes to new things
1	2.50%	<input type="text"/>	Do as much as you can in 4 years, do not just stick to one think. I am in a NCAA sport, in a sorority, and 3 clubs for my majors and minor. It really helps you expand your social and networking circle and you never know who youll need in the future.
1	2.50%	<input type="text"/>	Documentation is key!
1	2.50%	<input type="text"/>	Don't sit in your room all day
1	2.50%	<input type="text"/>	dont hesitate to seek advice from your profs during office hours
1	2.50%	<input type="text"/>	Enjoy your time as a student - art - theater - lectures
1	2.50%	<input type="text"/>	Explore the community and nature as often as possible to feel the full effect of the university.
1	2.50%	<input type="text"/>	form good relations with professors, they are lifetime friends and always willing to help with anything.
1	2.50%	<input type="text"/>	Get involved
1	2.50%	<input type="text"/>	Get involved !
1	2.50%	<input type="text"/>	Get involved and don't be afraid to put yourself out there
1	2.50%	<input type="text"/>	Get involved in clubs and student activities as much as possible! Being active on campus gives you an even greater education, being able to interact with colleagues and professors outside of the normal classroom.
1	2.50%	<input type="text"/>	Get involved with groups or activities on campus.
1	2.50%	<input type="text"/>	Get involved! Be open to new challenges and experiences.
1	2.50%	<input type="text"/>	Go to the bars as much as possible
1	2.50%	<input type="text"/>	I would tell a new student to get involved on campus! There are a variety of special groups and organizations at ESU. ESU is like a big family once you join and become involved in these groups.
1	2.50%	<input type="text"/>	I would tell a new students to get involved in many diverse clubs.
1	2.50%	<input type="text"/>	I would tell them to get involved in extracurriculars and to take advantage of the services. Join clubs, go to the gym, go to the career center, visit the health center! We as students pay for these services and we should use them since they are beneficial to us.
1	2.50%	<input type="text"/>	I would tell them what Stony Acres offers to ESU students so that they can benefit from their fun and eye opening experiences.
1	2.50%	<input type="text"/>	I'm a commuter, and wasn't able to participate in any evening activities- take advantage of the ones in the afternoon, and utilize what tutoring help, etc that you can
1	2.50%	<input type="text"/>	join a club
1	2.50%	<input type="text"/>	Join a club!! College can feel very lonely if you are not a part of something bigger than yourself
1	2.50%	<input type="text"/>	Join clubs

1	2.50%	<input type="checkbox"/>	Join clubs that interest you
1	2.50%	<input type="checkbox"/>	Join Clubs!
1	2.50%	<input type="checkbox"/>	Join clubs, do community service with your club, and be active in school activities.
1	2.50%	<input type="checkbox"/>	Live in a traditional dorm before living in the suites or the ridge
1	2.50%	<input type="checkbox"/>	live in the dorms atleast one year
1	2.50%	<input type="checkbox"/>	make sure that they are involved in extracurricular activities
2	5.00%	<input type="checkbox"/>	n/a
1	2.50%	<input type="checkbox"/>	No one is going to make you use the available resources. You have to do that yourself.
1	2.50%	<input type="checkbox"/>	Participate in as many things as possible and be an active student.
1	2.50%	<input type="checkbox"/>	Stay home and study.
1	2.50%	<input type="checkbox"/>	Take part in everything and just introduce yourself to people. It doesn't matter if they don't put forth the same effort. You did what you could do and that's how I made some of my closest friends.
1	2.50%	<input type="checkbox"/>	To enrich yourself with courses that you have never taken, take internships and take the chance to take yourself out into the world.
1	2.50%	<input type="checkbox"/>	to take advantage of extracurriculars and put best effort into classes
1	2.50%	<input type="checkbox"/>	Try a little bit of everything. Being well rounded will help!
1	2.50%	<input type="checkbox"/>	Utilize the staff and fellow students as much as possible. They are here to help
1	2.50%	<input type="checkbox"/>	Work Hard, Get involved, make smart choices

40 Respondents

Q41. Please take a few moments to rate how well you agree or disagree with the following statements. - I am competitive with graduates who have received similar degrees from other institutions.

Count	Percent		
0	0.00%	<input type="checkbox"/>	Strongly Disagree
6	12.24%	<input type="checkbox"/>	Disagree
3	6.12%	<input type="checkbox"/>	Slightly Disagree
8	16.33%	<input type="checkbox"/>	Neutral
8	16.33%	<input type="checkbox"/>	Slightly Agree
20	40.82%	<input type="checkbox"/>	Agree
4	8.16%	<input type="checkbox"/>	Strongly Agree

49 Respondents

Q42. Please take a few moments to rate how well you agree or disagree with the following statements. - When faced with an ambiguous or complex issue, I am confident I have developed the skills while at ESU to evaluate the issue effectively.

Count	Percent		
0	0.00%	<input type="checkbox"/>	Strongly Disagree
3	6.38%	<input type="checkbox"/>	Disagree
3	6.38%	<input type="checkbox"/>	Slightly Disagree
8	17.02%	<input type="checkbox"/>	Neutral
9	19.15%	<input type="checkbox"/>	Slightly Agree
19	40.43%	<input type="checkbox"/>	Agree
5	10.64%	<input type="checkbox"/>	Strongly Agree

47 Respondents

Q43. Please take a few moments to rate how well you agree or disagree with the following statements. - The quality of academic advising I received at ESU was beneficial to me.

Count	Percent		
4	8.16%		Strongly Disagree
6	12.24%		Disagree
3	6.12%		Slightly Disagree
8	16.33%		Neutral
4	8.16%		Slightly Agree
14	28.57%		Agree
10	20.41%		Strongly Agree
49	Respondents		

Q44. Please take a few moments to rate how well you agree or disagree with the following statements. - My ESU experiences outside the classroom (e.g. clubs, sports, dorm life, on-campus job, volunteering, etc.) were an important part of my undergraduate education.

Count	Percent		
3	6.12%		Strongly Disagree
4	8.16%		Disagree
1	2.04%		Slightly Disagree
6	12.24%		Neutral
10	20.41%		Slightly Agree
13	26.53%		Agree
12	24.49%		Strongly Agree
49	Respondents		





Q45. Please take a few moments to rate how well you agree or disagree with the following statements. - I would recommend ESU to others.

Count	Percent		
4	8.33%		Strongly Disagree
0	0.00%		Disagree
1	2.08%		Slightly Disagree
6	12.50%		Neutral
10	20.83%		Slightly Agree
16	33.33%		Agree
11	22.92%		Strongly Agree
48	Respondents		




Q46. Please take a few moments to rate how well you agree or disagree with the following statements. - At ESU, I have learned to consider multiple perspectives when seeking a solution to a problem.

Count	Percent		
3	6.25%		Strongly Disagree
2	4.17%		Disagree
0	0.00%		Slightly Disagree
7	14.58%		Neutral
8	16.67%		Slightly Agree
17	35.42%		Agree
11	22.92%		Strongly Agree
48	Respondents		




Q47. Why did you select ESU? (Please rate your top 3 reasons.) - ESU is close to home and/or work

Count	Percent		
16	55.17%		1
6	20.69%		2
7	24.14%		3
29 Respondents			

Q48. Why did you select ESU? (Please rate your top 3 reasons.) - A specific program's availability

Count	Percent		
4	22.22%		1
8	44.44%		2
6	33.33%		3
18 Respondents			





Q49. Why did you select ESU? (Please rate your top 3 reasons.) - A specific program's reputation

Count	Percent		
7	63.64%		1
1	9.09%		2
3	27.27%		3
11 Respondents			

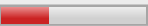


Q50. Why did you select ESU? (Please rate your top 3 reasons.) - Campus environment/atmosphere

Count	Percent		
3	23.08%		1
4	30.77%		2
6	46.15%		3
13 Respondents			





Q51. Why did you select ESU? (Please rate your top 3 reasons.) - Campus culture

Count	Percent		
0	0.00%		1
1	50.00%		2
1	50.00%		3
2 Respondents			

Q52. Why did you select ESU? (Please rate your top 3 reasons.) - ESU was the most affordable option

Count	Percent		
7	33.33%		1
9	42.86%		2
5	23.81%		3
21 Respondents			

Q53. Why did you select ESU? (Please rate your top 3 reasons.) - Family/friends go/went to ESU

Count	Percent		
8	50.00%		1
3	18.75%		2
5	31.25%		3
16 Respondents			

Q54. Why did you select ESU? (Please rate your top 3 reasons.) - ESU's overall reputation

Count	Percent		
0	0.00%		1
1	20.00%		2
4	80.00%		3
5 Respondents			


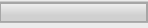
Q55. Why did you select ESU? (Please rate your top 3 reasons.) - Faculty reputation/credentials

Count	Percent		
0	0.00%		1
3	75.00%		2
1	25.00%		3
4 Respondents			

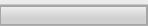
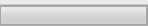
Q56. Why did you select ESU? (Please rate your top 3 reasons.) - Size of the campus/number of students

Count	Percent		
1	12.50%		1
5	62.50%		2
2	25.00%		3
8 Respondents			

Q57. Why did you select ESU? (Please rate your top 3 reasons.) - ESU buildings/facilities/labs

Count	Percent		
0	0.00%		1
0	0.00%		2
0	0.00%		3
0 Respondents			

Q58. Why did you select ESU? (Please rate your top 3 reasons.) - Small class sizes

Count	Percent		
0	0.00%		1
1	16.67%		2
5	83.33%		3
6 Respondents			

Q59. Why did you select ESU? (Please rate your top 3 reasons.) - I received a scholarship to attend here

Count	Percent		
1	33.33%		1
1	33.33%		2
1	33.33%		3
3 Respondents			

Q60. Why did you select ESU? (Please rate your top 3 reasons.) - I was recruited for/wanted to be part of an athletic team

Count	Percent		
1	16.67%		1
4	66.67%		2
1	16.67%		3
6 Respondents			

Q61. Why did you select ESU? (Please rate your top 3 reasons.) - Other

Count	Percent		
0	0.00%		1
2	66.67%		2
1	33.33%		3
3 Respondents			

Q62. To what extent do you think your OVERALL college education contributed to your knowledge, skills, and personal development in each of the following areas related to Information Literacy and Technological Skills? - Identify the type and scope of information needed from potentially multiple sources, locations, and formats

Count	Percent		
3	6.25%		Not at All
5	10.42%		Very Little
18	37.50%		Somewhat
20	41.67%		Very Much
2	4.17%		Do Not Know
48 Respondents			

Q63. To what extent do you think your OVERALL college education contributed to your knowledge, skills, and personal development in each of the following areas related to Information Literacy and Technological Skills? - Select and implement appropriate research methods effectively and efficiently to extract needed information

Count	Percent		
2	4.17%		Not at All
6	12.50%		Very Little
17	35.42%		Somewhat
21	43.75%		Very Much
2	4.17%		Do Not Know
48 Respondents			

Q64. To what extent do you think your OVERALL college education contributed to your knowledge, skills, and personal development in each of the following areas related to Information Literacy and Technological Skills? - Read and understand factual information to extract ideas and concepts, make inferences, and evaluate information critically

Count	Percent		
1	2.08%		Not at All
3	6.25%		Very Little
13	27.08%		Somewhat
29	60.42%		Very Much
2	4.17%		Do Not Know
48	Respondents		

Q65. To what extent do you think your OVERALL college education contributed to your knowledge, skills, and personal development in each of the following areas related to Information Literacy and Technological Skills? - Identify, select, adapt, and apply prior or newly learned information to accomplish a variety of tasks and communicate a finished product effectively

Count	Percent		
1	2.08%		Not at All
4	8.33%		Very Little
14	29.17%		Somewhat
28	58.33%		Very Much
1	2.08%		Do Not Know
48	Respondents		

Q66. To what extent do you think your OVERALL college education contributed to your knowledge, skills, and personal development in each of the following areas related to Information Literacy and Technological Skills? - Identify, select, adapt, and apply prior or newly learned technology to accomplish a variety of tasks and communicate a finished product effectively

Count	Percent		
1	2.08%		Not at All
5	10.42%		Very Little
16	33.33%		Somewhat
24	50.00%		Very Much
2	4.17%		Do Not Know
48	Respondents		

Q67. To what extent do you think your OVERALL college education contributed to your knowledge, skills, and personal development in each of the following areas related to Information Literacy and Technological Skills? - Recognize the economic, legal, ethical, and social issues surrounding the production and use of information and technology

Count	Percent		
2	4.17%		Not at All
6	12.50%		Very Little
16	33.33%		Somewhat
22	45.83%		Very Much
2	4.17%		Do Not Know
48	Respondents		

Q68. To what extent do you think your OVERALL college education contributed to your knowledge, skills, and personal development in each of the following areas related to Scientific Reasoning? - Apply scientific methods of inquiry

Count	Percent		
0	0.00%		Not at All
5	10.42%		Very Little
13	27.08%		Somewhat
30	62.50%		Very Much
0	0.00%		Do Not Know
48 Respondents			

Q69. To what extent do you think your OVERALL college education contributed to your knowledge, skills, and personal development in each of the following areas related to Scientific Reasoning? - Formulate a hypothesis

Count	Percent		
2	4.17%		Not at All
2	4.17%		Very Little
13	27.08%		Somewhat
31	64.58%		Very Much
0	0.00%		Do Not Know
48 Respondents			

Q70. To what extent do you think your OVERALL college education contributed to your knowledge, skills, and personal development in each of the following areas related to Scientific Reasoning? - Use the appropriate tools and techniques for collecting, analyzing, and evaluating data

Count	Percent		
0	0.00%		Not at All
4	8.33%		Very Little
14	29.17%		Somewhat
30	62.50%		Very Much
0	0.00%		Do Not Know
48 Respondents			

Q71. To what extent do you think your OVERALL college education contributed to your knowledge, skills, and personal development in each of the following areas related to Scientific Reasoning? - Apply the statistical methods and mathematical principles by which hypotheses are tested

Count	Percent		
1	2.08%		Not at All
4	8.33%		Very Little
20	41.67%		Somewhat
23	47.92%		Very Much
0	0.00%		Do Not Know
48 Respondents			

Q72. To what extent do you think your OVERALL college education contributed to your knowledge, skills, and personal development in each of the following areas related to Scientific Reasoning? - Effectively communicate the results of scientific investigations in an appropriate format

Count	Percent		
1	2.08%		Not at All
4	8.33%		Very Little
13	27.08%		Somewhat
29	60.42%		Very Much
1	2.08%		Do Not Know
48 Respondents			

Q73. To what extent do you think your OVERALL college education contributed to your knowledge, skills, and personal development in each of the following areas related to Scientific Reasoning? - Recognize the ethical implications of research on society

Count	Percent		
0	0.00%		Not at All
4	8.33%		Very Little
13	27.08%		Somewhat
31	64.58%		Very Much
0	0.00%		Do Not Know
48 Respondents			

Q74. To what extent do you think your OVERALL college education contributed to your knowledge, skills, and personal development in each of the following areas related to Artistic Expression and Critique? - Critique forms of artistic expression in visual arts, music, dance, literature or theater using universal standards of excellence appropriate for that form of artistic expression

Count	Percent		
8	17.02%		Not at All
9	19.15%		Very Little
12	25.53%		Somewhat
16	34.04%		Very Much
2	4.26%		Do Not Know
47 Respondents			

Q75. To what extent do you think your OVERALL college education contributed to your knowledge, skills, and personal development in each of the following areas related to Artistic Expression and Critique? - Create or develop a work in the visual arts, music, dance, poetry, or theater, which expresses an original idea, theory, and/or aesthetic value

Count	Percent		
7	14.89%		Not at All
10	21.28%		Very Little
12	25.53%		Somewhat
17	36.17%		Very Much
1	2.13%		Do Not Know
47 Respondents			

Q76. To what extent do you think your OVERALL college education contributed to your knowledge, skills, and personal development in each of the following areas related to Artistic Expression and Critique? - Communicate artistic/aesthetic values to an audience through the performance of music, dance, poetry, or theater productions

Count	Percent		
9	19.15%		Not at All
7	14.89%		Very Little
13	27.66%		Somewhat
17	36.17%		Very Much
1	2.13%		Do Not Know
47	Respondents		

Q77. To what extent do you think your OVERALL college education contributed to your knowledge, skills, and personal development in each of the following areas related to the Healthy Development of the Whole Person? - Define health to encompass physical, mental, emotional, social, and spiritual well-being

Count	Percent		
2	4.26%		Not at All
5	10.64%		Very Little
8	17.02%		Somewhat
30	63.83%		Very Much
2	4.26%		Do Not Know
47	Respondents		

Q78. To what extent do you think your OVERALL college education contributed to your knowledge, skills, and personal development in each of the following areas related to the Healthy Development of the Whole Person? - Understand the relationship between health and intentional choices in nutrition, physical activity, rest and leisure activities, social support, safe environments, and lifelong education

Count	Percent		
2	4.26%		Not at All
5	10.64%		Very Little
14	29.79%		Somewhat
25	53.19%		Very Much
1	2.13%		Do Not Know
47	Respondents		





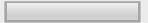
























Q79. To what extent do you think your OVERALL college education contributed to your knowledge, skills, and personal development in each of the following areas related to the Healthy Development of the Whole Person? - Communicate or teach the values of healthy life choices to others

Count	Percent		
3	6.38%		Not at All
4	8.51%		Very Little
17	36.17%		Somewhat
22	46.81%		Very Much
1	2.13%		Do Not Know
47	Respondents		

Q80. To what extent do you think your OVERALL college education contributed to your knowledge, skills, and personal development in each of the following areas related to the Healthy Development of the Whole Person? - Identify the influence of developmental theories and various cultures on perceptions and expectations of healthy development

Count	Percent		
3	6.38%		Not at All
4	8.51%		Very Little
13	27.66%		Somewhat
26	55.32%		Very Much
1	2.13%		Do Not Know
47	Respondents		

Q81. Please list what you believe are 2-3 strengths of your ESU education.

Count	Percent		
37	100.00%		
Count	Percent		
1	2.70%		1. Able to read scientific articles and have a better understanding. 2. Looking at data/graphs/tables and applying them to real world scenarios.
1	2.70%		Accessibility and Accomodations
1	2.70%		Critical thinking, effectiveness and intellegence
1	2.70%		Degree, reputation
1	2.70%		Double major and state school
1	2.70%		extracurriculars study abroad
1	2.70%		Gives me the ability to be competitive in the job world
1	2.70%		Good over-all knowledge, Great local college name
1	2.70%		Great Help, Helpful professors
1	2.70%		Having a well rounded education that involved research and classroom experience.
1	2.70%		i had a very diverse interdisciplinary education. i used primary sources
1	2.70%		I have gained an great understanding of psychology I have also achieved an oppportunity of work with at-risk youth. This has allowed me to take my acquired knowledge and apply it to new situations.
1	2.70%		I learned how to be a competent social worker. The professors in my major are dedicated to providing the best learning experience.
1	2.70%		I learned how to create partnerships with other universities and I experienced diversity.
1	2.70%		knowledge and ability to understand
1	2.70%		Knowledge of my major and broadened my knowledge
1	2.70%		liberal arts Research
1	2.70%		Meeting new people and forming a relationship with my classmates.
1	2.70%		My adviser's, My professors, The content of classes I took
1	2.70%		My department was fantastic A lot of the courses offered were unique and beneficial
1	2.70%		My Major My Involvement My Work Experience
1	2.70%		none
1	2.70%		Professors
1	2.70%		Professors Faculty
1	2.70%		Quality education, oppportunity to ask questions, oppportunity to improve
1	2.70%		Relationship with faculty, the faculty equipment, the overall size of classes.
1	2.70%		Small class sizes, tutors
1	2.70%		Small class sizes, very welcoming, variety of people that it gives you room to find your people

1	2.70%	<input type="text"/>	sports, clubs, grades
1	2.70%	<input type="text"/>	Student loan debt won't be as high as it could've been
1	2.70%	<input type="text"/>	studying, helping others, active learning
1	2.70%	<input type="text"/>	success and positivity
1	2.70%	<input type="text"/>	taking communications classes has helped me to not only conquer my shyness, but also helped me to become a leader.
1	2.70%	<input type="text"/>	The ability to analyze a complex situation, intellectually or socially.
1	2.70%	<input type="text"/>	The ability to further my education, the knowledge of my instructors and the welcoming nature of ESU.
1	2.70%	<input type="text"/>	The practical and field experience was beneficial and I was able to make great friends with the smaller class sizes.
1	2.70%	<input type="text"/>	total understanding, relation with professors and relation with other students

37 Respondents

Q82. Please share an additional impressions or opinions you have regarding ESU.

Count Percent

26 100.00%

Count	Percent		
1	3.85%	<input type="text"/>	Accommodating and supportive of adult learners.
1	3.85%	<input type="text"/>	all of he professors are great
1	3.85%	<input type="text"/>	ESU has really lowered their standards and ethics. Accepting a significant amount of freshman that are not qualified for college level coursework is wrong because they pay so much money just to leave after a semester or two. The retention rate is really low, which is something friends and family from my home community have pointed out to me. Is embarrassing to explain
1	3.85%	<input type="text"/>	ESU isn't one of the "big name" schools. However, I think as long as ESU keeps improving in all areas they will have a lot to offer.
1	3.85%	<input type="text"/>	Fun Classes
1	3.85%	<input type="text"/>	Helpful people
1	3.85%	<input type="text"/>	i believe this school needs to go through some changes for the future
1	3.85%	<input type="text"/>	I enjoyed my undergrad experience!
1	3.85%	<input type="text"/>	I felt like a lost soul in the school. I noticed some faculty favored other students and are not flexible with other students.
1	3.85%	<input type="text"/>	I have made growth and found my thinking to have changed after being here
1	3.85%	<input type="text"/>	i love it
1	3.85%	<input type="text"/>	I love the class size, i love that everyone is welcome regardless of age. ESU had definitely blessed me with confidence and wonderful knowledge
1	3.85%	<input type="text"/>	I was impressed with the intimacy of the campus and its professionals. Even though it could be a little overwhelming, the staff really made sure to help as much as possible
1	3.85%	<input type="text"/>	I wish I came here from freshman year instead of transferring. I feel like I missed out on things but I am glad that I came here.
1	3.85%	<input type="text"/>	It is a school with great diversity of undergraduate majors and an opportunity to stand out.
1	3.85%	<input type="text"/>	N/A
1	3.85%	<input type="text"/>	none
1	3.85%	<input type="text"/>	None
1	3.85%	<input type="text"/>	Professors and advisers really helped significantly.
1	3.85%	<input type="text"/>	Rewarding
1	3.85%	<input type="text"/>	the art and design department has helped me to expand my creativity far more than the DMT department
1	3.85%	<input type="text"/>	The campus and university are great but the math department is far behind focusing on students first.

1	3.85%	<input type="checkbox"/>	The most important class i have for my major has nothing to do with what i majored in
1	3.85%	<input type="checkbox"/>	The Psychology, Sociology, and Criminal Justice departments are excellent.
1	3.85%	<input type="checkbox"/>	The science department is heavily understaffed. The change from Environmental Science to Environmental Studies is derogatory, and an insult to anyone in the field.
1	3.85%	<input type="checkbox"/>	Very good university but a little unorganized
26 Respondents			

Q83. What is MOST LIKELY to be your PRINCIPAL activity upon graduation? (Select up to two below).

Count	Respondent %	Response %														
28	60.87%	43.75%	<input checked="" type="checkbox"/>	Employment, full-time paid												
6	13.04%	9.38%	<input type="checkbox"/>	Employment, part-time paid												
12	26.09%	18.75%	<input type="checkbox"/>	Graduate or professional school, full-time												
9	19.57%	14.06%	<input type="checkbox"/>	Graduate or professional school, part-time												
1	2.17%	1.56%	<input type="checkbox"/>	Additional undergraduate coursework												
3	6.52%	4.69%	<input type="checkbox"/>	Military service												
1	2.17%	1.56%	<input type="checkbox"/>	Volunteer activity (e.g., Peace Corps)												
2	4.35%	3.13%	<input type="checkbox"/>	Starting or raising a family												
2	4.35%	3.13%	<input type="checkbox"/>	Other												
<table border="1"> <thead> <tr> <th>Count</th> <th>Percent</th> <th></th> <th></th> </tr> </thead> <tbody> <tr> <td>1</td> <td>50.00%</td> <td><input checked="" type="checkbox"/></td> <td>Higher pay at current job</td> </tr> <tr> <td>1</td> <td>50.00%</td> <td><input checked="" type="checkbox"/></td> <td>NotSure</td> </tr> </tbody> </table>					Count	Percent			1	50.00%	<input checked="" type="checkbox"/>	Higher pay at current job	1	50.00%	<input checked="" type="checkbox"/>	NotSure
Count	Percent															
1	50.00%	<input checked="" type="checkbox"/>	Higher pay at current job													
1	50.00%	<input checked="" type="checkbox"/>	NotSure													
46 Respondents																
64 Responses																

Q84. Please describe your post-graduation employment situation.

Count	Respondent %	Response %																																																																						
17	94.44%	28.81%	<input checked="" type="checkbox"/>	Organization:																																																																				
<table border="1"> <thead> <tr> <th>Count</th> <th>Percent</th> <th></th> <th></th> </tr> </thead> <tbody> <tr><td>1</td><td>5.88%</td><td><input type="checkbox"/></td><td>Abilities First</td></tr> <tr><td>1</td><td>5.88%</td><td><input type="checkbox"/></td><td>Access Cornerstone</td></tr> <tr><td>1</td><td>5.88%</td><td><input type="checkbox"/></td><td>Adventure Aquarium</td></tr> <tr><td>1</td><td>5.88%</td><td><input type="checkbox"/></td><td>air force</td></tr> <tr><td>1</td><td>5.88%</td><td><input type="checkbox"/></td><td>City of Easton</td></tr> <tr><td>1</td><td>5.88%</td><td><input type="checkbox"/></td><td>cj</td></tr> <tr><td>1</td><td>5.88%</td><td><input type="checkbox"/></td><td>Jewish Family and Children's Service</td></tr> <tr><td>1</td><td>5.88%</td><td><input type="checkbox"/></td><td>Monroe County Head Start</td></tr> <tr><td>2</td><td>11.76%</td><td><input type="checkbox"/></td><td>N/A</td></tr> <tr><td>1</td><td>5.88%</td><td><input type="checkbox"/></td><td>NHS or PATH</td></tr> <tr><td>1</td><td>5.88%</td><td><input type="checkbox"/></td><td>Petco</td></tr> <tr><td>1</td><td>5.88%</td><td><input type="checkbox"/></td><td>PT School</td></tr> <tr><td>1</td><td>5.88%</td><td><input type="checkbox"/></td><td>Rothman Institute</td></tr> <tr><td>1</td><td>5.88%</td><td><input type="checkbox"/></td><td>SeraDerma</td></tr> <tr><td>1</td><td>5.88%</td><td><input type="checkbox"/></td><td>Virtua Health Network</td></tr> <tr><td>1</td><td>5.88%</td><td><input type="checkbox"/></td><td>Wawa Inc</td></tr> </tbody> </table>					Count	Percent			1	5.88%	<input type="checkbox"/>	Abilities First	1	5.88%	<input type="checkbox"/>	Access Cornerstone	1	5.88%	<input type="checkbox"/>	Adventure Aquarium	1	5.88%	<input type="checkbox"/>	air force	1	5.88%	<input type="checkbox"/>	City of Easton	1	5.88%	<input type="checkbox"/>	cj	1	5.88%	<input type="checkbox"/>	Jewish Family and Children's Service	1	5.88%	<input type="checkbox"/>	Monroe County Head Start	2	11.76%	<input type="checkbox"/>	N/A	1	5.88%	<input type="checkbox"/>	NHS or PATH	1	5.88%	<input type="checkbox"/>	Petco	1	5.88%	<input type="checkbox"/>	PT School	1	5.88%	<input type="checkbox"/>	Rothman Institute	1	5.88%	<input type="checkbox"/>	SeraDerma	1	5.88%	<input type="checkbox"/>	Virtua Health Network	1	5.88%	<input type="checkbox"/>	Wawa Inc
Count	Percent																																																																							
1	5.88%	<input type="checkbox"/>	Abilities First																																																																					
1	5.88%	<input type="checkbox"/>	Access Cornerstone																																																																					
1	5.88%	<input type="checkbox"/>	Adventure Aquarium																																																																					
1	5.88%	<input type="checkbox"/>	air force																																																																					
1	5.88%	<input type="checkbox"/>	City of Easton																																																																					
1	5.88%	<input type="checkbox"/>	cj																																																																					
1	5.88%	<input type="checkbox"/>	Jewish Family and Children's Service																																																																					
1	5.88%	<input type="checkbox"/>	Monroe County Head Start																																																																					
2	11.76%	<input type="checkbox"/>	N/A																																																																					
1	5.88%	<input type="checkbox"/>	NHS or PATH																																																																					
1	5.88%	<input type="checkbox"/>	Petco																																																																					
1	5.88%	<input type="checkbox"/>	PT School																																																																					
1	5.88%	<input type="checkbox"/>	Rothman Institute																																																																					
1	5.88%	<input type="checkbox"/>	SeraDerma																																																																					
1	5.88%	<input type="checkbox"/>	Virtua Health Network																																																																					
1	5.88%	<input type="checkbox"/>	Wawa Inc																																																																					
17	94.44%	28.81%	<input checked="" type="checkbox"/>	Job Title:																																																																				

Count	Percent		
1	5.88%	<input type="checkbox"/>	Aquatic Specialist
1	5.88%	<input type="checkbox"/>	Class Room Assistant
1	5.88%	<input type="checkbox"/>	Co- Director/ Graphic Designer
1	5.88%	<input type="checkbox"/>	Crew Member
1	5.88%	<input type="checkbox"/>	FES Case Manager
1	5.88%	<input type="checkbox"/>	junior accountant
1	5.88%	<input type="checkbox"/>	Medical Scribe
2	11.76%	<input checked="" type="checkbox"/>	N/A
1	5.88%	<input type="checkbox"/>	Night Supervisor
1	5.88%	<input type="checkbox"/>	Police Officer
1	5.88%	<input type="checkbox"/>	Receptionist & Physician Staff
1	5.88%	<input type="checkbox"/>	Recovery cocah
1	5.88%	<input type="checkbox"/>	rehabilitation aid
1	5.88%	<input type="checkbox"/>	security officer
1	5.88%	<input type="checkbox"/>	Student
1	5.88%	<input type="checkbox"/>	Teachers Assisant

11 61.11% 18.64% Salary:

Count	Percent		
1	9.09%	<input type="checkbox"/>	\$33,000 a year
1	9.09%	<input type="checkbox"/>	\$71,000.00
1	9.09%	<input type="checkbox"/>	12.50 hr
1	9.09%	<input type="checkbox"/>	30000
1	9.09%	<input type="checkbox"/>	40k
1	9.09%	<input type="checkbox"/>	70,000
1	9.09%	<input type="checkbox"/>	9.00
1	9.09%	<input type="checkbox"/>	9.50/hr
2	18.18%	<input checked="" type="checkbox"/>	N/A
1	9.09%	<input type="checkbox"/>	Not enough

14 77.78% 23.73% How long have you held this position?

Count	Percent		
1	7.14%	<input type="checkbox"/>	0
1	7.14%	<input type="checkbox"/>	1 year so far
1	7.14%	<input type="checkbox"/>	2 months
1	7.14%	<input type="checkbox"/>	2 weeks
2	14.29%	<input checked="" type="checkbox"/>	2 years
1	7.14%	<input type="checkbox"/>	3 months
1	7.14%	<input type="checkbox"/>	4 months
1	7.14%	<input type="checkbox"/>	7 years
1	7.14%	<input type="checkbox"/>	Hired after internship
1	7.14%	<input type="checkbox"/>	in process
1	7.14%	<input type="checkbox"/>	n/a
1	7.14%	<input type="checkbox"/>	N/A
1	7.14%	<input type="checkbox"/>	not obtained

18 Respondents

59 Responses

Q85. Would you say your current job is related to the primary major you indicated previously?

Count	Percent		
11	32.35%		Yes, it is directly related to my major
10	29.41%		Yes, it is slightly or indirectly related to my major
10	29.41%		No, my current job is not related to my major
3	8.82%		I am not currently employed
34 Respondents			

Q86. Please select the statement that best matches your plans to further your education:

Count	Percent		
1	4.76%		I have already been accepted into graduate or professional school.
7	33.33%		I have already applied to graduate or professional school, though I have not yet been accepted.
10	47.62%		I anticipate applying to graduate or professional school within the next year.
2	9.52%		I anticipate applying to graduate or professional school within the next five years.
1	4.76%		Other

Count	Percent		
1	100.00%		I will be moving within a year of graduation, and will evaluate grad school opportunities once I'm settled

21 Respondents

Q87. Program #1

Count	Respondent %	Response %	
20	100.00%	37.74%	Institution Name

Count	Percent		
1	5.00%		Chatham University
1	5.00%		Desales University
1	5.00%		drew university
1	5.00%		East Carolina University
2	10.00%		Eastern University
1	5.00%		La Salle University
1	5.00%		Marywood
1	5.00%		Millersville
1	5.00%		Monmouth University
1	5.00%		Ohio State
1	5.00%		Seton Hall University
1	5.00%		Stony Brook University
1	5.00%		SUNY Oswego
1	5.00%		Thomas Jefferson
1	5.00%		Thomas Jefferson University
1	5.00%		UNC-Charlotte
1	5.00%		University of Baltimore Maryland
1	5.00%		Unknown
1	5.00%		West Chester University

Q17. Please take a few moments to rate how well you agree or disagree with the following statements. - My experiences while at ESU enhanced my ability to think creatively.

Count	Percent		
0	0.00%	<input type="checkbox"/>	Strongly Disagree
0	0.00%	<input type="checkbox"/>	Disagree
3	3.61%	<input type="checkbox"/>	Slightly Disagree
4	4.82%	<input type="checkbox"/>	Neutral
10	12.05%	<input type="checkbox"/>	Slightly Agree
37	44.58%	<input type="checkbox"/>	Agree
29	34.94%	<input type="checkbox"/>	Strongly Agree
83	Respondents		

Q18. What additional support or services do you think ESU should provide to help students succeed academically?

Count	Percent		
67	100.00%	<input type="checkbox"/>	
Count	Percent		
1	1.49%	<input type="checkbox"/>	A mentoring program where people are paired up with someone in their prospective field early in their college career to determine if the major is right for them.
1	1.49%	<input type="checkbox"/>	A more thorough, organized and honest tutoring program.
1	1.49%	<input type="checkbox"/>	a parking garage - GET RID OF COMMUTER AND RESIDENT PARKING AND JUST PUT THEM TOGETHER
1	1.49%	<input type="checkbox"/>	a program that all students under a certain gpa must enter that will provide additional support and tutoring - but they would be required to go
1	1.49%	<input type="checkbox"/>	all are offered
1	1.49%	<input type="checkbox"/>	Alternate tutor instead of guru
1	1.49%	<input type="checkbox"/>	Because my peers were able to guide me better academically, I think Esu should have group advising sessions with the assigned advisors.
1	1.49%	<input type="checkbox"/>	Better advisors that speak fluently in English
1	1.49%	<input type="checkbox"/>	Better staff
1	1.49%	<input type="checkbox"/>	Better staff in the Education Department. Some are out dated in their practices.
1	1.49%	<input type="checkbox"/>	Better Teachers
1	1.49%	<input type="checkbox"/>	Career Services, Club Fairs, Study Abroad
1	1.49%	<input type="checkbox"/>	Clubs
1	1.49%	<input type="checkbox"/>	dont know
1	1.49%	<input type="checkbox"/>	Faster computers and printers
1	1.49%	<input type="checkbox"/>	having extra lab help with science majors
1	1.49%	<input type="checkbox"/>	higher curves
1	1.49%	<input type="checkbox"/>	I think ESU has a lot of support and services, but faculty and upperclassmen should try to make these services more known to other students.
1	1.49%	<input type="checkbox"/>	I think everything is good, it is up to the student to reach out and get that help they need.
1	1.49%	<input type="checkbox"/>	I think that the school should provide a better outreach program to graduating seniors in the science majors to help them find jobs/internships. I feel that the school is strong in other areas but lacks a little in this area.
1	1.49%	<input type="checkbox"/>	I think that we should have a huge event for each of the academic classes and departments where we take place in a community service and leadership activity to gain valuable leadership, teamwork and communication skills.
1	1.49%	<input type="checkbox"/>	I would love to see additional services for business majors.
1	1.49%	<input type="checkbox"/>	Mandatory Online notes for Professors
1	1.49%	<input type="checkbox"/>	maybe explain better to new students how the current services work. when i first came to

1	1.61%	<input type="checkbox"/>	Embrace the world around ESU. It makes it much more fun.
1	1.61%	<input type="checkbox"/>	Get involved and have fun. It goes by fast
1	1.61%	<input type="checkbox"/>	Get involved as much as possible! When I was not involved my first semester I was miserable, but when I got involved with the resident life department and Greek life I became very happy and enjoyed everyday at ESU! You do not have to get involved in those two areas, but find something that you enjoy, and go with it so your college experience is as great as possible.
1	1.61%	<input type="checkbox"/>	Get involved from day 1
1	1.61%	<input type="checkbox"/>	Get involved in things that will help boost your resume early on. The more the better.
1	1.61%	<input type="checkbox"/>	Get involved in whatever you can, whether it be volunteering outside of school or getting involved in research or work on campus. It is all so rewarding and very worth it in the end.
1	1.61%	<input type="checkbox"/>	get involved no matter how much you don't want to
1	1.61%	<input type="checkbox"/>	Get involved on campus
1	1.61%	<input type="checkbox"/>	Get involved with activities!
1	1.61%	<input type="checkbox"/>	Get involved with at least one club. If you don't like it, try another. There are so many options to broaden their experience.
1	1.61%	<input type="checkbox"/>	get involved.
1	1.61%	<input type="checkbox"/>	Get involved. Go to events on campus. Make a bond with your professors.
1	1.61%	<input type="checkbox"/>	Get to know professors
1	1.61%	<input type="checkbox"/>	go hiking, snowboarding or skiing.
1	1.61%	<input type="checkbox"/>	Go out and enjoy any & all of the college activities.
1	1.61%	<input type="checkbox"/>	Go out and enjoy as much as you can. Time goes faster than you think
1	1.61%	<input type="checkbox"/>	Go to a sporting event
1	1.61%	<input type="checkbox"/>	Go to Main street
1	1.61%	<input type="checkbox"/>	I would tell a new student to get involved in different clubs and events. Getting involved helps you find people you connect with and it gives you a feeling of belonging
1	1.61%	<input type="checkbox"/>	I would tell biology students to take the tropical ecosystems course. The trip to Costa Rica this spring was absolutely incredible and it changed my life. Dr. Master, Dr. Laduke, and Dr. Whidden are excellent professors with an unbelievable amount of valuable knowledge.
1	1.61%	<input type="checkbox"/>	I would tell them to join at least one student club on campus and work towards reaching a leadership position because it helped me grow my professional self and connect with others.
1	1.61%	<input type="checkbox"/>	In order to get the most out of ESU, I think it is crucial to join clubs and create as many meaningful relationships with other students as possible. A good support network can go a really long way.
1	1.61%	<input type="checkbox"/>	join a club or sport
1	1.61%	<input type="checkbox"/>	Join a club, sorority, fraternity, sports club, any kind of club.
1	1.61%	<input type="checkbox"/>	Join a frat or sorority
1	1.61%	<input type="checkbox"/>	Join a sorority, sport and clubs. They help you go outside of your bubble. I found my home in my sorority a place that I never thought I would ever be. Do not be scared to go outside of your comfort zone.
1	1.61%	<input type="checkbox"/>	Join clubs and be involved, talk to upper classmen to get advice.
1	1.61%	<input type="checkbox"/>	join clubs and organizations
1	1.61%	<input type="checkbox"/>	join clubs!
1	1.61%	<input type="checkbox"/>	Join Greek Life
1	1.61%	<input type="checkbox"/>	Join more clubs and get involved in your major
1	1.61%	<input type="checkbox"/>	Just do everything and get involved
1	1.61%	<input type="checkbox"/>	live in a traditional residence hall because it is easier to meet people and will give you a true college dorm experience
1	1.61%	<input type="checkbox"/>	Make as many friends as possible
1	1.61%	<input type="checkbox"/>	Make Connections
1	1.61%	<input type="checkbox"/>	Make friends but focus on school, the two most important things in college.

1	1.61%		Make sure you have a good professor - if you struggle instead of dropping an unnecessary class, you may fail
1	1.61%	<input type="checkbox"/>	Make sure you understand what your major entails, and have your priorities in check.
1	1.61%	<input type="checkbox"/>	Meet as many new people as possible, don't be afraid to talk to girls, always make sure you do your work on time, don't neglect studying and get out of your comfort zone.
1	1.61%	<input type="checkbox"/>	n/a
1	1.61%	<input type="checkbox"/>	Network with different people from different majors
1	1.61%	<input type="checkbox"/>	participate in community events
1	1.61%	<input type="checkbox"/>	Party
1	1.61%	<input type="checkbox"/>	Protest with your faculty for fair contracts.
1	1.61%	<input type="checkbox"/>	Take advantage of all the opportunities that are presented to you. Meet as many people as you can. Never stop believing in yourself and when life knocks you down, get back up and have the courage and confidence to move forward. Be the best that you can be every day. Never settle and always expect more from yourself than what you think you're capable of. Work hard. Have fun and smile along the way. Experience is what you get when you don't get what you want. Always stay humble and honor those who have helped you be great. Take pride in what you're doing and who you are. Always respect others.
1	1.61%	<input type="checkbox"/>	Take advantage of all the services that are already paid for by your tuition and be involved off campus.
1	1.61%	<input type="checkbox"/>	take on research opportunities, build a great relationship with your professors, and truly get to know the people in your classes.
1	1.61%	<input type="checkbox"/>	To emerge themselves, and try and hang out and meet different people. Not to stick in the same groups of people and have a chance to experience what different cultures and people with different ideas from themselves
1	1.61%	<input type="checkbox"/>	To have the best experience, take on every opportunity that may lead you to new connections and future chances.
1	1.61%	<input type="checkbox"/>	To keep an open mind and study hard.
1	1.61%		To learn as much as possible while trying to be more open and learn more about Esu's diversity,
1	1.61%	<input type="checkbox"/>	Train your liver because there is a lot of alcohol. but study hard because grades matter. bad freshman grades are hard to come back from
1	1.61%	<input type="checkbox"/>	Try and get involved as much as possible, it makes the experience more fun at ESU. Get to know new people, and don't be afraid to ask for help when you need it.
1	1.61%	<input type="checkbox"/>	Try out Greek life. I met my best friends for life through my organization. Also attend as many campus events as possible. Get the most out of your tuition dollars.
1	1.61%	<input type="checkbox"/>	work
1	1.61%	<input type="checkbox"/>	Work Hard, Play Hard

62 Respondents

Q41. Please take a few moments to rate how well you agree or disagree with the following statements. - I am competitive with graduates who have received similar degrees from other institutions.

Count	Percent		
2	2.86%	<input type="checkbox"/>	Strongly Disagree
2	2.86%	<input type="checkbox"/>	Disagree
3	4.29%	<input type="checkbox"/>	Slightly Disagree
8	11.43%	<input type="checkbox"/>	Neutral
12	17.14%	<input type="checkbox"/>	Slightly Agree
29	41.43%	<input type="checkbox"/>	Agree
14	20.00%	<input type="checkbox"/>	Strongly Agree

70 Respondents

Q42. Please take a few moments to rate how well you agree or disagree with the following statements. - When faced with an ambiguous or complex issue, I am confident I have developed the skills while at ESU to evaluate the issue effectively.

Count	Percent		
0	0.00%		Strongly Disagree
2	2.86%		Disagree
0	0.00%		Slightly Disagree
6	8.57%		Neutral
11	15.71%		Slightly Agree
31	44.29%		Agree
20	28.57%		Strongly Agree
70	Respondents		

Q43. Please take a few moments to rate how well you agree or disagree with the following statements. - The quality of academic advising I received at ESU was beneficial to me.

Count	Percent		
1	1.43%		Strongly Disagree
2	2.86%		Disagree
0	0.00%		Slightly Disagree
5	7.14%		Neutral
12	17.14%		Slightly Agree
21	30.00%		Agree
29	41.43%		Strongly Agree
70	Respondents		

Q44. Please take a few moments to rate how well you agree or disagree with the following statements. - My ESU experiences outside the classroom (e.g. clubs, sports, dorm life, on-campus job, volunteering, etc.) were an important part of my undergraduate education.

Count	Percent		
2	2.94%		Strongly Disagree
4	5.88%		Disagree
1	1.47%		Slightly Disagree
4	5.88%		Neutral
9	13.24%		Slightly Agree
20	29.41%		Agree
28	41.18%		Strongly Agree
68	Respondents		

Q45. Please take a few moments to rate how well you agree or disagree with the following statements. - I would recommend ESU to others.

Count	Percent		
2	2.90%		Strongly Disagree
0	0.00%		Disagree
0	0.00%		Slightly Disagree
5	7.25%		Neutral
12	17.39%		Slightly Agree
25	36.23%		Agree
25	36.23%		Strongly Agree
69	Respondents		

Q46. Please take a few moments to rate how well you agree or disagree with the following statements. - At ESU, I have learned to consider multiple perspectives when seeking a solution to a problem.

Count	Percent		
1	1.43%		Strongly Disagree
2	2.86%		Disagree
0	0.00%		Slightly Disagree
2	2.86%		Neutral
8	11.43%		Slightly Agree
31	44.29%		Agree
26	37.14%		Strongly Agree
70	Respondents		

Q47. Why did you select ESU? (Please rate your top 3 reasons.) - ESU is close to home and/or work

Count	Percent		
23	54.76%		1
12	28.57%		2
7	16.67%		3
42	Respondents		

Q48. Why did you select ESU? (Please rate your top 3 reasons.) - A specific program's availability

Count	Percent		
10	43.48%		1
10	43.48%		2
3	13.04%		3
23	Respondents		

Q49. Why did you select ESU? (Please rate your top 3 reasons.) - A specific program's reputation

Count	Percent		
10	40.00%		1
3	12.00%		2
12	48.00%		3
25	Respondents		





Q50. Why did you select ESU? (Please rate your top 3 reasons.) - Campus environment/atmosphere

Count	Percent		
4	23.53%		1
7	41.18%		2
6	35.29%		3
17	Respondents		

Q51. Why did you select ESU? (Please rate your top 3 reasons.) - Campus culture

Count	Percent		
0	0.00%		1
1	33.33%		2
2	66.67%		3
3	Respondents		

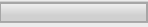

Q52. Why did you select ESU? (Please rate your top 3 reasons.) - ESU was the most affordable option

Count	Percent		
9	32.14%		1
12	42.86%		2
7	25.00%		3
28 Respondents			

Q53. Why did you select ESU? (Please rate your top 3 reasons.) - Family/friends go/went to ESU

Count	Percent		
2	28.57%		1
2	28.57%		2
3	42.86%		3
7 Respondents			





Q54. Why did you select ESU? (Please rate your top 3 reasons.) - ESU's overall reputation

Count	Percent		
0	0.00%		1
1	50.00%		2
1	50.00%		3
2 Respondents			

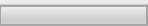
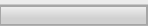

Q55. Why did you select ESU? (Please rate your top 3 reasons.) - Faculty reputation/credentials

Count	Percent		
0	0.00%		1
3	100.00%		2
0	0.00%		3
3 Respondents			





Q56. Why did you select ESU? (Please rate your top 3 reasons.) - Size of the campus/number of students

Count	Percent		
3	23.08%		1
5	38.46%		2
5	38.46%		3
13 Respondents			

Q57. Why did you select ESU? (Please rate your top 3 reasons.) - ESU buildings/facilities/labs

Count	Percent		
0	0.00%		1
0	0.00%		2
3	100.00%		3
3 Respondents			


Q58. Why did you select ESU? (Please rate your top 3 reasons.) - Small class sizes

Count	Percent		
4	26.67%		1
1	6.67%		2
10	66.67%		3
15 Respondents			

Q59. Why did you select ESU? (Please rate your top 3 reasons.) - I received a scholarship to attend here

Count	Percent		
1	9.09%		1
6	54.55%		2
4	36.36%		3
11 Respondents			

Q60. Why did you select ESU? (Please rate your top 3 reasons.) - I was recruited for/wanted to be part of an athletic team

Count	Percent		
3	23.08%		1
4	30.77%		2
6	46.15%		3
13 Respondents			

Q61. Why did you select ESU? (Please rate your top 3 reasons.) - Other

Count	Percent		
1	20.00%		1
3	60.00%		2
1	20.00%		3
5 Respondents			

Q62. To what extent do you think your OVERALL college education contributed to your knowledge, skills, and personal development in each of the following areas related to Information Literacy and Technological Skills? - Identify the type and scope of information needed from potentially multiple sources, locations, and formats

Count	Percent		
0	0.00%		Not at All
7	10.14%		Very Little
23	33.33%		Somewhat
37	53.62%		Very Much
2	2.90%		Do Not Know
69 Respondents			

Q63. To what extent do you think your OVERALL college education contributed to your knowledge, skills, and personal development in each of the following areas related to Information Literacy and Technological Skills? - Select and implement appropriate research methods effectively and efficiently to extract needed information

Count	Percent		
1	1.45%		Not at All
2	2.90%		Very Little
23	33.33%		Somewhat
43	62.32%		Very Much
0	0.00%		Do Not Know
69	Respondents		

Q64. To what extent do you think your OVERALL college education contributed to your knowledge, skills, and personal development in each of the following areas related to Information Literacy and Technological Skills? - Read and understand factual information to extract ideas and concepts, make inferences, and evaluate information critically

Count	Percent		
0	0.00%		Not at All
1	1.45%		Very Little
19	27.54%		Somewhat
49	71.01%		Very Much
0	0.00%		Do Not Know
69	Respondents		

Q65. To what extent do you think your OVERALL college education contributed to your knowledge, skills, and personal development in each of the following areas related to Information Literacy and Technological Skills? - Identify, select, adapt, and apply prior or newly learned information to accomplish a variety of tasks and communicate a finished product effectively

Count	Percent		
1	1.45%		Not at All
3	4.35%		Very Little
19	27.54%		Somewhat
44	63.77%		Very Much
2	2.90%		Do Not Know
69	Respondents		

Q66. To what extent do you think your OVERALL college education contributed to your knowledge, skills, and personal development in each of the following areas related to Information Literacy and Technological Skills? - Identify, select, adapt, and apply prior or newly learned technology to accomplish a variety of tasks and communicate a finished product effectively

Count	Percent		
1	1.45%		Not at All
4	5.80%		Very Little
18	26.09%		Somewhat
45	65.22%		Very Much
1	1.45%		Do Not Know
69	Respondents		

Q67. To what extent do you think your OVERALL college education contributed to your knowledge, skills, and personal development in each of the following areas related to Information Literacy and Technological Skills? - Recognize the economic, legal, ethical, and social issues surrounding the production and use of information and technology

Count	Percent		
3	4.35%		Not at All
4	5.80%		Very Little
24	34.78%		Somewhat
37	53.62%		Very Much
1	1.45%		Do Not Know
69	Respondents		

Q68. To what extent do you think your OVERALL college education contributed to your knowledge, skills, and personal development in each of the following areas related to Scientific Reasoning? - Apply scientific methods of inquiry

Count	Percent		
2	2.90%		Not at All
7	10.14%		Very Little
17	24.64%		Somewhat
41	59.42%		Very Much
2	2.90%		Do Not Know
69	Respondents		

Q69. To what extent do you think your OVERALL college education contributed to your knowledge, skills, and personal development in each of the following areas related to Scientific Reasoning? - Formulate a hypothesis

Count	Percent		
1	1.45%		Not at All
5	7.25%		Very Little
18	26.09%		Somewhat
43	62.32%		Very Much
2	2.90%		Do Not Know
69	Respondents		

Q70. To what extent do you think your OVERALL college education contributed to your knowledge, skills, and personal development in each of the following areas related to Scientific Reasoning? - Use the appropriate tools and techniques for collecting, analyzing, and evaluating data

Count	Percent		
2	2.90%		Not at All
3	4.35%		Very Little
22	31.88%		Somewhat
40	57.97%		Very Much
2	2.90%		Do Not Know
69	Respondents		

Q71. To what extent do you think your OVERALL college education contributed to your knowledge, skills, and personal development in each of the following areas related to Scientific Reasoning? - Apply the statistical methods and mathematical principles by which hypotheses are tested

Count	Percent		
1	1.45%		Not at All
7	10.14%		Very Little
17	24.64%		Somewhat
42	60.87%		Very Much
2	2.90%		Do Not Know
69 Respondents			

Q72. To what extent do you think your OVERALL college education contributed to your knowledge, skills, and personal development in each of the following areas related to Scientific Reasoning? - Effectively communicate the results of scientific investigations in an appropriate format

Count	Percent		
2	2.90%		Not at All
6	8.70%		Very Little
16	23.19%		Somewhat
41	59.42%		Very Much
4	5.80%		Do Not Know
69 Respondents			

Q73. To what extent do you think your OVERALL college education contributed to your knowledge, skills, and personal development in each of the following areas related to Scientific Reasoning? - Recognize the ethical implications of research on society

Count	Percent		
0	0.00%		Not at All
6	8.70%		Very Little
13	18.84%		Somewhat
49	71.01%		Very Much
1	1.45%		Do Not Know
69 Respondents			

Q74. To what extent do you think your OVERALL college education contributed to your knowledge, skills, and personal development in each of the following areas related to Artistic Expression and Critique? - Critique forms of artistic expression in visual arts, music, dance, literature or theater using universal standards of excellence appropriate for that form of artistic expression

Count	Percent		
13	19.12%		Not at All
5	7.35%		Very Little
16	23.53%		Somewhat
32	47.06%		Very Much
2	2.94%		Do Not Know
68 Respondents			

Q75. To what extent do you think your OVERALL college education contributed to your knowledge, skills, and personal development in each of the following areas related to Artistic Expression and Critique? - Create or develop a work in the visual arts, music, dance, poetry, or theater, which expresses an original idea, theory, and/or aesthetic value

Count	Percent		
15	22.06%		Not at All
11	16.18%		Very Little
13	19.12%		Somewhat
26	38.24%		Very Much
3	4.41%		Do Not Know
68	Respondents		

Q76. To what extent do you think your OVERALL college education contributed to your knowledge, skills, and personal development in each of the following areas related to Artistic Expression and Critique? - Communicate artistic/aesthetic values to an audience through the performance of music, dance, poetry, or theater productions

Count	Percent		
18	26.47%		Not at All
9	13.24%		Very Little
12	17.65%		Somewhat
26	38.24%		Very Much
3	4.41%		Do Not Know
68	Respondents		

Q77. To what extent do you think your OVERALL college education contributed to your knowledge, skills, and personal development in each of the following areas related to the Healthy Development of the Whole Person? - Define health to encompass physical, mental, emotional, social, and spiritual well-being

Count	Percent		
3	4.41%		Not at All
2	2.94%		Very Little
17	25.00%		Somewhat
46	67.65%		Very Much
0	0.00%		Do Not Know
68	Respondents		

Q78. To what extent do you think your OVERALL college education contributed to your knowledge, skills, and personal development in each of the following areas related to the Healthy Development of the Whole Person? - Understand the relationship between health and intentional choices in nutrition, physical activity, rest and leisure activities, social support, safe environments, and lifelong education

Count	Percent		
2	2.94%		Not at All
4	5.88%		Very Little
17	25.00%		Somewhat
45	66.18%		Very Much
0	0.00%		Do Not Know
68	Respondents		


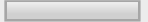
















Q79. To what extent do you think your OVERALL college education contributed to your knowledge, skills, and personal development in each of the following areas related to the Healthy Development of the Whole Person? - Communicate or teach the values of healthy life choices to others

Count	Percent		
2	2.94%		Not at All
3	4.41%		Very Little
17	25.00%		Somewhat
46	67.65%		Very Much
0	0.00%		Do Not Know
68 Respondents			

Q80. To what extent do you think your OVERALL college education contributed to your knowledge, skills, and personal development in each of the following areas related to the Healthy Development of the Whole Person? - Identify the influence of developmental theories and various cultures on perceptions and expectations of healthy development

Count	Percent		
4	5.88%		Not at All
4	5.88%		Very Little
24	35.29%		Somewhat
36	52.94%		Very Much
0	0.00%		Do Not Know
68 Respondents			

Q81. Please list what you believe are 2-3 strengths of your ESU education.

Count	Percent		
61	100.00%		
Count	Percent		
1	1.64%		1) Employers are familiar with the institution 2) It was affordable
1	1.64%		1. being away from home and independent 2.a completely new and different environment than ever before 3. meeting people from different places
1	1.64%		1. I feel that I am definitely ready to succeed in a career of my choosing (grad school, first) 2,ESU offered me so many opportunities to get involved and make a difference.
1	1.64%		1. I was able to get one on one help from faculty 2. I was given the opportunity to work on a research team
1	1.64%		1. Statistical strengths 2. Diversity awareness
1	1.64%		1. The professors are strongly involved with providing the best possible education for their students. 2. The opportunities provided between each department allows students to take on new challenges.
1	1.64%		1. The various groups you can join at ESU. 2. Relationship with professors
1	1.64%		Ability to think an react quickly
1	1.64%		academically, learning to express myself better, deal better with presenting in classes
1	1.64%		accredited program, committed professors, sorority involvement
1	1.64%		an accredited exercise science program, a basic knowledge with gen eds
1	1.64%		Application of material to real world examples. Understanding of what I am taught, and enjoying the material.
1	1.64%		Bachelor's degree in biology, affordable and reasonable
1	1.64%		Being able to learn how to analyze a situation and be able to find a solution to the issue. Learning how to become a more outspoken person.
1	1.64%		certain professors in the athletic training department and sports psychology minor
1	1.64%		Clubs Location
1	1.64%		Comm and English departments have some of the most dedicated, passionate faculty members.


1	1.64%	<input type="checkbox"/>	Communicate effectively
1	1.64%	<input type="checkbox"/>	communication and organization
1	1.64%	<input type="checkbox"/>	Critical thinking, Ability to make relevant connections
1	1.64%	<input type="checkbox"/>	Determination, Creativity
1	1.64%	<input type="checkbox"/>	diversity, affordability
1	1.64%	<input type="checkbox"/>	Faculty Affordability
1	1.64%	<input type="checkbox"/>	Faculty, cost
1	1.64%	<input type="checkbox"/>	Good business program, knowledgeable professors
1	1.64%	<input type="checkbox"/>	Great professors, awesome classes
1	1.64%	<input type="checkbox"/>	growth as a person; growth in my career
1	1.64%	<input type="checkbox"/>	Hands on practice Ability to understand information confidently
1	1.64%	<input type="checkbox"/>	having the opportunity to work one-on-one with a faculty member; participation in the honors program; the ability to customize my education with certificate programs
1	1.64%	<input type="checkbox"/>	I am able to use my knowledge in a practical setting.
1	1.64%	<input type="checkbox"/>	I can only think of one strength, and that is small class sizes.
1	1.64%	<input type="checkbox"/>	I had hand on experiences in my classes with my field of study and I was able to obtain an internship that increased my skill set
1	1.64%	<input type="checkbox"/>	I have a diverse and well rounded education. I have conducted a senior research thesis.
1	1.64%	<input type="checkbox"/>	I learned to become much more outgoing and confident with my abilities.
1	1.64%	<input type="checkbox"/>	i paid less for the education
1	1.64%	<input type="checkbox"/>	Incredible professors in the field of Exercise Science. very welcoming
1	1.64%	<input type="checkbox"/>	it was free
1	1.64%	<input type="checkbox"/>	My ability to communicate in front of a large group of people and understand how people view the society we live in now.
1	1.64%	<input type="checkbox"/>	my communication skills have increased tremendously. and my knowledge to speak a foreign language fluently.
1	1.64%	<input type="checkbox"/>	My ESU education provided me with the tools to read and understand scientific research. It also taught me the importance of self sufficiency and time management.
1	1.64%	<input type="checkbox"/>	My great teachers, the activities provided to meet new individuals.
1	1.64%		My professors cared and helped push me to be who I am today. I am proud of my degree and certificate that I earned
1	1.64%	<input type="checkbox"/>	-My research -Being taught by such brilliant professors
1	1.64%	<input type="checkbox"/>	Opportunities Education
1	1.64%	<input type="checkbox"/>	Personal and engaged teaching, Patient Professors.
1	1.64%	<input type="checkbox"/>	Political Science and History Professors, Greek atmosphere.
1	1.64%	<input type="checkbox"/>	Professors are very skilled in their fields and have had outstanding careers
1	1.64%	<input type="checkbox"/>	Professors, class availability, cost
1	1.64%	<input type="checkbox"/>	Quality education, knowledge in my field, confidence instilled in me that I can succeed
1	1.64%	<input type="checkbox"/>	small class sizes and a diversity community
1	1.64%	<input type="checkbox"/>	Small class sizes and qualified professors.
1	1.64%	<input type="checkbox"/>	Small class sizes Individualization and personalization with students. Diversity of students and faculty who give everything to their education.
1	1.64%	<input type="checkbox"/>	Small class sizes, advising staff, internship/field experience
1	1.64%	<input type="checkbox"/>	small class sizes, professors who are willing and happy to work with you and a good tutoring center
1	1.64%	<input type="checkbox"/>	Small classes allow for more questions, great staff, esu is reputable
1	1.64%	<input type="checkbox"/>	small classes sizes
1	1.64%	<input type="checkbox"/>	Strong networking skills.

1	1.64%	<input type="text"/>	Study habits, organization, and preparation.
1	1.64%	<input type="text"/>	The professors The resource available
1	1.64%	<input type="text"/>	the strengths of my education are within the field of Critical Analysis within review of Scholarly Journals. I am also sufficient in being able to produce a research study from start to finish using original data.
1	1.64%	<input type="text"/>	The welcoming community and support of the faculty.

61 Respondents

Q82. Please share an additional impressions or opinions you have regarding ESU.

Count Percent

40 100.00% 

Count	Percent		
1	2.50%	<input type="text"/>	College shouldn't be a business, but a place of learning and advancement. We can't forget that.
1	2.50%	<input type="text"/>	ESU is a culture of its own, and i wouldn't have wanted to go anywhere else.
1	2.50%	<input type="text"/>	Esu needs to remember the commuters as well.
1	2.50%	<input type="text"/>	ESU tries very hard to keep its students involved in social activities and unifying activities, but treats its students like children when regarding serious things such as the strike.
1	2.50%	<input type="text"/>	ESU was the perfect school for me to attend. Mostly, I absolutely adored my major, Social Work.
1	2.50%	<input type="text"/>	ESU's STEM programs are severely underestimated. The professors are excellent and put so much time and effort into getting to know their students and making sure that they are successful. They deserve more recognition for everything that they do!
1	2.50%	<input type="text"/>	feels like home
1	2.50%	<input type="text"/>	friendly staff and faculty
1	2.50%	<input type="text"/>	great faculty
1	2.50%	<input type="text"/>	Great school.
1	2.50%	<input type="text"/>	I am only at ESU because this is the only school I received an acceptance letter from
1	2.50%	<input type="text"/>	I believe ESU is an excellent University which promotes diversity, and opening up the dreams of underrepresented demographics in a college community.
1	2.50%	<input type="text"/>	I believed I went to a very diverse high school and I loved it. But ESU was extremely more diverse and it helped me learn so much about other students.
1	2.50%	<input type="text"/>	I just want this Starbuck giftcard
1	2.50%	<input type="text"/>	I loved every moment of ESU; I was given more opportunities than I could imagine, which allowed me to obtain a career straight out of school. Upon applying to ESU, I was warned that the enrollment center was horrendous. Through my experience, I could fully agree. Each semester, I had issues, where my bill was always incorrect.
1	2.50%	<input type="text"/>	I really do believe it is a great school, however, the way the sciences are neglected makes me want to tell others not to come to this school. Why build this beautiful building and not give it the respect it deserves. Scientific research is limited due to lack of equipment and resources.
1	2.50%	<input type="text"/>	I think that ESU can provide better care with students in regards to professors. I had a great experience with the professors in the History department, but I have experienced and heard from other students that some professors seemed to careless about our education, and just cared about getting paid which really hurts the university in my opinion.
1	2.50%	<input type="text"/>	I think we should have renovation in the Arts Building. We have gotten so much new technology, and we need better rooms suited for these courses.
1	2.50%	<input type="text"/>	I wish all the new stuff being built I would be around for.
1	2.50%	<input type="text"/>	I wish the education department was more organized.
1	2.50%	<input type="text"/>	i wish they had professional tutoring
1	2.50%	<input type="text"/>	It's a great school with a diverse group of people
1	2.50%	<input type="text"/>	It's my own little snowglobe
1	2.50%	<input type="text"/>	Large campus, lots of space, opportunities, friendly staff

1	2.50%	<input type="checkbox"/>	Many alumni have given me the advice to not return to ESU for any graduate courses as they were unsatisfied and I agree. The reputation of ESU has declined and the opinion of graduates has suffered in return especially compared to competing local graduates in similar majors as myself. I did not have a good experience and when I attempted to transfer it took exceedingly long to acquire my transcripts and I was unable to transfer based on how ESU sets up their courses which are exceedingly different than other colleges in the state. The curriculum sets you up to fail and stay for an extra semester unless you take multiple summer/winter courses. There is not sufficient parking on campus for a school that has a great commuter population. For being a dry campus there is excessive drinking which results in vomit being many places around the campus that does not get cleaned up and I have to walk around to get to classes. I have had to teach myself and reach out to tutors off campus that are part of another university in order learn concepts.
1	2.50%	<input type="checkbox"/>	Mixed. I came here for the wrong reasons, but ended up having a great experience regardless.
2	5.00%	<input type="checkbox"/>	n/a
1	2.50%	<input type="checkbox"/>	N/A
1	2.50%	<input type="checkbox"/>	nice place to go to school
1	2.50%	<input type="checkbox"/>	none
1	2.50%	<input type="checkbox"/>	Okay
1	2.50%	<input type="checkbox"/>	Really liked frequency and availability of teacher-student interactions
1	2.50%	<input type="checkbox"/>	Students are top priority which it should always stay that way
1	2.50%	<input type="checkbox"/>	the cafeteria is terrible. the housing is too expensive. still the best 4 years of my life
1	2.50%	<input type="checkbox"/>	The psychology department and program is the most beneficial program I have seen in the NJ/PA area.
1	2.50%	<input type="checkbox"/>	This place has changed my life for the better. I found my path, and what I am good at.
1	2.50%	<input type="checkbox"/>	very good
1	2.50%	<input type="checkbox"/>	Very good university, great programs, but I don't understand why all of the sudden diversity is being shoved down our throats
1	2.50%	<input type="checkbox"/>	Very happy I came here.

40 Respondents

Q83. What is MOST LIKELY to be your PRINCIPAL activity upon graduation? (Select up to two below).

Count	Respondent %	Response %		
41	61.19%	41.41%	<input checked="" type="checkbox"/>	Employment, full-time paid
10	14.93%	10.10%	<input type="checkbox"/>	Employment, part-time paid
28	41.79%	28.28%	<input checked="" type="checkbox"/>	Graduate or professional school, full-time
8	11.94%	8.08%	<input type="checkbox"/>	Graduate or professional school, part-time
0	0.00%	0.00%	<input type="checkbox"/>	Additional undergraduate coursework
4	5.97%	4.04%	<input type="checkbox"/>	Military service
2	2.99%	2.02%	<input type="checkbox"/>	Volunteer activity (e.g., Peace Corps)
3	4.48%	3.03%	<input type="checkbox"/>	Starting or raising a family
3	4.48%	3.03%	<input type="checkbox"/>	Other

Count	Percent		
1	33.33%	<input checked="" type="checkbox"/>	Looking for a full-time job
1	33.33%	<input checked="" type="checkbox"/>	Travelling

67 Respondents

99 Responses

Q84. Please describe your post-graduation employment situation.

Count	Respondent %	Response %	
34	97.14%	28.57%	<input checked="" type="checkbox"/> Organization:

Count	Percent		
1	2.94%		Active Duty Army
1	2.94%		Allentown Women's Center
1	2.94%		Amazon Fulfillment Center
1	2.94%		Aramark
1	2.94%		Atlantic Health System
1	2.94%		Belmar Police Department
1	2.94%		Books-A-Million
1	2.94%		Children's Hospital of Philadelphia
1	2.94%		CrossFit Generation
1	2.94%		Frozen Ropes
1	2.94%		Grad School
1	2.94%		Harmony Animal Hospital
1	2.94%		Healthcare
1	2.94%		Kalahari Resorts
1	2.94%		Meehan for Congress
4	11.76%		n/a
1	2.94%		none at this time
1	2.94%		Northampton County
1	2.94%		PAAC
1	2.94%		Panera Bread
1	2.94%		Salisbury Behavioral Health
1	2.94%		Sanofi Pasteur
1	2.94%		Sesame Place
1	2.94%		Shady Grove Fertility
1	2.94%		St. Luke's University Hospital
1	2.94%		Step by Step
1	2.94%		Sweet Creams
1	2.94%		Target
1	2.94%		U.S. Army
1	2.94%		United States Air Force
1	2.94%		Wawa

31 88.57% 26.05% Job Title:

Count	Percent		
1	3.23%		2LT
1	3.23%		2nd LT
1	3.23%		Assistant fundraising coordinator
1	3.23%		Assistant Manager
1	3.23%		Assistant Supervisor
1	3.23%		Associate Trainer
1	3.23%		Banquet Sever
1	3.23%		Camp Director
1	3.23%		Cardiac Cath lab technologist
1	3.23%		Catering supervisor

1	3.23%	<input type="text"/>	CNA
1	3.23%	<input type="text"/>	Customer Service Associate
1	3.23%	<input type="text"/>	front desk associate
1	3.23%	<input type="text"/>	Hardlines/sales
1	3.23%	<input type="text"/>	Industrial Operations Associate
1	3.23%	<input type="text"/>	Lab Assistant
1	3.23%	<input type="text"/>	n.a
1	3.23%	<input type="text"/>	n/a
1	3.23%	<input type="text"/>	none at this time
1	3.23%	<input type="text"/>	Personal and group training
1	3.23%	<input type="text"/>	Police Officer
1	3.23%	<input type="text"/>	RBT
1	3.23%	<input type="text"/>	Receiving Associate
1	3.23%	<input type="text"/>	Rehab Aide
1	3.23%	<input type="text"/>	Research Assistant
1	3.23%	<input type="text"/>	RF Transmission Technician
1	3.23%	<input type="text"/>	Student
1	3.23%	<input type="text"/>	Teacher
1	3.23%	<input type="text"/>	Trans Health Advocate
1	3.23%	<input type="text"/>	Veterinary technician
1	3.23%	<input type="text"/>	Waitress

26 74.29% 21.85% Salary:

Count	Percent	<input type="text"/>	
1	3.85%	<input type="text"/>	\$10.40/hr
1	3.85%	<input type="text"/>	\$10/hour
1	3.85%	<input type="text"/>	\$14 an hr
1	3.85%	<input type="text"/>	\$15/Hour
1	3.85%	<input type="text"/>	\$15/hr
1	3.85%	<input type="text"/>	\$35,000
1	3.85%	<input type="text"/>	\$36,000
1	3.85%	<input type="text"/>	?
1	3.85%	<input type="text"/>	0
1	3.85%	<input type="text"/>	10
3	11.54%	<input type="text"/>	10.00
1	3.85%	<input type="text"/>	12.00
1	3.85%	<input type="text"/>	14
1	3.85%	<input type="text"/>	14.00
1	3.85%	<input type="text"/>	16,000
1	3.85%	<input type="text"/>	16.00
1	3.85%	<input type="text"/>	35,000
1	3.85%	<input type="text"/>	60,000
1	3.85%	<input type="text"/>	65,000/year
1	3.85%	<input type="text"/>	commission
1	3.85%	<input type="text"/>	n.a

1	3.85%		n/a
1	3.85%		N/A
1	3.85%		tbt

28 80.00% 23.53% How long have you held this position?

Count	Percent		
1	3.57%		0
1	3.57%		0 years
2	7.14%		1 year
1	3.57%		19 years
2	7.14%		2 years
2	7.14%		2 years and a half
2	7.14%		3 years
1	3.57%		4 months
2	7.14%		4 years
1	3.57%		6 months
1	3.57%		7 years
1	3.57%		almost a year
1	3.57%		been in the military straight after high school
1	3.57%		I have not started yet
1	3.57%		I haven't - first time
1	3.57%		July 2017
1	3.57%		Just received it
1	3.57%		Just started
1	3.57%		less than a year
2	7.14%		n/a
1	3.57%		N/A
1	3.57%		One year

35 Respondents

119 Responses



Q85. Would you say your current job is related to the primary major you indicated previously?

Count	Percent		
10	21.28%		Yes, it is directly related to my major
13	27.66%		Yes, it is slightly or indirectly related to my major
15	31.91%		No, my current job is not related to my major
9	19.15%		I am not currently employed

47 Respondents

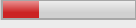
Q86. Please select the statement that best matches your plans to further your education:

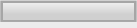


















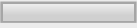







Count	Percent		
13	36.11%		I have already been accepted into graduate or professional school.
8	22.22%		I have already applied to graduate or professional school, though I have not yet been accepted.
10	27.78%		I anticipate applying to graduate or professional school within the next year.
3	8.33%		I anticipate applying to graduate or professional school within the next five years.
2	5.56%		Other


Count	Percent		
1	50.00%		applied and awaiting a response from the school
1	50.00%		Have already been accepted to more than one graduate program, have not decided where to go







36 Respondents

Q87. Program #1

Count	Respondent %	Response %		Institution Name
34	100.00%	34.34%		

Count	Percent		
2	5.88%		Arcadia university
1	2.94%		Ball State University
1	2.94%		Drexel
1	2.94%		Duquesne University
1	2.94%		Duquesne University of Law
5	14.71%		East Stroudsburg University
1	2.94%		Holy Family University
1	2.94%		Idk
1	2.94%		Indiana University of PA
1	2.94%		Marshall University
2	5.88%		Marywood University
1	2.94%		Mercy College
1	2.94%		Millersville University
1	2.94%		NYU
1	2.94%		Ohio State University
1	2.94%		Old Dominion University
1	2.94%		Pennsylvania College of Health Sciences
1	2.94%		Plymouth State Univeristy
1	2.94%		Suny Downstate
1	2.94%		Thomas Jefferson University
1	2.94%		UC Davis
1	2.94%		University of Kent
1	2.94%		University of New England
1	2.94%		University of Saint Augustine
2	5.88%		West Chester University
1	2.94%		Widener University
1	2.94%		Wingate University

33 97.06% 33.33%  Program/Field

Count	Percent		
1	3.03%		Applied Nutrition
1	3.03%		Asian Studies
2	6.06%		Athletic Training
1	3.03%		Biology
1	3.03%		Clinical Exercise Physiology
1	3.03%		Clinical Psychology

1	3.03%		Comm - Rhetoric and Philosophy
1	3.03%		Doctorate of Physical Therapy
1	3.03%		Genetic Counseling
1	3.03%		Genetics
1	3.03%		Healthcare Administration
1	3.03%		International Law
1	3.03%		Law
1	3.03%		Management and Leadership in Organizational Behavior
1	3.03%		Nursing
1	3.03%		Physical therapy
4	12.12%		Physical Therapy
1	3.03%		Physician assistant
1	3.03%		Public Administration
2	6.06%		Public Health
1	3.03%		School Psychology
1	3.03%		Secondary Education
1	3.03%		Social Psychology
3	9.09%		Social Work
1	3.03%		Speech-Language Pathology
1	3.03%		Veterinary Medicine

32 94.12% 32.32% Degree (Certificate, M.A., M.S., M.B.A., M.P.A., M.D., Ph.D., etc.)


Count	Percent		
1	3.13%		B.S
5	15.63%		DPT
1	3.13%		DVM
1	3.13%		Juris Doctorate
1	3.13%		LL.M.
1	3.13%		M.A
1	3.13%		M.A.
1	3.13%		M.P.A
1	3.13%		M.S
8	25.00%		M.S.
1	3.13%		M.S.W
1	3.13%		Masters
1	3.13%		MPH
3	9.38%		MS
2	6.25%		MSW
1	3.13%		Ph.D.
1	3.13%		Ph.D.
1	3.13%		Psy.D

34 Respondents


99 Responses

Q88. Program #2

Count	Respondent %	Response %
-------	--------------	------------

14 100.00% 35.90%  Institution Name

Count	Percent		Institution Name
1	7.14%		Duquesne university
1	7.14%		Adelphi University
1	7.14%		Alvernia University
1	7.14%		ESU
1	7.14%		Idk
1	7.14%		Lehigh
1	7.14%		Lehigh Carbon Colleg
1	7.14%		North Carolina State
1	7.14%		Rocky Mountain University of Health Professions
1	7.14%		Suny Downstate
1	7.14%		Temple University
1	7.14%		University of Pennsylvania
1	7.14%		University of Texas Rio Grande Valley
1	7.14%		West Virginia University College of Law

13 92.86% 33.33%  Program/Field

Count	Percent		Program/Field
1	7.69%		Clinical Psychology
1	7.69%		Comm
1	7.69%		Doctorate of Physical Therapy
1	7.69%		Experimental Psychology
1	7.69%		Genetics
1	7.69%		Law
1	7.69%		Occupational Therapy
1	7.69%		Photography
1	7.69%		Physical Therapy
1	7.69%		Physician assistant
1	7.69%		School Psychology
1	7.69%		Social Work
1	7.69%		Veterinary medicine

12 85.71% 30.77%  Degree (Certificate, M.A., M.S., M.B.A., M.P.A., M.D., Ph.D., etc.)

Count	Percent		Degree (Certificate, M.A., M.S., M.B.A., M.P.A., M.D., Ph.D., etc.)
1	8.33%		DPT
1	8.33%		Juris Doctorate
1	8.33%		M.A.
3	25.00%		M.S.
2	16.67%		MS
1	8.33%		MSW
1	8.33%		Ph. D.
1	8.33%		Psy.D
1	8.33%		VMD

14 Respondents

39 Responses

Q89. Program #3


Count	Respondent %	Response %		
10	100.00%	37.04%		Institution Name
Count	Percent			
1	10.00%			Delaware Law
1	10.00%			East Stroudsburg University
1	10.00%			Idk
1	10.00%			Immaculata
1	10.00%			Kutztown University
1	10.00%			Pacific University
1	10.00%			Seton Hill
1	10.00%			University of South Florida
1	10.00%			Washington State University
1	10.00%			York College CUNY
9	90.00%	33.33%		Program/Field
Count	Percent			
1	11.11%			Clinical Ex Phys
1	11.11%			Clinical Psychology
1	11.11%			Communicative Design
1	11.11%			Doctorate of Physical Therapy
1	11.11%			Experimental Psychology
1	11.11%			Law
1	11.11%			Occupational Therapy
1	11.11%			Physician assistant
1	11.11%			Veterinary medicine
8	80.00%	29.63%		Degree (Certificate, M.A., M.S., M.B.A., M.P.A., M.D., Ph.D., etc.)
Count	Percent			
1	12.50%			B.S./M.S.
1	12.50%			DVM
1	12.50%			J.D.
2	25.00%			M.S.
1	12.50%			MS
1	12.50%			Ph.D.
1	12.50%			Psy.D
10	Respondents			
27	Responses			








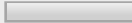











Q90. Have you used the ESU Career Development Center as a resource for your career or graduate school planning and/or preparation?


Count	Percent		
27	40.30%		Yes
40	59.70%		No
67	Respondents		


Q91. Please choose from among the following options that apply to you, and describe your experience(s) with the Career Development Center.


Count	Percent




22 81.48%  My overall experiences with the Career Development Center were positive. Here is an example of my experiences:

Count	Percent		
1	4.55%		Being able to help create a proper resume.
1	4.55%		Better resume, and LinkedIn
1	4.55%		Got my resume reviewed.
1	4.55%		Had a representative speak with my Portfolio in Art class, where I took my resume and professional status more seriously.
1	4.55%		Helped build my resume for career opportunities
1	4.55%		Helped me create and perfect my professional resume
1	4.55%		I could not make it to the walk in sessions because of my student teaching schedule so they worked with me to review my resume and cover letter that I was sending out to possible future employers. They were very nice, accommodating, insightful, and helpful with what I needed.
1	4.55%		looked over resume and cover letter
1	4.55%		Loved the etiquette dinners and Elevator Pitch competition.
1	4.55%		Melinda was fantastic! She really helped me get interview ready for an internship I was applying to.
1	4.55%		My resume that they helped me write was so well written that my interviewer said it the minute I sat down.
1	4.55%		resume help
1	4.55%		Student worker there. it was an extremely enjoyable job and a positive experience for my future.
1	4.55%		they helped me build my resume
1	4.55%		They helped me rewrite my resume
1	4.55%		They helped me with my resume and my cover letter. They also gave me interview tips.
1	4.55%		They were able to work with my busy schedule
1	4.55%		They were always available to answer any questions regarding career options.
1	4.55%		They were very friendly and supportive of my professional development. I think that they do a wonderful job and it helps to know that there is a place to go for help when stressing about what to do next after graduation.

1 3.70%  My overall experiences with the Career Development Center were negative. Here is an example of my experiences:





Count	Percent		
1	100.00%		I was not helped and was constantly passed from one person to another with a lack of communication and interest as ESU does not have the program I desired.

4 14.81%  My overall experiences with the Career Development Center were neither positive nor negative. Here is an example of my experiences:

Count	Percent		
1	25.00%		Resume help
1	25.00%		they helped but I still had to figure some things out on my own
1	25.00%		Thye didn't tell me anything i didn't already know

27 Respondents

Q92. Why did you choose NOT to use the Career Development Center?

Count	Percent		
3	7.50%		I was unaware the Career Development Center existed
9	22.50%		I had no time to visit the Career Development Center
8	20.00%		I felt I did not need to use the Career Development Center
9	22.50%		I was planning to visit, but I never got around to it

2	5.00%	<input type="checkbox"/>	I didn't think the services they offered would be helpful
8	20.00%	<input checked="" type="checkbox"/>	I got career advice elsewhere, such as from a major professor
1	2.50%	<input type="checkbox"/>	Other
Count		Percent	
1	100.00%	<input checked="" type="checkbox"/>	n/a
40 Respondents			

Q93. Please provide up to 3 suggestions to improve ESU's Career Development Center.

Count	Respondent %	Response %	
34	100.00%	45.33%	<input checked="" type="checkbox"/> Suggestion 1
Count		Percent	
1	2.94%	<input type="checkbox"/>	Announce the benefits for students
1	2.94%	<input type="checkbox"/>	Assist all majors
2	5.88%	<input type="checkbox"/>	Be more known
1	2.94%	<input type="checkbox"/>	better advertisement
1	2.94%	<input type="checkbox"/>	Better advertisement
1	2.94%	<input type="checkbox"/>	dont know
1	2.94%	<input type="checkbox"/>	Easier to use
1	2.94%	<input type="checkbox"/>	Educate more about the different field in majors
1	2.94%	<input type="checkbox"/>	Extend walk in hours or make them a till around 4 so people like me can walk in also
1	2.94%	<input type="checkbox"/>	Have more walk in times
1	2.94%	<input type="checkbox"/>	Increased online presence
1	2.94%	<input type="checkbox"/>	make everyone go through senior seminar
1	2.94%	<input type="checkbox"/>	Make it more known that it is happening
1	2.94%	<input type="checkbox"/>	More advertisement
1	2.94%	<input type="checkbox"/>	More Advertisement about it
1	2.94%	<input type="checkbox"/>	More advertising for students who don't know about it
2	5.88%	<input type="checkbox"/>	More awareness
1	2.94%	<input type="checkbox"/>	More class presentations
1	2.94%	<input type="checkbox"/>	More etiquette dinners!
1	2.94%	<input type="checkbox"/>	More faculty
1	2.94%	<input type="checkbox"/>	More listings of jobs within a particular radius
1	2.94%	<input type="checkbox"/>	More programs on campus
1	2.94%	<input type="checkbox"/>	more publicity
3	8.82%	<input type="checkbox"/>	n/a
1	2.94%	<input type="checkbox"/>	N/a
1	2.94%	<input type="checkbox"/>	N/A
1	2.94%	<input type="checkbox"/>	never been there, wouldnt know
1	2.94%	<input type="checkbox"/>	Physical associates to help in job searches
1	2.94%	<input type="checkbox"/>	Reach out individually to seniors
1	2.94%	<input type="checkbox"/>	respond timely to emails
22	64.71%	29.33%	<input checked="" type="checkbox"/> Suggestion 2
Count		Percent	
1	4.55%	<input type="checkbox"/>	"Early intervention"
		<input type="checkbox"/>	

1	4.55%	<input type="checkbox"/>	Advertise more
1	4.55%	<input type="checkbox"/>	Be in a good spot, I have no idea where it is
1	4.55%	<input type="checkbox"/>	better availability
1	4.55%	<input type="checkbox"/>	Criminal Justice
1	4.55%	<input type="checkbox"/>	dont know
1	4.55%	<input type="checkbox"/>	Know that there's not just one kind of resume
1	4.55%	<input type="checkbox"/>	less telling and more showing
1	4.55%	<input type="checkbox"/>	Make Career Development related activities more accessible.
1	4.55%	<input type="checkbox"/>	Monthly newsletters with job postings and possible graduate schools
1	4.55%	<input type="checkbox"/>	More branches of the development center
1	4.55%	<input type="checkbox"/>	More contests like the Elevator Pitch competition!
1	4.55%	<input type="checkbox"/>	More events to promote it
1	4.55%	<input type="checkbox"/>	More staff
3	13.64%	<input type="checkbox"/>	n/a
1	4.55%	<input type="checkbox"/>	N/a
1	4.55%	<input type="checkbox"/>	N/A
1	4.55%	<input type="checkbox"/>	nicer staff
1	4.55%	<input type="checkbox"/>	none
1	4.55%	<input type="checkbox"/>	publicity

19 55.88% 25.33% Suggestion 3

Count	Percent		
1	5.26%	<input type="checkbox"/>	accept walk ins ALWAYS
1	5.26%	<input type="checkbox"/>	Accommodate commuter students.
1	5.26%	<input type="checkbox"/>	Bringing in more companies
1	5.26%	<input type="checkbox"/>	dont know
1	5.26%	<input type="checkbox"/>	Incentives for going to development center
1	5.26%	<input type="checkbox"/>	More chances to take trips to certain areas of the Poconos to explore career opportunities.
1	5.26%	<input type="checkbox"/>	More events
1	5.26%	<input type="checkbox"/>	More events in union where people are
3	15.79%	<input type="checkbox"/>	n/a
1	5.26%	<input type="checkbox"/>	N/a
1	5.26%	<input type="checkbox"/>	N/A
1	5.26%	<input type="checkbox"/>	none
1	5.26%	<input type="checkbox"/>	Pay visits to classrooms to educate students about the career center
1	5.26%	<input type="checkbox"/>	Reach out to students in Foreign Languages, for study abroad job/internships
1	5.26%	<input type="checkbox"/>	required 1 stop for students within 4 years of undergrad
1	5.26%	<input type="checkbox"/>	time
1	5.26%	<input type="checkbox"/>	Workshops for GRE Prep, Resume building and Key Tips for Successfully Completing Graduate School

34 Respondents

75 Responses

Q94. Person 1

Count	Respondent %	Response %	
60	96.77%	26.79%	<input type="checkbox"/> First Name


Count	Percent		
1	1.67%		Abdalla
1	1.67%		Adriana
1	1.67%		Andrew
2	3.33%		Bonnie
1	1.67%		Braden
1	1.67%		Brianne
1	1.67%		Carol
1	1.67%		Charles
1	1.67%		Christopher
1	1.67%		Clare
1	1.67%		Cornelia
1	1.67%		Daria
1	1.67%		Darlene
1	1.67%		Douglas
1	1.67%		Dr Terry
1	1.67%		Dr.
1	1.67%		Dr. Abdallah
1	1.67%		Dr. Darla
1	1.67%		Dr. Jennifer
1	1.67%		Dr. John
1	1.67%		Dr. Kim
1	1.67%		Dr. Kitchens Kintz
1	1.67%		Emily
1	1.67%		Gerard
1	1.67%		Irina
2	3.33%		Jan
1	1.67%		Jeffrey
1	1.67%		Joe
3	5.00%		John
1	1.67%		Joseph
1	1.67%		Kathy
1	1.67%		Keith
1	1.67%		Kelly
1	1.67%		Kimberly
1	1.67%		Larry
1	1.67%		Laura
1	1.67%		Marcia
1	1.67%		Maria
1	1.67%		Mary Ann
2	3.33%		Matt
1	1.67%		Matthew
1	1.67%		Michael
1	1.67%		Micheal













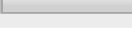







1	1.67%	<input type="checkbox"/>	Nancy
1	1.67%	<input type="checkbox"/>	Rachel
1	1.67%	<input type="checkbox"/>	Rob
2	3.33%	<input type="checkbox"/>	Robert
1	1.67%	<input type="checkbox"/>	Scott
1	1.67%	<input type="checkbox"/>	Shala
1	1.67%	<input type="checkbox"/>	Sheila
1	1.67%	<input type="checkbox"/>	Steve
1	1.67%	<input type="checkbox"/>	Tirzah
1	1.67%	<input type="checkbox"/>	Van
1	1.67%	<input type="checkbox"/>	william

61 98.39% 27.23% Last Name

Count	Percent		
1	1.64%	<input type="checkbox"/>	Adams
2	3.28%	<input type="checkbox"/>	Aldras
1	1.64%	<input type="checkbox"/>	Beck
1	1.64%	<input type="checkbox"/>	Boburka
1	1.64%	<input type="checkbox"/>	Boyer
1	1.64%	<input type="checkbox"/>	Brooks
1	1.64%	<input type="checkbox"/>	Chang
1	1.64%	<input type="checkbox"/>	Cohen
1	1.64%	<input type="checkbox"/>	Dalton
1	1.64%	<input type="checkbox"/>	Darno
2	3.28%	<input type="checkbox"/>	Davis
1	1.64%	<input type="checkbox"/>	Dietrich
1	1.64%	<input type="checkbox"/>	Distefano
1	1.64%	<input type="checkbox"/>	Dr. Whidden
1	1.64%	<input type="checkbox"/>	Eshun
1	1.64%	<input type="checkbox"/>	Farris Labar
1	1.64%	<input type="checkbox"/>	Gebert
1	1.64%	<input type="checkbox"/>	Globig
1	1.64%	<input type="checkbox"/>	Gray
2	3.28%	<input type="checkbox"/>	Green
1	1.64%	<input type="checkbox"/>	Handy
1	1.64%	<input type="checkbox"/>	Hotz
1	1.64%	<input type="checkbox"/>	Johnson
1	1.64%	<input type="checkbox"/>	Khusid
1	1.64%	<input type="checkbox"/>	Koch
3	4.92%	<input type="checkbox"/>	Kraybill-Greggo
1	1.64%	<input type="checkbox"/>	Lawson
1	1.64%	<input type="checkbox"/>	Lenhart
1	1.64%	<input type="checkbox"/>	Iofferdo
1	1.64%	<input type="checkbox"/>	Lugo
1	1.64%	<input type="checkbox"/>	Master

1	1.64%		McKay
3	4.92%		McKenzie
1	1.64%		Miller
2	3.28%		Miltenberger
1	1.64%		Nay
1	1.64%		Perine
1	1.64%		Pittaro
1	1.64%		Reidhead
1	1.64%		Rozea
1	1.64%		Sauers
1	1.64%		Sewell-Allen
1	1.64%		Shive
1	1.64%		Simmons
1	1.64%		Torres
1	1.64%		Vanic
1	1.64%		Warner
1	1.64%		Waters
1	1.64%		Weaber
1	1.64%		Welsh
1	1.64%		White
1	1.64%		Whitehead
1	1.64%		Wielebinski

61 98.39% 27.23%  Department

Count	Percent		
1	1.64%		alumni
1	1.64%		Alumni Engagement
1	1.64%		Athletic
1	1.64%		Athletic training
1	1.64%		Athletic Training
1	1.64%		Athletic Training Education/ Athletic Trainer
2	3.28%		Athletics
5	8.20%		Biology
1	1.64%		Biotechnology
3	4.92%		Business Management
1	1.64%		Career Development
1	1.64%		chemistry
1	1.64%		Chemistry
1	1.64%		Comm
2	3.28%		Communication
2	3.28%		Communications
1	1.64%		Criminal Justice
1	1.64%		Criminal Justice. Social Wrk, Sociology dept
1	1.64%		Education
2	3.28%		English

1	1.64%	<input type="checkbox"/>	Enrollment Services
1	1.64%	<input type="checkbox"/>	Exercise science
4	6.56%	<input type="checkbox"/>	Exercise Science
1	1.64%	<input type="checkbox"/>	Health Studies
1	1.64%	<input type="checkbox"/>	History
1	1.64%	<input type="checkbox"/>	HLTH
1	1.64%	<input type="checkbox"/>	Hotel restaurant and tourism management
1	1.64%	<input type="checkbox"/>	Nursing
1	1.64%	<input type="checkbox"/>	Office of Multicultural Affairs
1	1.64%	<input type="checkbox"/>	Physics
2	3.28%	<input type="checkbox"/>	Political Science
1	1.64%	<input type="checkbox"/>	President
1	1.64%	<input type="checkbox"/>	Professional and Secondary Education
6	9.84%	<input type="checkbox"/>	Psychology
3	4.92%	<input type="checkbox"/>	Residence Life and Housing
1	1.64%	<input type="checkbox"/>	SAA
2	3.28%	<input type="checkbox"/>	Social Work
1	1.64%	<input type="checkbox"/>	Sociology
1	1.64%	<input type="checkbox"/>	Sociology, Social Work, Criminal Justice

42 67.74% 18.75% Comments

Count	Percent		
1	2.38%	<input type="checkbox"/>	"Without having the opportunity to have Dr. Davis as my professor and mentor, my life would be completely different. I wouldn't be the student that I am today. She has helped me to realize that I can be a better student and person able to achieve any goals that I set for myself. Dr. Davis has unconditionally supported me as well as other students. She is never too busy for a question, or a pep talk. She is an excellent role model on balancing careers with family and life. She has taught me to never settle, or get complacent with thinking that you can't get better every single day. As a senior this year, it's going to be tough not only leaving Dr. Davis, but the entire Exercise Science department. I have come to think of all of them as family and I take great pride in knowing that I graduated from this prestigious program. They have created a collaborative and inclusive environment for all Exercise Science students, which has enabled all of us to succeed here at ESU. "Where Warriors Belong" wouldn't belong without the support/ impact of Dr. Davis on all of her students."
1	2.38%	<input type="checkbox"/>	Advocated for me and helped me acquire a fantastic internship setting, encouraged me to participate in the major as much as I possibly could, and helped me to graduate on time.
1	2.38%	<input type="checkbox"/>	amazing professor and athletic trainer. will stop anything to help any athlete and student.
1	2.38%	<input type="checkbox"/>	As my adviser he was very helpful and responded to my millions of questions quickly and efficiently. He kept me on the right path to graduate on time.
1	2.38%	<input type="checkbox"/>	Best advisor ever!!!!!!
1	2.38%	<input type="checkbox"/>	Bonnie was the main reason I did not transfer out of ESU because she helped me through a lot and gave me opportunities I never thought I'd have
1	2.38%	<input type="checkbox"/>	By far the most influential part of my undergraduate career and the primary reason I am going to graduate school.
1	2.38%	<input type="checkbox"/>	Dr. Brooks has been my mentor since I met him Sophomore year. He has pushed me to study abroad and to pursue my master's degree overseas.
1	2.38%	<input type="checkbox"/>	Dr. Hotz helped me to realize my potential when it comes to writing essays. I have a really hard time trying to convey what I am thinking when it comes to topics out of my interest. He guided me down a path of success during class and I feel much more confident about writing in general afterwards.
1	2.38%	<input type="checkbox"/>	Dr. KG was my academic advisor as well as professor for multiple classes I took over the past few years. He worked diligently to ensure I got the most out of the Social Work program and party because of him, I am graduating in a timely fashion. I will forever be grateful to have known him.
1	2.38%	<input type="checkbox"/>	Dr. Master made my ESU experience a memorable one. He is so passionate about what he

			does and it makes his students love the material too! I loved getting to know him!
1	2.38%	<input type="text"/>	Give her a raise!
1	2.38%	<input type="text"/>	Great professor!
1	2.38%	<input type="text"/>	Great professor, Great adviser, Very helpful throughout my 4 years of college
1	2.38%	<input type="text"/>	Great professor, helped me with finding gradschools with my program. She also edit my gradessays, and just in general gave me great advise. She is wonderful
1	2.38%	<input type="text"/>	great professor, who is willing to help and work with you for anything
1	2.38%	<input type="text"/>	He helped me figure out entrepreneurship is what I wanted to do and helped me figure out what business I wanted to start.
1	2.38%	<input type="text"/>	He helped me go through the capstone courses in history, and succeed in those courses. He also helped me develop as a writer, and develop as an adult. He was my favorite professor because of his enthusiasm in the classroom, and how he brought the material to life in every class.
1	2.38%	<input type="text"/>	Helped guide me in the right path with my major
1	2.38%	<input type="text"/>	I have worked for him for 4 years and it was the best experience I have ever had
1	2.38%	<input type="text"/>	I have worked under Larry Beck for the last three years, which has given me the opportunity to promote my knowledge in chemistry.
1	2.38%	<input type="text"/>	made me feel like I always had a place to go for any problem or exciting news. was my maternal home away from home
1	2.38%	<input type="text"/>	Most loving and caring person at ESU
1	2.38%	<input type="text"/>	motivating, inspirational, encouraging, intelligent, supportive, awesome
1	2.38%	<input type="text"/>	My academic adviser and professor.
1	2.38%	<input type="text"/>	Professor Cohen spent extra time outside of class and in her office hours to make sure that I always understood the material, even if she had to rush to do something else she would find a few moments to explain everything to me. She made sure that I was successful not only in her course but in all my courses. She also still keeps in contact with me after no longer having her class.
1	2.38%	<input type="text"/>	Professor I was an LCA for, helped guide me along the semester and was my employer
1	2.38%	<input type="text"/>	Rachel was my supervisor three semester as an RA and directly influenced my success here.
1	2.38%	<input type="text"/>	She has helped me through the whole nursing process. She was there when I just needed someone to talk to and when I needed someone to talk to when it was about nursing.
1	2.38%	<input type="text"/>	She is a great supervisor. Helpful to the ESU foundation. always willing to meet goals and help her student workers and students who call with anything.
1	2.38%	<input type="text"/>	She is a very helpful mentor and advisor. She is very knowledgeable in the area of American government, and has many connections politically on the local and federal level.
1	2.38%	<input type="text"/>	She is absolutely awesome and she has really helped me with all of my advising needs. She helped make sure that i would graduate on time and is just overall my favorite professor ever.
1	2.38%	<input type="text"/>	SHE IS THE BEST
1	2.38%	<input type="text"/>	she was fantastic as a professor and an advisor, i learned a lot through her and she guided me the whole way
1	2.38%	<input type="text"/>	she was instrumental in every single one of my four years here and she really helped to shape my future!!
1	2.38%	<input type="text"/>	She was the director of the career development center throughout my 3 years of employment there and she really cares about her student workers and their success.
1	2.38%	<input type="text"/>	She was the most supportive education professor I had. As a student teaching supervisor, she pushed me to grow and to be the educator she knew I could be.
1	2.38%	<input type="text"/>	The best professor I have encountered on this campus. He has helped shape my scientific skills and gave me the confidence I needed to apply myself at ESU.
1	2.38%	<input type="text"/>	The best, most attentive adviser.
1	2.38%	<input type="text"/>	Was a huge help when planning my courses and choosing to change tracks
1	2.38%	<input type="text"/>	Was a personal mentor of mine and i consider him a friend
1	2.38%	<input type="text"/>	worked my ass off

62 Respondents

224 Responses

Q95. Person 2

Count	Respondent %	Response %	First Name
47	94.00%	26.70%	 First Name

Count	Percent	First Name
1	2.13%	Jorge
1	2.13%	Al
1	2.13%	Andi
2	4.26%	Andrea
2	4.26%	Bonnie
1	2.13%	Christine
1	2.13%	Christopher
1	2.13%	Cory
1	2.13%	Cynthia
1	2.13%	Don
1	2.13%	Donna
1	2.13%	Douglas
3	6.38%	Dr.
1	2.13%	Dr. Bonnie
1	2.13%	Dr. Loffredo
1	2.13%	Dr. Marianne
1	2.13%	Dr. Tom
1	2.13%	Elizabeth
1	2.13%	Emily
1	2.13%	Ernest
1	2.13%	Herb
1	2.13%	Jenell
1	2.13%	Joshua
1	2.13%	Kathleen
1	2.13%	Kelly
1	2.13%	Kim
1	2.13%	Laurene
1	2.13%	Marie
1	2.13%	Maryann
1	2.13%	Matthew
1	2.13%	michelle
1	2.13%	Nicole
2	4.26%	Patricia
1	2.13%	paul
1	2.13%	Paul
1	2.13%	Rachel
1	2.13%	Shaila
1	2.13%	Sharon

1	2.13%	<input type="text"/>	Stacey
1	2.13%	<input type="text"/>	Tony
1	2.13%	<input type="text"/>	Wendy
1	2.13%	<input type="text"/>	Yue

49 98.00% 27.84% Last Name

Count	Percent		
1	2.04%	<input type="text"/>	Bartolli
1	2.04%	<input type="text"/>	Brecht
1	2.04%	<input type="text"/>	Brunkard
1	2.04%	<input type="text"/>	Burch
1	2.04%	<input type="text"/>	Butz
1	2.04%	<input type="text"/>	Chinnici
1	2.04%	<input type="text"/>	Clossey
1	2.04%	<input type="text"/>	creamer
1	2.04%	<input type="text"/>	Cutler
1	2.04%	<input type="text"/>	Davis
1	2.04%	<input type="text"/>	Deitrich
1	2.04%	<input type="text"/>	Dellipriscoli
1	2.04%	<input type="text"/>	Dietrich
1	2.04%	<input type="text"/>	DiStefano
1	2.04%	<input type="text"/>	Dr. LaDuke
1	2.04%	<input type="text"/>	Drago
1	2.04%	<input type="text"/>	Dudley
1	2.04%	<input type="text"/>	Fagan
1	2.04%	<input type="text"/>	Friedman
1	2.04%	<input type="text"/>	Gibbons
3	6.12%	<input type="text"/>	Green
1	2.04%	<input type="text"/>	Hamill
1	2.04%	<input type="text"/>	Hodge
1	2.04%	<input type="text"/>	jones-wilson
1	2.04%	<input type="text"/>	Kashner
1	2.04%	<input type="text"/>	Kennedy
1	2.04%	<input type="text"/>	Laduke
1	2.04%	<input type="text"/>	Lippert
1	2.04%	<input type="text"/>	Loomis
1	2.04%	<input type="text"/>	Matras
3	6.12%	<input type="text"/>	McClanahan
1	2.04%	<input type="text"/>	McKay
1	2.04%	<input type="text"/>	McKenzie
1	2.04%	<input type="text"/>	Miltenberger
1	2.04%	<input type="text"/>	Moranville
1	2.04%	<input type="text"/>	Pendleton
1	2.04%	<input type="text"/>	Perez
1	2.04%	<input type="text"/>	Pollina

1	2.04%		Sauers
1	2.04%		Wallace
1	2.04%		Wary
1	2.04%		Weigand
2	4.08%		Whidden
1	2.04%		Xi

49 98.00% 27.84% Department

Count	Percent		
1	2.04%		Athletic
1	2.04%		Athletic Trainer
1	2.04%		Athletic training
7	14.29%		Biology
2	4.08%		Business Management
1	2.04%		Catering Aramark
1	2.04%		chemistry
1	2.04%		Chemistry
1	2.04%		Communication
4	8.16%		Communications
2	4.08%		English
1	2.04%		Exercise science
2	4.08%		Exercise Science
1	2.04%		foreign language
2	4.08%		History
1	2.04%		HLTH- nutrition
1	2.04%		HRTM
1	2.04%		Mathematics
1	2.04%		Northeast DNA Laboratory
1	2.04%		Nursing
1	2.04%		Orientation and New student programs
1	2.04%		Performing Arts
1	2.04%		Political Science
6	12.24%		Psychology
2	4.08%		Residence Life and Housing
1	2.04%		SAA
1	2.04%		Social Work
1	2.04%		Sociology
1	2.04%		Something in Rosencrans
1	2.04%		student

31 62.00% 17.61% Comments


Count	Percent		
1	3.23%		<p>"Without having the opportunity to have Dr. Miltenberger as my professor, mentor, and strength and conditioning coach my life would be completely different. I wouldn't be the student that I am today. He has helped me to realize that I can be a better student and person able to achieve any goals that I set for myself. Dr. Miltenberger has unconditionally supported me as well as other students. He is never too busy for a question, or a pep talk. He is an excellent role model on balancing careers with family and life. He has taught me to never settle, or get complacent with thinking that you can't get better every single day. As a</p>

senior this year, it's going to be tough not only leaving Dr. Miltenberger, but the entire Exercise Science department. I have come to think of all of them as family and I take great pride in knowing that I graduated from this prestigious program. They have created a collaborative and inclusive environment for all Exercise Science students, which has enabled all of us to succeed here at ESU. "Where Warriors Belong" wouldn't belong without the support/ impact of Dr. Miltenberger on all of his students."

1	3.23%	<input type="checkbox"/>	advisor, really helpful
1	3.23%	<input type="checkbox"/>	Best film teacher ever!
1	3.23%	<input type="checkbox"/>	Cory became one of my best friends at this school. He helped me become a better RA and helped me learn to focus on doing things for myself.
1	3.23%	<input type="checkbox"/>	Dr. Cutler has been my professor as well as the advisor for the club I am vice president of. She has been a great guide to me and because of her I have more faith in myself and feel that I am capable of much more than I originally thought.
1	3.23%	<input type="checkbox"/>	Dr. Drago was very helpful when I had questions regarding academics as well as career paths including graduate school.
1	3.23%	<input type="checkbox"/>	Dr. Dudley has enormously helped me over my past two years at ESU in terms of writing and editing my final works. His lectures and readings have always been greatly enjoyable.
1	3.23%	<input type="checkbox"/>	Dr. Laduke's passion for his field easily rubs off on his students. His classes are consistently challenging yet fascinating!
1	3.23%	<input type="checkbox"/>	Dr. McKay was instrumental and invaluable in helping me get all of my transfer credits accounted for and completing my degree requirements on time.
1	3.23%	<input type="checkbox"/>	Extremely knowledgeable
1	3.23%	<input type="checkbox"/>	Gave me a research opportunity to work alongside her and other Social Work departmental staff, helped develop my writing skills, offered great advice
1	3.23%	<input type="checkbox"/>	Good boss
1	3.23%	<input type="checkbox"/>	He always had confidence in my abilities and would always offer extra help whenever I needed it.
1	3.23%	<input type="checkbox"/>	He made Biology 1 much more interesting with the way he portrayed the material. I was never unfocused during class, which helped me to remember and understand what he taught.
1	3.23%	<input type="checkbox"/>	He made getting all of my required courses easy to follow and allowed me to graduate on time. He also helped me develop skills as a person, and he made my experience at ESU an enjoyable one.
1	3.23%	<input type="checkbox"/>	Helped me get my internship
1	3.23%	<input type="checkbox"/>	Helped me grow as a person in my on campus job. Provided me a place to feel at home and was my maternal home away from home
1	3.23%	<input type="checkbox"/>	Helped me progress through the semester. The first semester I was going through a lot and she was there for me. She has helped me find out my passion for research. She is inspiring and amazing
1	3.23%	<input type="checkbox"/>	I had met Dr. Brunkard during my first year biology lab. She has provided me great guidance throughout the semesters.
1	3.23%	<input type="checkbox"/>	motivating, inspirational, encouraging, intelligent, supportive, awesome
1	3.23%	<input type="checkbox"/>	My advisor for all 4 years at ESU, helped me schedule classes and prepare for graduation
1	3.23%	<input type="checkbox"/>	No longer employed
1	3.23%	<input type="checkbox"/>	One of my professors. Great teacher and always willing to step out of the way and help a student.
1	3.23%	<input type="checkbox"/>	She has given me so much guidance and provided me the skills necessary to work in a laboratory setting.
1	3.23%	<input type="checkbox"/>	She has helped me realize I have to think outside of the box and not to second guess myself. She has also helped me with where I am in nursing and helped me with problems outside of nursing as well.
1	3.23%	<input type="checkbox"/>	She helped me stay in school when I was having life crisis's.
1	3.23%	<input type="checkbox"/>	She showed me what the worst type of professor is and how bad a professor could be.
1	3.23%	<input type="checkbox"/>	She was a big part in my career choice at esu and I love how I can always go talk to her even though I am not a varsity athlete any more.
1	3.23%	<input type="checkbox"/>	Showed me the importance and value of thinking outside the box and to challenge myself

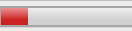
1	3.23%		The best academic advisor I have ever had and the professor who helped me to graduate with honors.
1	3.23%		Was always there for me, helped me in many ways and enjoyed her class she always made things fun
50 Respondents			
176 Responses			



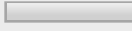





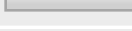


















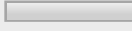




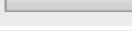
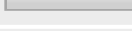


Q96. Person 3

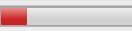
Count	Respondent %	Response %	
38	92.68%	27.34%	 First Name

Count	Percent		
1	2.63%		Abby
1	2.63%		Andrea McClanahan
1	2.63%		Beverlyn
1	2.63%		Chao
1	2.63%		Chelsey
1	2.63%		Christopher
1	2.63%		Daisy
1	2.63%		Danielle
2	5.26%		Dr.
1	2.63%		Dr. Allan
2	5.26%		Dr. Michelle
1	2.63%		Dr. Shala
1	2.63%		Elaine
1	2.63%		Emily
1	2.63%		Jan
1	2.63%		john
1	2.63%		Jon
1	2.63%		Joseph
1	2.63%		Josh
1	2.63%		Kacie
1	2.63%		Kelly
1	2.63%		Ko
1	2.63%		Laura
1	2.63%		melodie
1	2.63%		n/a
1	2.63%		Nancy
1	2.63%		Patricia
2	5.26%		Paul
1	2.63%		Richard
1	2.63%		Rick
1	2.63%		Shala
1	2.63%		Sheila
1	2.63%		Stacy
1	2.63%		Storm

1	2.63%	Timothy
---	-------	---------

39	95.12%	28.06%		Last Name
----	--------	--------	---	-----------

Count	Percent		
1	2.56%		Bartoli
1	2.56%		Benn
1	2.56%		Brooks
1	2.56%		Chern
1	2.56%		Clay
1	2.56%		Creamer
1	2.56%		Daniel
2	5.13%		Davis
1	2.56%		Dilauro
1	2.56%		DiLauro
1	2.56%		Eshun
1	2.56%		freeman
1	2.56%		Gold
1	2.56%		Handy
1	2.56%		Harrison
1	2.56%		Heter
1	2.56%		Jacoby
1	2.56%		jordan
1	2.56%		Keller
1	2.56%		Kennedy
1	2.56%		Kieselbach
1	2.56%		Krueger
1	2.56%		Lenar
2	5.13%		Loffredo
1	2.56%		Loomis
1	2.56%		Mishima
1	2.56%		Odeleye
1	2.56%		Radloff
1	2.56%		Rodriguez
1	2.56%		Sauer
1	2.56%		Sauers
1	2.56%		Selving
1	2.56%		Wang
1	2.56%		Weaver
2	5.13%		Wesp
1	2.56%		Yu

38	92.68%	27.34%		Department
----	--------	--------	---	------------

Count	Percent		
1	2.63%		Academic Assistance
1	2.63%		Athletic
1	2.63%		Athletic training

1	2.63%	<input type="checkbox"/>	Biology
3	7.89%	<input type="checkbox"/>	Business Management
1	2.63%	<input type="checkbox"/>	chemistry
3	7.89%	<input type="checkbox"/>	Chemistry
1	2.63%	<input type="checkbox"/>	Chinese
1	2.63%	<input type="checkbox"/>	Communication
2	5.26%	<input type="checkbox"/>	Communications
3	7.89%	<input type="checkbox"/>	English
4	10.53%	<input type="checkbox"/>	Exercise Science
1	2.63%	<input type="checkbox"/>	History
1	2.63%	<input type="checkbox"/>	HLTH
1	2.63%	<input type="checkbox"/>	hotel restaurant and tourism management
1	2.63%	<input type="checkbox"/>	Language
1	2.63%	<input type="checkbox"/>	Military sciences
1	2.63%	<input type="checkbox"/>	Northeast DNA Laboratory
1	2.63%	<input type="checkbox"/>	Philosophy
1	2.63%	<input type="checkbox"/>	Political Science
4	10.53%	<input type="checkbox"/>	Psychology
2	5.26%	<input type="checkbox"/>	Social Work
1	2.63%	<input type="checkbox"/>	Sociology
1	2.63%	<input type="checkbox"/>	Student Conduct

24 58.54% 17.27% Comments

Count	Percent		
1	4.17%	<input type="checkbox"/>	“Without having the opportunity to have Dr. Sauers as my professor and mentor, my life would be completely different. I wouldn’t be the student that I am today. She has helped me to realize that I can be a better student and person able to achieve any goals that I set for myself. Dr. Sauers has unconditionally supported me as well as other students. She is never too busy for a question, or a pep talk. She is an excellent role model on balancing careers with family and life. She has taught me to never settle, or get complacent with thinking that you can’t get better every single day. As a senior this year, it’s going to be tough not only leaving Dr. Sauers, but the entire Exercise Science department. I have come to think of all of them as family and I take great pride in knowing that I graduated from this prestigious program. They have created a collaborative and inclusive environment for all Exercise Science students, which has enabled all of us to succeed here at ESU. “Where Warriors Belong” wouldn’t belong without the support/ impact of Dr. Sauers on all of her students.”
1	4.17%	<input type="checkbox"/>	Although I had Dr. Gold for few labs, he has inspired me to fight through life and follow my gut. He has influenced me to go in the direction I am heading and always believed in me.
1	4.17%	<input type="checkbox"/>	Although I have only known Dr. Dilauro for the past year, having her as a professor has left a huge impact on me. She is so kind and understanding in every way and she has made it her mission to make sure I succeed and that I am in a good frame of mind. I will be grateful for her forever, as well.
1	4.17%	<input type="checkbox"/>	Amazing teacher and individual. Very encouraging of pursuing goals. Was willing to do an independent study with me because I couldn’t make the class time work with my schedule.
1	4.17%	<input type="checkbox"/>	Best professor
1	4.17%	<input type="checkbox"/>	Best teacher ever!
1	4.17%	<input type="checkbox"/>	Dr. Brooks not only provided a very well-rounded educational experience. He was fun, easy to talk to, and very easy to relate to.
1	4.17%	<input type="checkbox"/>	Dr. Davis and her intelligence really helped me in finding out what type of person I wanted to be. The confidence in her speech and the way she holds herself is exactly the type of life I want to follow. She convinced me to really want to learn the major of exercise science, rather than just reiterating the material taught. I can apply many of the topics I have learned to real life today.
1	4.17%	<input type="checkbox"/>	Dr. Mishima has been my advisor since Dr. Weber moved from the department. He has continuously advised me in course selection and mentored me for my future.

1	4.17%	<input type="text"/>	Dr. Wesp was a great professor to have. He was fun and extremely intelligent and helped me learn a lot in the three classes I had with him. He was always willing to help and always willing to talk when I needed it
1	4.17%	<input type="text"/>	friendly
1	4.17%	<input type="text"/>	Great professor and mentor
1	4.17%	<input type="text"/>	Great professor, loved her class. She helped me find out information about Social work programs.
1	4.17%	<input type="text"/>	he is very knowledgeable and gives a real world advise.
1	4.17%	<input type="text"/>	I did not have Professor Lenar until my senior year, and I wish I had taken more of her classes. She made the class feel like we were all one big family almost. It was something that I never experienced at ESU. She made my senior year one of the best years I had at ESU. She also taught me how to be confident speaking something I need for my future career
1	4.17%	<input type="text"/>	Made learning easy and fun and was very approachable about anything
1	4.17%	<input type="text"/>	motivating, inspirational, encouraging, intelligent, supportive, awesome
1	4.17%	<input type="text"/>	Really enjoyed having him as a professor, helped me open my creative mind to make learning fun
1	4.17%	<input type="text"/>	She was the best English teacher I had at East Stroudsburg University. She always went above and beyond in her teaching and as my Content supervisor for student teaching. She always wanted the best for all her students.
1	4.17%	<input type="text"/>	She was the first friend i made at ESU and continues to be my best friend, as well as fellow 2017 grad
1	4.17%	<input type="text"/>	She works as a research assistant at the lab and gave up so much of her time to teach me. She was the absolute best!
1	4.17%	<input type="text"/>	The best professor for teaching material effectively.
1	4.17%	<input type="text"/>	We would talk about mixed martial arts all the time. Cool dude.
1	4.17%	<input type="text"/>	Wrote me a letter of recommendation upon completing class



41 Respondents

139 Responses

Q97. What is your preferred and/or personal (non-ESU) email address?

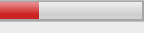

Count	Percent		
62	100.00%	<input type="text"/>	
Count	Percent		
1	1.61%	<input type="text"/>	adriana7385@aim.com
1	1.61%	<input type="text"/>	amandajane11@ymail.com
1	1.61%	<input type="text"/>	andecker17@gmail.com
1	1.61%	<input type="text"/>	apetes12@gmail.com
1	1.61%	<input type="text"/>	awurst@live.esu.edu
1	1.61%	<input type="text"/>	bacswimmer8@yahoo.com
1	1.61%	<input type="text"/>	barankaylee@yahoo.com
1	1.61%	<input type="text"/>	bnatalie777@yahoo.com
1	1.61%	<input type="text"/>	cdutt@live.esu.edu
1	1.61%	<input type="text"/>	christiancolon50@gmail.com
1	1.61%	<input type="text"/>	clevine95@gmail.com
1	1.61%	<input type="text"/>	cmr1995@hotmail.com
1	1.61%	<input type="text"/>	cpollina@live.esu.edu
1	1.61%	<input type="text"/>	dadarwala1@live.com
1	1.61%	<input type="text"/>	desanylabar23@gmail.com
1	1.61%	<input type="text"/>	donwinckler@live.esu.edu

1	1.61%		dprestifil@live.esu.edu
1	1.61%		elemcke90@gmail.com
1	1.61%		emilypierre9@gmail.com
1	1.61%		ericjanuszkiewicz@gmail.com
1	1.61%		erinbrady510@gmail.com
1	1.61%		fbarrett@live.esu.edu
1	1.61%		frankiepd4@gmail.com
1	1.61%		gdowns3@yahoo.com
1	1.61%		ivanangeles10@hotmail.com
1	1.61%		J.carr1995@live.com
1	1.61%		jameelariosamathis@gmail.com
1	1.61%		jbarrios@live.esu.edu
1	1.61%		jbront@live.esu.edu
1	1.61%		jenpalumbo16@yahoo.com
1	1.61%		jessicampeters19@gmail.com
1	1.61%		jmlawson94@gmail.com
1	1.61%		jnarvaez3119@yahoo.com
1	1.61%		kathleenfritzges@gmail.com
1	1.61%		kaycorkum@live.esu.edu
1	1.61%		kaylamarieneske@gmail.com
1	1.61%		khangle15@hotmail.com
1	1.61%		khouseal1@live.esu.edu
1	1.61%		Kristinacaprio1@gmail.com
1	1.61%		Lherron1@live.esu.edu
1	1.61%		lilpun1188@yahoo.com
1	1.61%		maryroseschmidt@aol.com
1	1.61%		michelle.ratka@gmail.com
1	1.61%		michellercoughlin@gmail.com
1	1.61%		miranda.zinn@gmail.com
1	1.61%		mwallick04@gmail.com
1	1.61%		Nbourne1129@gmail.com
1	1.61%		nfried87@gmail.com
1	1.61%		rchrzan@live.esu.edu
1	1.61%		rmoore18@live.esu.edu
1	1.61%		samantha_pelletier@ymail.com
1	1.61%		samanthamarkun@gmail.com
1	1.61%		Sammrreilly@gmail.com
1	1.61%		sean_hagerty@yahoo.com
1	1.61%		Sherrydeschenes@yahoo.com
1	1.61%		soccerloop13@comcast.net
1	1.61%		tonianmnc2@gmail.com
1	1.61%		travieste@gmail.com
1	1.61%		tsalvant@outlook.com
1	1.61%		tshreceng@live.esu.edu

1	1.61%		ttuckey@live.esu.edu
1	1.61%		vgomez732@gmail.com


62 Respondents


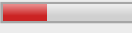





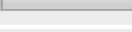

Q98. I am

Count	Percent		
19	29.23%		Male
46	70.77%		Female

65 Respondents


Q99. What is your age?

Count	Percent	
65	100.00%	

Count	Percent		
1	1.54%		20
26	40.00%		21
24	36.92%		22
5	7.69%		23
3	4.62%		24
1	1.54%		25
1	1.54%		26
2	3.08%		28
1	1.54%		29
1	1.54%		39

65 Respondents

Q100. What is your Grade Point Average (GPA)?

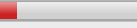

Count	Percent	
60	100.00%	

Count	Percent		
1	1.67%		2.6
4	6.67%		2.8
1	1.67%		2.89
4	6.67%		2.9
2	3.33%		3.0
1	1.67%		3.02
1	1.67%		3.06
3	5.00%		3.1
4	6.67%		3.2
6	10.00%		3.3
1	1.67%		3.339
1	1.67%		3.34
1	1.67%		3.363
3	5.00%		3.4
1	1.67%		3.404

1	1.67%		3.435
2	3.33%		3.49
2	3.33%		3.5
1	1.67%		3.59
4	6.67%		3.6
1	1.67%		3.66
4	6.67%		3.7
1	1.67%		3.73
1	1.67%		3.75
3	5.00%		3.8
2	3.33%		3.85
2	3.33%		3.9
1	1.67%		3.96
1	1.67%		4.0




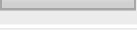



60 Respondents


Q101. What is your ethnicity?

Count	Percent		
9	13.85%		Hispanic or Latino
56	86.15%		Not Hispanic or Latino

65 Respondents





Q102. What is your race?

Count	Percent		
1	1.59%		American Indian/Alaskan Native
4	6.35%		Asian
2	3.17%		Black or African American
3	4.76%		More than one race
0	0.00%		Native Hawaiian/Pacific Islander
50	79.37%		White/Caucasian
3	4.76%		Other

Count	Percent		
1	33.33%		Hispanic

63 Respondents

Q103. Which statement most closely describes how you became an ESU student?

Count	Percent		
41	63.08%		I entered ESU as a traditional freshman immediately following my senior year in high school.
19	29.23%		I transferred to ESU directly from another college or university.
5	7.69%		I entered ESU as a non-traditional student after having been out of school for some time.
0	0.00%		Other.

Count	Percent		

65 Respondents

Q104. What is your ESU Student ID Number? This will be used simply to help track the number of participants in this survey.

Count	Percent



Count	Percent		
1	1.59%		0000221818
1	1.59%		0000259237
1	1.59%		000145647
1	1.59%		000225142
1	1.59%		000230345
1	1.59%		000230467
1	1.59%		000234055
1	1.59%		000234522
1	1.59%		000234996
1	1.59%		000235367
1	1.59%		000235776
1	1.59%		000236143
1	1.59%		000236212
1	1.59%		000236268
1	1.59%		000236314
1	1.59%		000237045
1	1.59%		000237072
1	1.59%		000237702
1	1.59%		000238010
1	1.59%		000238061
1	1.59%		000238934
1	1.59%		000239670
1	1.59%		000239909
1	1.59%		000240186
1	1.59%		000241826
1	1.59%		000242206
1	1.59%		000242376
1	1.59%		000246732
1	1.59%		000247445
1	1.59%		000248161
1	1.59%		000248283
1	1.59%		000249332
1	1.59%		000249355
1	1.59%		000255282
1	1.59%		000258918
1	1.59%		000260186
1	1.59%		000267348
1	1.59%		000267988
1	1.59%		000269632
1	1.59%		132209
1	1.59%		226450
1	1.59%		230338

1	1.59%	<input type="checkbox"/>	232596
1	1.59%	<input type="checkbox"/>	234449
1	1.59%	<input type="checkbox"/>	234527
1	1.59%	<input type="checkbox"/>	234532
1	1.59%	<input type="checkbox"/>	234595
1	1.59%	<input type="checkbox"/>	236002
1	1.59%	<input type="checkbox"/>	236133
1	1.59%	<input type="checkbox"/>	236189
1	1.59%	<input type="checkbox"/>	236721
1	1.59%	<input type="checkbox"/>	237776
1	1.59%	<input type="checkbox"/>	237854
1	1.59%	<input type="checkbox"/>	238270
1	1.59%	<input type="checkbox"/>	238747
1	1.59%	<input type="checkbox"/>	239578
1	1.59%	<input type="checkbox"/>	240827
1	1.59%	<input type="checkbox"/>	244652
1	1.59%	<input type="checkbox"/>	257513
1	1.59%	<input type="checkbox"/>	266647
1	1.59%	<input type="checkbox"/>	271393
1	1.59%	<input type="checkbox"/>	273511
1	1.59%	<input type="checkbox"/>	277487

63 Respondents