

# Graduating Senior Survey - Fall 2015


Description:

Date Created: 10/20/2015 9:35:30 AM

Date Range: 10/26/2015 12:00:00 AM - 12/4/2015 11:59:00 PM

Total Respondents: 88

Q2. Do you intend to graduate in DECEMBER 2015?

Count	Percent		
87	98.86%		Yes
1	1.14%		No
88	Respondents		

Q3. What is your PRIMARY major?

Count	Percent		
1	1.16%	<input type="text" value="1.16"/>	Art - Fine Arts
0	0.00%	<input type="text" value="0.00"/>	Art and Design
4	4.65%	<input type="text" value="4.65"/>	Athletic Training
10	11.63%	<input type="text" value="11.63"/>	Biology - all concentrations except education
0	0.00%	<input type="text" value="0.00"/>	Biology - Secondary Education
0	0.00%	<input type="text" value="0.00"/>	Biochemistry
3	3.49%	<input type="text" value="3.49"/>	Biotechnology
12	13.95%	<input type="text" value="13.95"/>	Business Management
0	0.00%	<input type="text" value="0.00"/>	Chemistry
1	1.16%	<input type="text" value="1.16"/>	Chemistry - Secondary Education
0	0.00%	<input type="text" value="0.00"/>	Chemical Biotechnology
3	3.49%	<input type="text" value="3.49"/>	Communication Studies
1	1.16%	<input type="text" value="1.16"/>	Computer Science
0	0.00%	<input type="text" value="0.00"/>	Computer Security
2	2.33%	<input type="text" value="2.33"/>	Criminal Justice
0	0.00%	<input type="text" value="0.00"/>	Digital Media Technologies
2	2.33%	<input type="text" value="2.33"/>	Early Childhood Education
0	0.00%	<input type="text" value="0.00"/>	Early Childhood/Elementary Education
1	1.16%	<input type="text" value="1.16"/>	Early Childhood Professional Program
2	2.33%	<input type="text" value="2.33"/>	Early Childhood Education (PreK-4)
0	0.00%	<input type="text" value="0.00"/>	Earth and Space Science
0	0.00%	<input type="text" value="0.00"/>	Earth and Space Science - Secondary Education
1	1.16%	<input type="text" value="1.16"/>	Economics
0	0.00%	<input type="text" value="0.00"/>	Elementary Education
0	0.00%	<input type="text" value="0.00"/>	Elementary Education/Special Education
2	2.33%	<input type="text" value="2.33"/>	English
0	0.00%	<input type="text" value="0.00"/>	English - Secondary Education
0	0.00%	<input type="text" value="0.00"/>	Environmental Studies
1	1.16%	<input type="text" value="1.16"/>	Exercise Science
0	0.00%	<input type="text" value="0.00"/>	French
0	0.00%	<input type="text" value="0.00"/>	French - Secondary Education
0	0.00%	<input type="text" value="0.00"/>	General Science - Secondary Education

0	0.00%	<input type="checkbox"/>	Health Education
2	2.33%	<input type="checkbox"/>	History
3	3.49%	<input type="checkbox"/>	Hotel, Restaurant, and Tourism Management
2	2.33%	<input type="checkbox"/>	Interdisciplinary Studies
0	0.00%	<input type="checkbox"/>	Marine Science
0	0.00%	<input type="checkbox"/>	Mathematics
2	2.33%	<input type="checkbox"/>	Mathematics - Secondary Education
0	0.00%	<input type="checkbox"/>	Medical Technology
1	1.16%	<input type="checkbox"/>	Middle Level Education
0	0.00%	<input type="checkbox"/>	Music - Fine Arts
0	0.00%	<input type="checkbox"/>	Nursing
0	0.00%	<input type="checkbox"/>	Philosophy
1	1.16%	<input type="checkbox"/>	Physical Education Teacher Education
0	0.00%	<input type="checkbox"/>	Physics
0	0.00%	<input type="checkbox"/>	Physics - Secondary Education
4	4.65%	<input type="checkbox"/>	Political Science - includes Pre-Law
10	11.63%	<input type="checkbox"/>	Psychology
3	3.49%	<input type="checkbox"/>	Public Health
3	3.49%	<input type="checkbox"/>	Recreation Services Management
2	2.33%	<input type="checkbox"/>	Rehabilitative and Human Services
0	0.00%	<input type="checkbox"/>	Social Studies
3	3.49%	<input type="checkbox"/>	Social Work
1	1.16%	<input type="checkbox"/>	Sociology
0	0.00%	<input type="checkbox"/>	Spanish
0	0.00%	<input type="checkbox"/>	Spanish - Secondary Education
0	0.00%	<input type="checkbox"/>	Special Education
0	0.00%	<input type="checkbox"/>	Special Education PK-4 and Early Childhood
0	0.00%	<input type="checkbox"/>	Special Education PK-8 and Middle Level
0	0.00%	<input type="checkbox"/>	Speech Language Pathology
3	3.49%	<input type="checkbox"/>	Sport Management
0	0.00%	<input type="checkbox"/>	Theatre

86 Respondents

Q4. Please tell us if you participated in any of the following activities while you were a student at ESU. (Check all that apply.)

Count	Respondent %	Response %		
18	20.93%	10.98%		I was part of learning community or some other formal program where groups of students take two or more classes together.
29	33.72%	17.68%		I took a course or courses that included a community-based project (service learning).
16	18.60%	9.76%		I worked with a faculty member on a research project.
57	66.28%	34.76%		I took part in an internship, co-op, field experience, student teaching, or clinical placement.
6	6.98%	3.66%		I studied abroad in another country.
18	20.93%	10.98%		I had a culminating senior experience such as a capstone course, senior project or thesis, comprehensive exam, or portfolio.
20	23.26%	12.20%		I did not participate in any of these activities during my time at ESU.
86	Respondents			
164	Responses			

Q5. Please take a few moments to rate how well you agree or disagree with the following statements. - My ESU education allows me to be competitive with new graduates from other universities.

Count	Percent		
2	2.41%		Strongly Disagree
2	2.41%		Disagree
4	4.82%		Slightly Disagree
13	15.66%		Neutral
10	12.05%		Slightly Agree
35	42.17%		Agree
17	20.48%		Strongly Agree
83	Respondents		

Q6. Please take a few moments to rate how well you agree or disagree with the following statements. - During my ESU education, I have learned how to assess the credibility of information about a specific issue.

Count	Percent		
3	3.61%		Strongly Disagree
3	3.61%		Disagree
1	1.20%		Slightly Disagree
4	4.82%		Neutral
15	18.07%		Slightly Agree
35	42.17%		Agree
22	26.51%		Strongly Agree
83	Respondents		

Q7. Please take a few moments to rate how well you agree or disagree with the following statements. - At ESU, students respect other students belonging to different racial and ethnic groups than their own.

Count	Percent		
4	5.00%		Strongly Disagree
2	2.50%		Disagree
1	1.25%		Slightly Disagree
6	7.50%		Neutral
4	5.00%		Slightly Agree
36	45.00%		Agree
27	33.75%		Strongly Agree
80	Respondents		

Q8. Please take a few moments to rate how well you agree or disagree with the following statements. - My primary academic advisor supported my academic development.

Count	Percent		
6	7.32%		Strongly Disagree
3	3.66%		Disagree
3	3.66%		Slightly Disagree
6	7.32%		Neutral
3	3.66%		Slightly Agree
23	28.05%		Agree
38	46.34%		Strongly Agree
82	Respondents		

Q9. Please take a few moments to rate how well you agree or disagree with the following statements. - My intellectual development at ESU was positively enriched through my experiences outside the classroom (e.g. clubs, sports, dorm life, on-campus job, volunteering, etc.).

Count	Percent		
4	4.82%		Strongly Disagree
5	6.02%		Disagree
2	2.41%		Slightly Disagree
10	12.05%		Neutral
12	14.46%		Slightly Agree
28	33.73%		Agree
22	26.51%		Strongly Agree
83	Respondents		

Q10. Please take a few moments to rate how well you agree or disagree with the following statements. - Student diversity is welcomed at ESU.

Count	Percent		
4	4.88%		Strongly Disagree
0	0.00%		Disagree
2	2.44%		Slightly Disagree
4	4.88%		Neutral
6	7.32%		Slightly Agree
25	30.49%		Agree
41	50.00%		Strongly Agree
82	Respondents		

Q11. Please take a few moments to rate how well you agree or disagree with the following statements. - If I had to do it again, I would choose ESU for my undergraduate education.

Count	Percent		
7	8.54%		Strongly Disagree
8	9.76%		Disagree
3	3.66%		Slightly Disagree
10	12.20%		Neutral
13	15.85%		Slightly Agree
28	34.15%		Agree
13	15.85%		Strongly Agree
82	Respondents		

Q12. Please take a few moments to rate how well you agree or disagree with the following statements. - Thanks to my experiences at ESU, I am better able to analyze complex issues.

Count	Percent		
3	3.70%		Strongly Disagree
3	3.70%		Disagree
0	0.00%		Slightly Disagree
10	12.35%		Neutral
16	19.75%		Slightly Agree
36	44.44%		Agree
13	16.05%		Strongly Agree
81	Respondents		

Q13. Please take a few moments to rate how well you agree or disagree with the following statements. - Attending ESU was a good decision for me.

Count	Percent		
4	4.94%		Strongly Disagree
1	1.23%		Disagree
2	2.47%		Slightly Disagree
9	11.11%		Neutral
8	9.88%		Slightly Agree
34	41.98%		Agree
23	28.40%		Strongly Agree
81	Respondents		

Q14. Please take a few moments to rate how well you agree or disagree with the following statements. - My primary academic advisor at ESU guided my progress toward obtaining my degree in a timely way.

Count	Percent		
9	11.11%		Strongly Disagree
3	3.70%		Disagree
5	6.17%		Slightly Disagree
5	6.17%		Neutral
6	7.41%		Slightly Agree
21	25.93%		Agree
32	39.51%		Strongly Agree
81	Respondents		

Q15. Please take a few moments to rate how well you agree or disagree with the following statements. - Diversity is valued at ESU.

Count	Percent		
3	3.85%		Strongly Disagree
0	0.00%		Disagree
0	0.00%		Slightly Disagree
3	3.85%		Neutral
12	15.38%		Slightly Agree
33	42.31%		Agree
27	34.62%		Strongly Agree
78	Respondents		

Q16. Please take a few moments to rate how well you agree or disagree with the following statements. - My ESU experiences outside of the classroom (e.g. clubs, sports, dorm life, on-campus job, volunteering, etc.) have contributed to my personal development in a positive way.

Count	Percent		
3	3.66%		Strongly Disagree
3	3.66%		Disagree
2	2.44%		Slightly Disagree
18	21.95%		Neutral
9	10.98%		Slightly Agree
25	30.49%		Agree
22	26.83%		Strongly Agree
82	Respondents		

Q17. Please take a few moments to rate how well you agree or disagree with the following statements. - My experiences while at ESU enhanced my ability to think creatively.

Count	Percent		
4	4.88%		Strongly Disagree
1	1.22%		Disagree
1	1.22%		Slightly Disagree
5	6.10%		Neutral
19	23.17%		Slightly Agree
27	32.93%		Agree
25	30.49%		Strongly Agree
82	Respondents		

Q18. What additional support or services do you think ESU should provide to help students succeed academically?

Count	Percent	
48	100.00%	
Count	Percent	
1	2.08%	online supplementary content not left up to professors discretion
1	2.08%	Additional tutoring available at Lehigh Valley campus.
1	2.08%	Better advising or a program to help students get more organized around the time of selecting classes. That was always a hectic time for me.
1	2.08%	Better tutoring programs for cohort students
1	2.08%	Both Pazaki and Hu should be fired for their lack of advising as ADVISORS.... Unhelpful, uncaring morons.
1	2.08%	Enough services are around for those who seek help.
1	2.08%	every semester, there should not only e a mandatory session with your advisor, but group sessions to guide students to graduate within 4 years.



1	2.08%	<input type="text"/>	Have advisors that are motivated for students to graduate on time
1	2.08%	<input type="text"/>	I enjoyed everything here at ESU
1	2.08%	<input type="text"/>	I know it is difficult but it would be great if there was a way to have more tutors for 400 level classes or if those classes created a mandatory study group that meets once a week. As a student with a full time job it is difficult to be able to learn the difficult material, especially when I have difficulty being able to find a time to get together with other students.
1	2.08%	<input type="text"/>	I think ESU can implement some type of short (1 class) seminar course for freshmen or anyone who is interested in learning how to study efficiently. Studying is a skill, a learned ability, and since I have a 3.71 GPA and still work fulltime, I think I have mastered the art of studying. Transitioning from highschool to a secondary educational institution can be arduous at first and without the right tools and preparation students can feel overwhelmed which can hinder their academic success.
1	2.08%	<input type="text"/>	I think for higher level classes if a TA or previous semester student held group study sessions prior to exams it would be very helpful.
1	2.08%	<input type="text"/>	I think there could be more done by the academic advisors. I think advisors should reach out to the students and check in with them every once in a while to make sure things stay on track.
1	2.08%	<input type="text"/>	I think this is a self-motivation problem. People feel motivated when they feel more empowered. In order to empower people, it is essential that they feel included. Therefore, monitoring minority relations on campus, should help students succeed academically.
1	2.08%	<input type="text"/>	improve faculty help at the enrollment and financial aid
1	2.08%	<input type="text"/>	Midterm Grades Posted be made mandatory for professors.
1	2.08%	<input type="text"/>	More advisors in majors so the current ones are not too overloaded
1	2.08%	<input type="text"/>	More help in finding internships with nearby companies
1	2.08%	<input type="text"/>	More money into the tutoring center to better off students.
1	2.08%	<input type="text"/>	More quiet hours in library.
1	2.08%	<input type="text"/>	More SI sessions for classes, especially the somewhat upper level, universally-difficult classes (such as Abnormal Psychology)
1	2.08%	<input type="text"/>	More specific tutoring for majors.
1	2.08%	<input type="text"/>	More study groups.
1	2.08%	<input type="text"/>	More subjects dealing with Health Education
1	2.08%	<input type="text"/>	more tutoring for commuters and part-time students.
1	2.08%	<input type="text"/>	More tutoring.
1	2.08%	<input type="text"/>	more tutors for classes
1	2.08%	<input type="text"/>	n/a
2	4.17%	<input type="text"/>	N/A
1	2.08%	<input type="text"/>	new academic advisor .. you should fire Dr Eshen from psychology. worst advisor ever.
1	2.08%	<input type="text"/>	Not sure
1	2.08%	<input type="text"/>	Nothing
1	2.08%	<input type="text"/>	Online tutoring
1	2.08%	<input type="text"/>	Orientations on honors programs for arriving freshman.
1	2.08%	<input type="text"/>	Overall I think ESU has a very good program when it comes to Education, however I believe they need to be more organized. Sometimes professors or even advisors do not know answers to questions they should know. There are also some times when they give an answer but then a few weeks later the answer changes. Just things like that.
		<input type="text"/>	


1	2.08%	<input type="text"/>	Pick professors who aren't here just for a paycheck.
1	2.08%	<input type="text"/>	professional tutors!!!!!!!!!!!!!!
1	2.08%	<input type="text"/>	Provide more support for non-traditional students
1	2.08%	<input type="text"/>	Providing adequate services, in general, at satellite campuses.
1	2.08%	<input type="text"/>	Social Support services
1	2.08%	<input type="text"/>	Student-driven learning via alternative syllabi. Students all learn the same material but are able to do so in alternative ways, e.g. student writes a paper instead of taking a test. Both can show the student has learned the material so why not let the student decide what they would rather do?
1	2.08%	<input type="text"/>	tell them to actually take class seriously.
1	2.08%	<input type="text"/>	There needs to be more organization with different educational field offices. Being part of the middle level education and special education, I have been ran around multiple times because I could not get properly informed from different individuals that I feel should have had the appropriate answer. With that being said, with all do respect, I also have felt that the major of Middle Level Education feel like it was thrown together all in one night. The classes that are required for us are also required for elementary education or secondary education. While in those classes some professors did not know what to do with me or my other middle level colleagues. I honestly believe that there should be a second look at the middle level education to get it more organized.
1	2.08%	<input type="text"/>	tutoring for more classes/majors
1	2.08%	<input type="text"/>	tutoring services that are more accessible to commuter students and more applied to upper level coursework
1	2.08%	<input type="text"/>	Tutoring. It exists but it's lacking. Needs to be improved.
1	2.08%	<input type="text"/>	Writing lab

48 Respondents






Q19. What additional support or services do you think ESU should provide to help students cope with non-academic responsibilities (work, family, etc.)?

Count	Percent		
45	100.00%		
Count	Percent		
1	2.22%	<input type="text"/>	A course on time management and organization.
1	2.22%	<input type="text"/>	Again, offering some time of quick seminar course that informs students how to manage time efficiently. Studying techniques, stress levels, priorities, success and career goals should be addressed. These are things I wish someone abetted me with me in the beginning of my college experience.
1	2.22%	<input type="text"/>	Any resource that can be applied should such as group support
1	2.22%	<input type="text"/>	B
1	2.22%	<input type="text"/>	better commuter area with a refrigerator for meals
1	2.22%	<input type="text"/>	Bigger support systems
1	2.22%	<input type="text"/>	Care about your students. Not just when cameras around. It takes months to get a hold of the zimbar office. Takes months to find out what credits you are missing. Everyone hired by this university has an education of a toddler. Coming to ESU was the worst decision in my life. I attempted to commit suicide nearly two times while on campus. I hope this place gets shut down.
1	2.22%	<input type="text"/>	clubs available to commuter students
1	2.22%	<input type="text"/>	Counseling services, peer to peer support
1	2.22%	<input type="text"/>	Counseling services, study groups






1	2.22%	<input type="text"/>	Group counseling (weekly, bi-weekly), open to anyone.
1	2.22%	<input type="text"/>	Guidance counselors
1	2.22%	<input type="text"/>	have more available parking for students so they can travel and don't have to stress about trying to find a way to get home.. have them register the car under their name so you can regulate who actually has a car and there isn't 1 person with multiple cares here.. keeping busy always helps with other responsibilities and so does planning.. i believe that students should have more access to meals because some can only afford the meal plan and outside of those hours, especially on the weekend its hard to plan for meals.. make all meal plans carry over until the end of the semester, regardless the school is going to get the money because we have to pay for it, it's up to us to use the swipes if we want to
1	2.22%	<input type="text"/>	Help in finding part-time job opportunities
1	2.22%	<input type="text"/>	Helping students find part time work that allows them to balance work and their grades.
1	2.22%	<input type="text"/>	I think ESU did a wonderful job in recognizing the needs of adult learners and their specific responsibilities.
1	2.22%	<input type="text"/>	I think ESU is doing excellent with non-academic responsibilities. I think that they are very supportive and helpful.
1	2.22%	<input type="text"/>	IDK
1	2.22%	<input type="text"/>	Making sure funds raised by clubs stay with the club raising the money. I have heard of money raised by a group was taken by SAA.
1	2.22%	<input type="text"/>	Maybe if there was a small office non-traditional students with family responsibilities outside of school, where we could receive support and advice about how we can manage our time better or something to that effect.
1	2.22%	<input type="text"/>	More career service and finical aid help
1	2.22%	<input type="text"/>	More flexible schedules, or more class sections. Also, implementing an attendance policy that allows for students to miss class if they cannot attend without professors retaliating by lowering the student's grade. In essence, student's pay for the classes, they should be able to decide whether to attend or not without their grade being affected.
1	2.22%	<input type="text"/>	more on campus jobs
1	2.22%	<input type="text"/>	More online classes and some more flexibility for non traditional student.s
1	2.22%	<input type="text"/>	More opportunities to spend with counselors or providing clearer instructions on how to utilize these opportunities
1	2.22%	<input type="text"/>	More work study jobs, more flexible class scheduling
3	6.67%	<input type="text"/>	n/a
1	2.22%	<input type="text"/>	N/a
4	8.89%	<input type="text"/>	N/A
1	2.22%	<input type="text"/>	None
1	2.22%	<input type="text"/>	nothing its great
1	2.22%	<input type="text"/>	On site daycare perhaps?
1	2.22%	<input type="text"/>	Provide breaks for students who come from hard working families who have a job thru school. The weak and lazy are catered to at ESU.
1	2.22%	<input type="text"/>	Providing different course offerings at night.
1	2.22%	<input type="text"/>	STOP CUTTING MONEY FROM CAPS
1	2.22%	<input type="text"/>	The school prides itself as being the most culturally diverse in the PASSHE system, yet refuses to provide more funding to support culturally diverse programing/initiatives/ OMA.
1	2.22%	<input type="text"/>	transportation for club sports
1	2.22%	<input type="text"/>	unsure - don't know what currently exists for this.
1	2.22%	<input type="text"/>	working student organization

1	2.22%		Workshops on time management and how to deal with stress
45 Respondents			

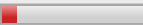




Q20. To what extent do you think your OVERALL college education contributed to your knowledge, skills, and personal development in each of the following areas related to Global Perspectives? - Understand local, state, national political institutions and processes

Count	Percent		
9	11.54%		Not at All
21	26.92%		Very Little
29	37.18%		Somewhat
17	21.79%		Very Much
2	2.56%		Do Not Know
78 Respondents			

Q21. To what extent do you think your OVERALL college education contributed to your knowledge, skills, and personal development in each of the following areas related to Global Perspectives? - Understand local, state, national social institutions and processes

Count	Percent		
5	6.41%		Not at All
14	17.95%		Very Little
32	41.03%		Somewhat
22	28.21%		Very Much
5	6.41%		Do Not Know
78 Respondents			

Q22. To what extent do you think your OVERALL college education contributed to your knowledge, skills, and personal development in each of the following areas related to Global Perspectives? - Participate in governmental, non-profit, or private organizations in ways to improve society

Count	Percent		
8	10.26%		Not at All
16	20.51%		Very Little
25	32.05%		Somewhat
26	33.33%		Very Much
3	3.85%		Do Not Know
78 Respondents			

Q23. To what extent do you think your OVERALL college education contributed to your knowledge, skills, and personal development in each of the following areas related to Global Perspectives? - Understand international political and social institutions and processes

Count	Percent		
7	8.97%		Not at All
14	17.95%		Very Little
34	43.59%		Somewhat
20	25.64%		Very Much
3	3.85%		Do Not Know
78 Respondents			

Q24. To what extent do you think your OVERALL college education contributed to your knowledge, skills, and personal development in each of the following areas related to Global Perspectives? - Understand diverse views and perspectives

Count	Percent		
2	2.56%		Not at All
2	2.56%		Very Little
28	35.90%		Somewhat
41	52.56%		Very Much
5	6.41%		Do Not Know
78 Respondents			

Q25. To what extent do you think your OVERALL college education contributed to your knowledge, skills, and personal development in each of the following areas related to Global Perspectives? - Exhibit tolerance for the beliefs and practices of those different than you

Count	Percent		
2	2.56%		Not at All
3	3.85%		Very Little
26	33.33%		Somewhat
40	51.28%		Very Much
7	8.97%		Do Not Know
78 Respondents			

Q26. To what extent do you think your OVERALL college education contributed to your knowledge, skills, and personal development in each of the following areas related to Global Perspectives? - Understand what it means to be a responsible citizen of a globally interconnected society

Count	Percent		
3	3.85%		Not at All
6	7.69%		Very Little
29	37.18%		Somewhat
34	43.59%		Very Much
6	7.69%		Do Not Know
78 Respondents			

Q27. To what extent do you think your OVERALL college education contributed to your knowledge, skills, and personal development in each of the following areas related to Critical Thinking? - Accurately identify a problem or an issue

Count	Percent		
3	3.85%		Not at All
3	3.85%		Very Little
7	8.97%		Somewhat
63	80.77%		Very Much
2	2.56%		Do Not Know
78 Respondents			

Q28. To what extent do you think your OVERALL college education contributed to your knowledge, skills, and personal development in each of the following areas related to Critical Thinking? - Gather information to address a problem or an issue

Count	Percent		
2	2.56%		Not at All
3	3.85%		Very Little
14	17.95%		Somewhat
58	74.36%		Very Much
1	1.28%		Do Not Know
78 Respondents			

Q29. To what extent do you think your OVERALL college education contributed to your knowledge, skills, and personal development in each of the following areas related to Critical Thinking? - Analyze information that has been gathered for addressing a problem or an issue

Count	Percent		
2	2.56%		Not at All
4	5.13%		Very Little
15	19.23%		Somewhat
56	71.79%		Very Much
1	1.28%		Do Not Know
78 Respondents			

Q30. To what extent do you think your OVERALL college education contributed to your knowledge, skills, and personal development in each of the following areas related to Critical Thinking? - Draw conclusions that are based on an analysis of the information

Count	Percent		
3	3.85%		Not at All
2	2.56%		Very Little
17	21.79%		Somewhat
55	70.51%		Very Much
1	1.28%		Do Not Know
78 Respondents			

Q31. To what extent do you think your OVERALL college education contributed to your knowledge, skills, and personal development in each of the following areas related to Critical Thinking? - Clearly communicate resulting conclusions

Count	Percent		
3	3.85%		Not at All
2	2.56%		Very Little
14	17.95%		Somewhat
56	71.79%		Very Much
3	3.85%		Do Not Know
78 Respondents			

Q32. To what extent do you think your OVERALL college education contributed to your knowledge, skills, and personal development in each of the following areas related to Communication? - Write effectively

Count	Percent		
5	6.41%		Not at All
4	5.13%		Very Little
16	20.51%		Somewhat
53	67.95%		Very Much
0	0.00%		Do Not Know
78 Respondents			

Q33. To what extent do you think your OVERALL college education contributed to your knowledge, skills, and personal development in each of the following areas related to Communication? - Speak effectively (i.e., to large and small groups and making presentations)

Count	Percent		
3	3.85%		Not at All
4	5.13%		Very Little
15	19.23%		Somewhat
54	69.23%		Very Much
2	2.56%		Do Not Know
78 Respondents			

Q34. To what extent do you think your OVERALL college education contributed to your knowledge, skills, and personal development in each of the following areas related to Communication? - Actively and openly listen to others

Count	Percent		
2	2.56%		Not at All
2	2.56%		Very Little
11	14.10%		Somewhat
61	78.21%		Very Much
2	2.56%		Do Not Know
78 Respondents			



Q35. To what extent do you think your OVERALL college education contributed to your knowledge, skills, and personal development in each of the following areas related to Communication? - Acquire relevant information through active reading comprehension and accurate application of concepts

Count	Percent		
2	2.56%		Not at All
1	1.28%		Very Little
21	26.92%		Somewhat
50	64.10%		Very Much
4	5.13%		Do Not Know
78 Respondents			

Q36. To what extent do you think your OVERALL college education contributed to your knowledge, skills, and personal development in each of the following areas related to Communication? - Employ a variety of organizational strategies such as pre-writing or brainstorming to help to convey a clear message

Count	Percent		
4	5.13%		Not at All
6	7.69%		Very Little
23	29.49%		Somewhat
43	55.13%		Very Much
2	2.56%		Do Not Know
78 Respondents			

Q37. To what extent do you think your OVERALL college education contributed to your knowledge, skills, and personal development in each of the following areas related to Communication? - Present organized information effectively using pertinent facts and clear language

Count	Percent		
4	5.13%		Not at All
3	3.85%		Very Little
19	24.36%		Somewhat
50	64.10%		Very Much
2	2.56%		Do Not Know
78 Respondents			

Q38. To what extent do you think your OVERALL college education contributed to your knowledge, skills, and personal development in each of the following areas related to Communication? - Create and distribute information and knowledge effectively using multiple communication forms (i.e., text, video, graphics, etc.)

Count	Percent		
5	6.41%		Not at All
5	6.41%		Very Little
17	21.79%		Somewhat
48	61.54%		Very Much
3	3.85%		Do Not Know
78 Respondents			

Q39. Describe the quality of your relationships with ESU administrative personnel (e.g. non-faculty) and offices. For example, describe a memorable interaction with ESU staff or office. Please be specific in your comments.

Count	Percent		
55	100.00%		
Count	Percent		
1	1.82%		All of my teachers in the Political Science department have been more than great and accommodating in helping me become more valuable in the world, in the classroom and outside of the classroom.
1	1.82%		Available and friendly
1	1.82%		Dr Boburka is the most caring person to every student and has helped me with a lot.
1	1.82%		Dr. Garrison is probably one of the most helpful teachers I have ever had in my educational career. I had an issue with my original advisor and was switched to her two semesters ago. She straightened everything back out for me and was a very big aspect in helping me graduate this December. She is extremely passionate about her teachings and its obvious to every student in her class. She is just a very inspirational teacher to work with.
1	1.82%		Dr. Rogers with recreation service management quite possibly changed my life. Ever since I added this major my life path has become so much clearer.
1	1.82%		Elaine Hernandez is the bomb. Everyone was so helpful.
1	1.82%		Enrollment center is terrible and incompetent. They always messed up my tuition bill with other student with the same name. Career Development center is phenomenal. They are extremely helpful and go above and beyond the call of duty. Melinda has been the best help for all my career development needs.
1	1.82%		Fantastic
1	1.82%		financial aid was handled in a timely manner as to where it did not affect registration for the following semester
1	1.82%		For the most part they are all great.
1	1.82%		Friendly, but tense. They all seem overwhelmed with more work than they can handle and frequently fail to follow-up on time-sensitive issues. No one was ever unkind to me, but everything was a frustrating struggle that I feel required much more time and effort then a student should be responsible for. I'm told that this is not an issue on main campus.
1	1.82%		good
1	1.82%		I always enjoyed seeing a parking ticket on the window of my car after a long day of school knowing that the parking officers I was paying through my tuition were doing their jobs properly.
1	1.82%		I always felt that I was just as important as the next student and I feel esu treats everyone fairly and respectfully

1	1.82%	<input type="text"/>	I did not have much contact with non-faculty members at ESU.
1	1.82%	<input type="text"/>	I had great experiences with my professors, especially in the math and special education departments.
1	1.82%	<input type="text"/>	I had positive experiences with professors but I think there was a lack of communication between teachers and this created tension.
1	1.82%	<input type="text"/>	I have found the staff of ESU Lehigh Valley campus to be extremely helpful and assist the non traditional students. Patti, the receptionist, was always supportive and helpful whenever needed. She is definitely a great facilitator of knowledge as to who to go to and what needs to be done to complete our studies.
1	1.82%	<input type="text"/>	I have no memorable things to say about non-faculty staff. the admission office staff were helpful sometimes. The enrollment department however were never helpful. They were quick to turn me away every time I went to them for help with enrollment issues.
1	1.82%	<input type="text"/>	I know most of my dept by face, but other than that, not much interaction.
1	1.82%	<input type="text"/>	I love all the food people (Missy, Wayne, Linda etc.)
1	1.82%	<input type="text"/>	I was a guru for one of the professors and it allowed me to engage better with the other professors in the department.
1	1.82%	<input type="text"/>	I was helped by student activity association to start a club.
1	1.82%	<input type="text"/>	I went into the office to speak to Bonnie (Psy Prof)before class day. Our Psy class is really large and it's hard for her to interact with us; therefore, I didn't feel like she knew me personally. While in her office on this particular day she sat me down and asked how I was doing. She asked me about myself and my family. I thought this was really nice. I really enjoyed our conversation and feel that she got to know me as a person. She's a great professor.
1	1.82%	<input type="text"/>	I worked in Reibman Admissions my freshman and sophomore year- it was the first actual job I had ever had. The staff, especially Deidra Jefferson, Sara Ali, and Sarah Lavra were wonderful supervisors. They made sure that I understood everything that I was to do, but provided the flexibility for me to learn how to do it my own way. They were open to answering any and questions I had, even if I had asked the same thing last week and needed it re-iterated. They really went above and beyond for their student workers, even giving me a ride to my dorm when the weather was especially terrible. They really contributed to my growth as a student and as a member of the workforce.
1	1.82%	<input type="text"/>	I've had wonderful experiences with administrative staff here on campus. I appreciate their genuine kindness, conversation, and mentoring!
1	1.82%	<input type="text"/>	IDK
1	1.82%	<input type="text"/>	Jill Hill has always been respecting and understanding to me when I would come up to her asking for a room last minute for sorority use.
1	1.82%	<input type="text"/>	Meeting with June Pepe about my problem with degreeworks was painless. She was determined to have everything corrected so that we were sure everything was completed before going to graduation. She was great.
1	1.82%	<input type="text"/>	My a non-traditional student.professors at ESU in the Early Childhood department were always kind and understanding and supported me with the knowledge that I already had being
1	1.82%	<input type="text"/>	My academic advisor was very helpful and willing to help, but usually pressed for time during office hours and had a lot of other students to help
1	1.82%	<input type="text"/>	My advisor Dr. Wilson was always so helpful and would always say hello to me when I saw him in the hallway and would ask about I was. It made me feel good that he recognized me and knew who I was. I felt like he really cared about my education and that I was succeeding.
1	1.82%	<input type="text"/>	My experiences with administrative personnel have all been beneficial. I have often had random conversations with my professors and just had an overall enjoying experience with my professors.
1	1.82%	<input type="text"/>	My professors are the reason that East Stroudsburg was worth coming to. I have developed personal relationships with all of them and they help every way they can
1	1.82%	<input type="text"/>	My relationships with administrative personnel and non-faculty offices has been very positive and supportive.
1	1.82%	<input type="text"/>	My relationships with ESU personnel was great. This was a great experience dealing with them.
2	3.64%	<input type="text"/>	n/a
1	1.82%	<input type="text"/>	N/a
2	3.64%	<input type="text"/>	N/A

1	1.82%	<input type="checkbox"/>	No
1	1.82%	<input type="checkbox"/>	non existent
1	1.82%	<input type="checkbox"/>	several of my professors got to know me on a personal level and helped me do my best.
1	1.82%	<input type="checkbox"/>	Some of them are very friendly, but some just do their job, didn't feel like they are personally.
1	1.82%	<input type="checkbox"/>	Someone in student billing was very helpful. I had been charged out-of-state tuition despite being an in-state student, and she helped me through the process of getting that straightened out and got me a refund.
1	1.82%	<input type="checkbox"/>	somewhat close to staff
1	1.82%	<input type="checkbox"/>	The chair of the education department, Dr.Whitehead, always helps out as much as he can. Whenever you talk to him you can tell that he cares about your situation and tries his best to make sure everything works out for you in the end. There were numerous times when I thought I had to change my major and Dr. Whitehead made sure he found out what my options were right away and always kept me in the loop. I am very grateful to have someone who cares so much for the students as chair of the Education department.
1	1.82%	<input type="checkbox"/>	the university center office(upstairs) was always friendly and greeted everyone
1	1.82%	<input type="checkbox"/>	The Zimbar front desk staff is amazing. So helpful and courteous.
1	1.82%	<input type="checkbox"/>	This school hasn't helped me one bit. I should've never came here.
1	1.82%	<input type="checkbox"/>	Unfortunately, I do not have a specific interaction between administrative personnel, but anytime I had an issue they (enrollment center) always was professional, benelovent, and patient when I had a problem.
1	1.82%	<input type="checkbox"/>	very friendly
1	1.82%	<input type="checkbox"/>	Very positive, but a lot of independent work
1	1.82%	<input type="checkbox"/>	Zimbar people are not always happy to help but seem more annoyed to help

55 Respondents

Q40. The University and local community offer a variety of opportunities that make that ESU experience unique. What would you tell a new student to do before they graduate in order to have the best ESU experience possible?

Count	Percent		
50	100.00%		
Count	Percent		
1	2.00%	<input type="checkbox"/>	Always approach your professors
1	2.00%	<input type="checkbox"/>	Be involved in clubs to meet new people
1	2.00%	<input type="checkbox"/>	Be involved. Join a club, make friends, walk around campus.
1	2.00%	<input type="checkbox"/>	Being a non-traditional student at ESU has it challenges for joining experiences, but new students whether they are transfer students or just starting out at ESU should take advantage of all the activities available to them. You never know who could be your next contact in the workforce.
1	2.00%	<input type="checkbox"/>	Do a internship it was hard but it was great.
1	2.00%	<input type="checkbox"/>	do not be a science major
1	2.00%	<input type="checkbox"/>	don't be afraid to get involved but no one should tell you you HAVE to get involved, everyone has their own experiences
1	2.00%	<input type="checkbox"/>	Don't go out for party too often.
1	2.00%	<input type="checkbox"/>	Enjoy every opportunity to be involve in the student life

1	2.00%	<input type="text"/>	Focus and don't take advantage of it
1	2.00%	<input type="text"/>	Get EVERYTHING in writing, don't expect the left hand to know what the right hand is doing, and never be afraid to (diplomatically) go up the chain of command to get your needs met. This is going to be a steep, bureaucratic climb. Good luck!
1	2.00%	<input type="text"/>	Get into your majors club, its not stupid. It will give you something to put on your resume and you will be able to make friends!
1	2.00%	<input type="text"/>	get involved
1	2.00%	<input type="text"/>	Get involved
1	2.00%	<input type="text"/>	GET INVOLVED
1	2.00%	<input type="text"/>	get involved but don't put too much on your plate at once. it doesn't matter what you join-just join
1	2.00%	<input type="text"/>	Get involved in an organization, club sport or varsity support. It was the best choice I made at ESU.
1	2.00%	<input type="text"/>	Get involved with an organization on campus.
1	2.00%	<input type="text"/>	GET INVOLVED, explore the area (Pocono/Lehigh Valley, NYC), travel to other nearby colleges, be sure to get involved with your major early, keep track of everything you're involved in
1	2.00%	<input type="text"/>	Getting involved in clubs and organizations is one of the most rewarding and beneficial experiences a student could have outside the classroom. Being active in a club teaches students things that they could never learn in the classroom, and gives them a hands-on experience. Many of the skills and lessons I have acquired as an undergraduate have been a result of my activity in clubs.
1	2.00%	<input type="text"/>	go to events
1	2.00%	<input type="text"/>	Go to events or sporting events you may not know much about and meet some people there. Some of the best people I met at ESU had very different interests than myself.
1	2.00%	<input type="text"/>	Go to the events that ESU has, most of them are free and can be a great way to meet new people and hang out with friends. Another thing I would say would be to at least go on one bus trip through the school. I am a huge Broadway fan and loved the spring bus trips into the city to Les Miserables' and Aladdin. If you don't like Broadway though there are so many other options for bus trips.
1	2.00%	<input type="text"/>	Have a great adviser who is hands on, and his door is always open for his students even with his very busy schedule. That made my learning experience less stressful, and manageable.
1	2.00%	<input type="text"/>	Have frequent conversations with professors.
1	2.00%	<input type="text"/>	I would suggest that the student do as many things in the area as possible, such as hiking, kayaking, horseback riding, etc. Small town life can be nice.
1	2.00%	<input type="text"/>	I would tell the new student to use every office as much as they can and to use study abroad services.
1	2.00%	<input type="text"/>	I would tell them to attend as many games like football and basketball as they can. I did not get a chance to attend the games as much as I would have liked too.
1	2.00%	<input type="text"/>	Interact with other students and professors. It's so important to get to know your professors, especially if you are looking to attend graduate school. Try to keep your GPA up, get a tutor if Possible. Join clubs and organizations. It really does add to the college experience.
1	2.00%	<input type="text"/>	Join a club, fraternity/sorority, or club sport
1	2.00%	<input type="text"/>	Join as many clubs as you can
1	2.00%	<input type="text"/>	join clubs
1	2.00%	<input type="text"/>	Join clubs and find a job
1	2.00%	<input type="text"/>	join greek life
1	2.00%	<input type="text"/>	Join groups, sports, any activity.
1	2.00%	<input type="text"/>	Join organizations or start your own
		<input type="text"/>	

1	2.00%	<input type="text"/>	Live in the moment and adventure out there. There's so many door ways out there just waiting to be walked through.
1	2.00%	<input type="text"/>	Live your life
1	2.00%	<input type="text"/>	Make sure you have a good advisor or your not going to graduate on time or know what the hell your doing
1	2.00%	<input type="text"/>	many local nature and outdoor oriented experiences that are free, many in the Delaware Water Gap and Monroe County
1	2.00%	<input type="text"/>	N/A
1	2.00%	<input type="text"/>	Network with people in their field both students and faculty.
1	2.00%	<input type="text"/>	Not to drink as much as the other freshmen, because they are probably the ones who will end up dropping out.
1	2.00%	<input type="text"/>	STUDY ABROAD! GO TO SPAIN!
1	2.00%	<input type="text"/>	Take advantage of all the services available such as advisers, tutoring, clubs, even the library services.
1	2.00%	<input type="text"/>	Take Educational Psychology with Dr. Vagliardo...a life changing class. Also, do not roam any nearby streets after dark unless you want to be mugged.
1	2.00%	<input type="text"/>	Take Intro to Speech and Communication. Those professors are wonderful and they help you succeed in people skills and regular life skills.
1	2.00%	<input type="text"/>	To participate in various ESU activities to get a sense of the college community. Talk to all your professors after classes to get to know them. Establish a professional relationship with professors which can get students an insight as to what they might expect for each student academically.
1	2.00%	<input type="text"/>	Try new things. Even if it's as simple as going to a tutor or sitting in on a club meeting, just get out of your comfort zone and try something different.
1	2.00%	<input type="text"/>	Try to get internships ASAP

50 Respondents

Q41. Please take a few moments to rate how well you agree or disagree with the following statements. - I am competitive with graduates who have received similar degrees from other institutions.

Count	Percent		
4	5.56%	<input type="text"/>	Strongly Disagree
2	2.78%	<input type="text"/>	Disagree
2	2.78%	<input type="text"/>	Slightly Disagree
14	19.44%	<input type="text"/>	Neutral
7	9.72%	<input type="text"/>	Slightly Agree
30	41.67%	<input type="text"/>	Agree
13	18.06%	<input type="text"/>	Strongly Agree

72 Respondents

Q42. Please take a few moments to rate how well you agree or disagree with the following statements. - When faced with an ambiguous or complex issue, I am confident I have developed the skills while at ESU to evaluate the issue effectively.

Count	Percent		
1	1.37%		Strongly Disagree
1	1.37%		Disagree
1	1.37%		Slightly Disagree
12	16.44%		Neutral
10	13.70%		Slightly Agree
37	50.68%		Agree
11	15.07%		Strongly Agree
73	Respondents		

Q43. Please take a few moments to rate how well you agree or disagree with the following statements. - The quality of academic advising I received at ESU was beneficial to me.

Count	Percent		
7	9.59%		Strongly Disagree
1	1.37%		Disagree
6	8.22%		Slightly Disagree
6	8.22%		Neutral
4	5.48%		Slightly Agree
28	38.36%		Agree
21	28.77%		Strongly Agree
73	Respondents		

Q44. Please take a few moments to rate how well you agree or disagree with the following statements. - My ESU experiences outside the classroom (e.g. clubs, sports, dorm life, on-campus job, volunteering, etc.) were an important part of my undergraduate education.

Count	Percent		
4	5.56%		Strongly Disagree
4	5.56%		Disagree
3	4.17%		Slightly Disagree
16	22.22%		Neutral
7	9.72%		Slightly Agree
18	25.00%		Agree
20	27.78%		Strongly Agree
72	Respondents		


Q45. Please take a few moments to rate how well you agree or disagree with the following statements. - I would recommend ESU to others.

Count	Percent		
1	1.37%		Strongly Disagree
4	5.48%		Disagree
8	10.96%		Slightly Disagree
5	6.85%		Neutral
14	19.18%		Slightly Agree
27	36.99%		Agree
14	19.18%		Strongly Agree
73 Respondents			

Q46. Please take a few moments to rate how well you agree or disagree with the following statements. - At ESU, I have learned to consider multiple perspectives when seeking a solution to a problem.

Count	Percent		
1	1.37%		Strongly Disagree
1	1.37%		Disagree
2	2.74%		Slightly Disagree
6	8.22%		Neutral
10	13.70%		Slightly Agree
32	43.84%		Agree
21	28.77%		Strongly Agree
73 Respondents			

Q47. Why did you select ESU? (Please rate your top 3 reasons.) - ESU is close to home and/or work





Count	Percent		
32	62.75%		1
8	15.69%		2
11	21.57%		3
51 Respondents			

Q48. Why did you select ESU? (Please rate your top 3 reasons.) - A specific program's availability





Count	Percent		
6	26.09%		1
12	52.17%		2
5	21.74%		3
23 Respondents			



Q49. Why did you select ESU? (Please rate your top 3 reasons.) - A specific program's reputation

Count	Percent		
8	42.11%		1
6	31.58%		2
5	26.32%		3
19 Respondents			

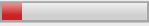
Q50. Why did you select ESU? (Please rate your top 3 reasons.) - Campus environment/atmosphere

Count	Percent		
3	27.27%		1
2	18.18%		2
6	54.55%		3
11 Respondents			

Q51. Why did you select ESU? (Please rate your top 3 reasons.) - Campus culture

Count	Percent		
2	50.00%		1
2	50.00%		2
0	0.00%		3
4 Respondents			

Q52. Why did you select ESU? (Please rate your top 3 reasons.) - ESU was the most affordable option

Count	Percent		
5	13.89%		1
18	50.00%		2
13	36.11%		3
36 Respondents			

Q53. Why did you select ESU? (Please rate your top 3 reasons.) - Family/friends go/went to ESU

Count	Percent		
3	33.33%		1
3	33.33%		2
3	33.33%		3
9 Respondents			

Q54. Why did you select ESU? (Please rate your top 3 reasons.) - ESU's overall reputation

Count	Percent		
0	0.00%	<input type="checkbox"/>	1
0	0.00%	<input type="checkbox"/>	2
2	100.00%	<input checked="" type="checkbox"/>	3
2 Respondents			

Q55. Why did you select ESU? (Please rate your top 3 reasons.) - Faculty reputation/credentials

Count	Percent		
0	0.00%	<input type="checkbox"/>	1
0	0.00%	<input type="checkbox"/>	2
3	100.00%	<input checked="" type="checkbox"/>	3
3 Respondents			

Q56. Why did you select ESU? (Please rate your top 3 reasons.) - Size of the campus/number of students

Count	Percent		
1	8.33%	<input type="checkbox"/>	1
7	58.33%	<input checked="" type="checkbox"/>	2
4	33.33%	<input checked="" type="checkbox"/>	3
12 Respondents			





Q57. Why did you select ESU? (Please rate your top 3 reasons.) - ESU buildings/facilities/labs

Count	Percent		
0	0.00%	<input type="checkbox"/>	1
1	50.00%	<input checked="" type="checkbox"/>	2
1	50.00%	<input checked="" type="checkbox"/>	3
2 Respondents			



Q58. Why did you select ESU? (Please rate your top 3 reasons.) - Small class sizes

Count	Percent		
2	11.76%	<input type="checkbox"/>	1
5	29.41%	<input checked="" type="checkbox"/>	2
10	58.82%	<input checked="" type="checkbox"/>	3
17 Respondents			

Q59. Why did you select ESU? (Please rate your top 3 reasons.) - I received a scholarship to attend here

Count	Percent		
5	71.43%		1
1	14.29%		2
1	14.29%		3
7 Respondents			

Q60. Why did you select ESU? (Please rate your top 3 reasons.) - I was recruited for/wanted to be part of an athletic team

Count	Percent		
1	50.00%		1
1	50.00%		2
0	0.00%		3
2 Respondents			

Q61. Why did you select ESU? (Please rate your top 3 reasons.) - Other

Count	Percent		
2	20.00%		1
2	20.00%		2
6	60.00%		3
10 Respondents			

Q62. To what extent do you think your OVERALL college education contributed to your knowledge, skills, and personal development in each of the following areas related to Information Literacy and Technological Skills? - Identify the type and scope of information needed from potentially multiple sources, locations, and formats

Count	Percent		
3	4.23%		Not at All
5	7.04%		Very Little
31	43.66%		Somewhat
27	38.03%		Very Much
5	7.04%		Do Not Know
71 Respondents			

Q63. To what extent do you think your OVERALL college education contributed to your knowledge, skills, and personal development in each of the following areas related to Information Literacy and Technological Skills? - Select and implement appropriate research methods effectively and efficiently to extract needed information

Count	Percent		
2	2.82%		Not at All
5	7.04%		Very Little
24	33.80%		Somewhat
34	47.89%		Very Much
6	8.45%		Do Not Know
71 Respondents			

Q64. To what extent do you think your OVERALL college education contributed to your knowledge, skills, and personal development in each of the following areas related to Information Literacy and Technological Skills? - Read and understand factual information to extract ideas and concepts, make inferences, and evaluate information critically

Count	Percent		
2	2.82%		Not at All
3	4.23%		Very Little
20	28.17%		Somewhat
42	59.15%		Very Much
4	5.63%		Do Not Know
71 Respondents			

Q65. To what extent do you think your OVERALL college education contributed to your knowledge, skills, and personal development in each of the following areas related to Information Literacy and Technological Skills? - Identify, select, adapt, and apply prior or newly learned information to accomplish a variety of tasks and communicate a finished product effectively

Count	Percent		
2	2.82%		Not at All
2	2.82%		Very Little
19	26.76%		Somewhat
45	63.38%		Very Much
3	4.23%		Do Not Know
71 Respondents			

Q66. To what extent do you think your OVERALL college education contributed to your knowledge, skills, and personal development in each of the following areas related to Information Literacy and Technological Skills? - Identify, select, adapt, and apply prior or newly learned technology to accomplish a variety of tasks and communicate a finished product effectively

Count	Percent		
3	4.23%		Not at All
5	7.04%		Very Little
24	33.80%		Somewhat
36	50.70%		Very Much
3	4.23%		Do Not Know
71 Respondents			

Q67. To what extent do you think your OVERALL college education contributed to your knowledge, skills, and personal development in each of the following areas related to Information Literacy and Technological Skills? - Recognize the economic, legal, ethical, and social issues surrounding the production and use of information and technology

Count	Percent		
3	4.23%		Not at All
10	14.08%		Very Little
18	25.35%		Somewhat
37	52.11%		Very Much
3	4.23%		Do Not Know
71 Respondents			

Q68. To what extent do you think your OVERALL college education contributed to your knowledge, skills, and personal development in each of the following areas related to Scientific Reasoning? - Apply scientific methods of inquiry

Count	Percent		
3	4.23%		Not at All
10	14.08%		Very Little
16	22.54%		Somewhat
40	56.34%		Very Much
2	2.82%		Do Not Know
71 Respondents			

Q69. To what extent do you think your OVERALL college education contributed to your knowledge, skills, and personal development in each of the following areas related to Scientific Reasoning? - Formulate a hypothesis

Count	Percent		
3	4.23%		Not at All
3	4.23%		Very Little
24	33.80%		Somewhat
37	52.11%		Very Much
4	5.63%		Do Not Know
71 Respondents			

Q70. To what extent do you think your OVERALL college education contributed to your knowledge, skills, and personal development in each of the following areas related to Scientific Reasoning? - Use the appropriate tools and techniques for collecting, analyzing, and evaluating data

Count	Percent		
2	2.82%		Not at All
3	4.23%		Very Little
16	22.54%		Somewhat
48	67.61%		Very Much
2	2.82%		Do Not Know
71 Respondents			

Q71. To what extent do you think your OVERALL college education contributed to your knowledge, skills, and personal development in each of the following areas related to Scientific Reasoning? - Apply the statistical methods and mathematical principles by which hypotheses are tested

Count	Percent		
4	5.63%		Not at All
6	8.45%		Very Little
26	36.62%		Somewhat
33	46.48%		Very Much
2	2.82%		Do Not Know
71 Respondents			

Q72. To what extent do you think your OVERALL college education contributed to your knowledge, skills, and personal development in each of the following areas related to Scientific Reasoning? - Effectively communicate the results of scientific investigations in an appropriate format

Count	Percent		
5	7.04%		Not at All
6	8.45%		Very Little
18	25.35%		Somewhat
40	56.34%		Very Much
2	2.82%		Do Not Know
71	Respondents		

Q73. To what extent do you think your OVERALL college education contributed to your knowledge, skills, and personal development in each of the following areas related to Scientific Reasoning? - Recognize the ethical implications of research on society

Count	Percent		
4	5.63%		Not at All
7	9.86%		Very Little
23	32.39%		Somewhat
34	47.89%		Very Much
3	4.23%		Do Not Know
71	Respondents		

Q74. To what extent do you think your OVERALL college education contributed to your knowledge, skills, and personal development in each of the following areas related to Artistic Expression and Critique? - Critique forms of artistic expression in visual arts, music, dance, literature or theater using universal standards of excellence appropriate for that form of artistic expression

Count	Percent		
12	16.90%		Not at All
12	16.90%		Very Little
20	28.17%		Somewhat
17	23.94%		Very Much
10	14.08%		Do Not Know
71	Respondents		

Q75. To what extent do you think your OVERALL college education contributed to your knowledge, skills, and personal development in each of the following areas related to Artistic Expression and Critique? - Create or develop a work in the visual arts, music, dance, poetry, or theater, which expresses an original idea, theory, and/or aesthetic value

Count	Percent		
18	25.35%		Not at All
14	19.72%		Very Little
12	16.90%		Somewhat
18	25.35%		Very Much
9	12.68%		Do Not Know
71 Respondents			

Q76. To what extent do you think your OVERALL college education contributed to your knowledge, skills, and personal development in each of the following areas related to Artistic Expression and Critique? - Communicate artistic/aesthetic values to an audience through the performance of music, dance, poetry, or theater productions

Count	Percent		
22	30.99%		Not at All
11	15.49%		Very Little
13	18.31%		Somewhat
16	22.54%		Very Much
9	12.68%		Do Not Know
71 Respondents			

Q77. To what extent do you think your OVERALL college education contributed to your knowledge, skills, and personal development in each of the following areas related to the Healthy Development of the Whole Person? - Define health to encompass physical, mental, emotional, social, and spiritual well-being

Count	Percent		
6	8.45%		Not at All
7	9.86%		Very Little
23	32.39%		Somewhat
29	40.85%		Very Much
6	8.45%		Do Not Know
71 Respondents			



Q78. To what extent do you think your OVERALL college education contributed to your knowledge, skills, and personal development in each of the following areas related to the Healthy Development of the Whole Person? - Understand the relationship between health and intentional choices in nutrition, physical activity, rest and leisure activities, social support, safe environments, and lifelong education

Count	Percent		
3	4.23%		Not at All
15	21.13%		Very Little
19	26.76%		Somewhat
29	40.85%		Very Much
5	7.04%		Do Not Know
71 Respondents			

Q79. To what extent do you think your OVERALL college education contributed to your knowledge, skills, and personal development in each of the following areas related to the Healthy Development of the Whole Person? - Communicate or teach the values of healthy life choices to others

Count	Percent		
4	5.63%		Not at All
10	14.08%		Very Little
23	32.39%		Somewhat
27	38.03%		Very Much
7	9.86%		Do Not Know
71 Respondents			

Q80. To what extent do you think your OVERALL college education contributed to your knowledge, skills, and personal development in each of the following areas related to the Healthy Development of the Whole Person? - Identify the influence of developmental theories and various cultures on perceptions and expectations of healthy development

Count	Percent		
4	5.63%		Not at All
9	12.68%		Very Little
22	30.99%		Somewhat
27	38.03%		Very Much
9	12.68%		Do Not Know
71 Respondents			

Q81. Please list what you believe are 2-3 strengths of your ESU education.

Count	Percent														
49	100.00%														
<table border="1"> <thead> <tr> <th>Count</th> <th>Percent</th> <th></th> <th></th> </tr> </thead> <tbody> <tr> <td>1</td> <td>2.04%</td> <td></td> <td>1. A lot of experience in the field 2. Smaller classes as I got deeper into my major classes</td> </tr> <tr> <td>1</td> <td>2.04%</td> <td></td> <td>1. Advisor helped resolve issues and aid educational, career, and future choices. 2. I had to actually do work - so I did learn.</td> </tr> </tbody> </table>				Count	Percent			1	2.04%		1. A lot of experience in the field 2. Smaller classes as I got deeper into my major classes	1	2.04%		1. Advisor helped resolve issues and aid educational, career, and future choices. 2. I had to actually do work - so I did learn.
Count	Percent														
1	2.04%		1. A lot of experience in the field 2. Smaller classes as I got deeper into my major classes												
1	2.04%		1. Advisor helped resolve issues and aid educational, career, and future choices. 2. I had to actually do work - so I did learn.												


1	2.04%	<input type="text"/>	1. affordable 2. pretty good over all 3. helped me build Resume
1	2.04%	<input type="text"/>	1. I learned to communicate with people 2. I learned to write effectively
1	2.04%	<input type="text"/>	1. Skills/qualities acquired from club activities 2. Experience with conducting research
1	2.04%	<input type="text"/>	A fairly decent biology program helped increase my content knowledge and I now know the cost of a college education, when paid for with student loans with fair interest rates, is almost not worth going, but the career I want requires a degree.
1	2.04%	<input type="text"/>	A lot of improvement with writing and critical thinking.
1	2.04%	<input type="text"/>	Ability to solve problems and make decisions with confidence. Ability to meet deadlines and take on large workloads at once.
1	2.04%	<input type="text"/>	Advisors support
1	2.04%	<input type="text"/>	affordable and easy
1	2.04%	<input type="text"/>	affordable.
1	2.04%	<input type="text"/>	aggression, determination and persistence
1	2.04%	<input type="text"/>	Analytical observation skills. Research skills.
1	2.04%	<input type="text"/>	Close knit sport management department, approachable professors, greek life
1	2.04%	<input type="text"/>	Communication with students Classroom technology
1	2.04%	<input type="text"/>	Community Connections, Small class sizes, I was taught valuable skills
1	2.04%	<input type="text"/>	diversity committment
1	2.04%	<input type="text"/>	dsnvfjdsnvs jvn
1	2.04%	<input type="text"/>	excellent lab facilities excellent and credible professors
1	2.04%	<input type="text"/>	For the most part I think that the Professors at ESU really care and are understanding of their students. I really like that my professors are so knowledgeable, not just about what they are teaching but about many things. I also like that they have had so many awesome real life experiences to tell about career wise.
1	2.04%	<input type="text"/>	Giving me the ability to critical think well and connect ideas together from other classes and link everything together to make sense of everything. Another strength is learning things from my college education and applying it to the real world which is imperative.(What is the point of education if you cant apply it.) Also my education has given me the ability to create my own ideas and research ideas from others to verify if something is erroneous or not.
1	2.04%	<input type="text"/>	Good advising and most of the professors care about our academic growth.
1	2.04%	<input type="text"/>	Great education program, great faculty in the Math and Education departments.
1	2.04%	<input type="text"/>	great net working, reliable name, and overall experience
1	2.04%	<input type="text"/>	Hands-on lab experience, close relationships with professors
1	2.04%	<input type="text"/>	I have developed good relations with professors. Some professors here are amazing. People are friendly.
1	2.04%	<input type="text"/>	It teaches theories and applications of a subject. It has small classrooms and professor are accessible.
1	2.04%	<input type="text"/>	Learned how to cope with constant challenges and assignments. Great environment.
1	2.04%	<input type="text"/>	Location, no local competition
1	2.04%	<input type="text"/>	My knowledge base in Athletic Training, and ability to write comprehensive papers
1	2.04%	<input type="text"/>	n/a
1	2.04%	<input type="text"/>	Night and weekend classes, accelerated schedule, and proximity of the campus to my home.

1	2.04%	<input type="text"/>	Nothing. I had to do everything myself.
1	2.04%	<input type="text"/>	Opening up to new and exciting opportunities and expressing/taking on new challenges
1	2.04%	<input type="text"/>	Out-of-classroom experience
1	2.04%	<input type="text"/>	Personal teaching Networking Location
1	2.04%	<input type="text"/>	Professors Class size
1	2.04%	<input type="text"/>	Quality of professor Small class Friendly campus
1	2.04%	<input type="text"/>	Small class sizes and highly educated professors within my major department.
1	2.04%	<input type="text"/>	small classrooms and nice teachers
1	2.04%	<input type="text"/>	Some good professors, All of special Education department, READ 412 with Dr. Eckard
1	2.04%	<input type="text"/>	sport management is a growing major but we were a close nit group my adviser was very helpful
1	2.04%	<input type="text"/>	the diversity of teaching methods of professors, and the diversity of the student population
1	2.04%	<input type="text"/>	The friendly staff, the smaller class sizes, and the student body.
1	2.04%	<input type="text"/>	The overall learning experience is great, and they have great faculty members (Professors) who goes above and beyond to help students.
1	2.04%	<input type="text"/>	The small class sizes of LV campus where a huge benefit to all the non traditional students because it afforded us more one on one time with the instructor. This also led to great discussions on the subject matter between the students and the instructors. ESU does have a vast array of classes available for their students and the paths that they may chose to follow.
1	2.04%	<input type="text"/>	There is a strong science department with professors that care about students Athletics is strong here
1	2.04%	<input type="text"/>	What I learned about myself and what I learned about teaching. I learned a lot about using technology in teaching and how it can be useful and used in the right way.
1	2.04%	<input type="text"/>	work Ethic

49 Respondents

Q82. Please share an additional impressions or opinions you have regarding ESU.

Count Percent

35 100.00% 

Count Percent

1	2.86%	<input type="text"/>	Best school in Pa
1	2.86%	<input type="text"/>	A dual or tri-level parking garage in place of the pit would alleviate most of the parking issues the campus faces, in addition to validating our parking permit fee. Also...why do commuters pay for a parking permit when transportation fees are built into our tuition? Just saying.
1	2.86%	<input type="text"/>	Being a non-traditional student, I found the ESU community to be inviting even on main campus for the classes that I enrolled in.
1	2.86%	<input type="text"/>	Diversity is strong
1	2.86%	<input type="text"/>	djsnfdsnfds
1	2.86%	<input type="text"/>	ESU shouldn't be an accredited university.
1	2.86%	<input type="text"/>	Financial aid counseling needs to be way better
1	2.86%	<input type="text"/>	have fun but be smart

1	2.86%	<input type="text"/>	I am a better person because of my education at ESU. I will be continuing for my graduate degree here as well.
1	2.86%	<input type="text"/>	i believe they should whole heartedly treat us like adults, most of us are 18 when we enter college, legally we are adults, the school can send a letter home with you get an alcohol citation but our grades are private that our parents cant see.. i think that is ridiculous, it should be either everything or nothing
1	2.86%	<input type="text"/>	I think the arts program is completely minimal and the arts program here barely contributed to my learning at all.
1	2.86%	<input type="text"/>	I think the science program needs to be taken more seriously. The class sizes in labs would increase, but there would not be enough materials for the entire class. My biggest impression of ESU is that the faculty are wonderful, but the administration doesn't care about giving science majors a quality education.
1	2.86%	<input type="text"/>	if you plan right, it's a great opportunity to get a good education
1	2.86%	<input type="text"/>	Many professors need to take courses on how to communicate effectively with students - specifically speaking with the bio and chem professors since that's where the bulk of my experience was.
1	2.86%	<input type="text"/>	MOST (90 %) of the ESU staff I enjoyed as professors because they were adamant about helping the students and were concerned about student success. I always believed that student success and faculty success are highly related and I call it the student-professor mirror relationship. If the professor is not succesful at educating then dedicated students wont succesfully become educated. Students must also give 100% effort along with the professor to learn different ideas and educate themselves as well.
1	2.86%	<input type="text"/>	Most of faultys and students are friendly here in ESU.
1	2.86%	<input type="text"/>	most of the classes are not that hard
1	2.86%	<input type="text"/>	My 3 and a half years at ESU will be the most memorable times of my life this far.
1	2.86%	<input type="text"/>	My experience at ESU has generally soured my opinion of academia. I feel that majority of my education was self-taught through the provided texts and Googling. The support I received was minimal, at best, and the campus felt disorganized in every respect.
1	2.86%	<input type="text"/>	My impressions of ESU are that more attention is needed to be given to non-traditional students.
2	5.71%	<input type="text"/>	n/a
2	5.71%	<input type="text"/>	N/A
1	2.86%	<input type="text"/>	other schools are more easy to get involved in and have more enriching requirements for majors besides classes
1	2.86%	<input type="text"/>	proficient administration, regarding specific student interaction
1	2.86%	<input type="text"/>	Received a low GPA due to transferred classes, never received any scholarships or funding assistance.
1	2.86%	<input type="text"/>	SAA is really comprised of a wonderful set of people that genuinely care about their students and try to enhance their knowledge and skills.
1	2.86%	<input type="text"/>	Sciences are not supported as much as they can be.
1	2.86%	<input type="text"/>	Some people have negative things to say about ESU. I do not think it is a problem with ESU but rather an unfit individual. Some people flourish while others fail. This come down to maturity level of students. Are there better Athletic Training programs at other institutions? Maybe, but ESU was a great fit for myself and I feel I am more prepared than others to begin my Professional career.
1	2.86%	<input type="text"/>	The campus activity culture is widespread, but more emphasis could be placed on developing quality academic programs.
1	2.86%	<input type="text"/>	The campus is a very welcoming environment for new students and the staff does all that they can to try and help students earn more knowledge and better themselves as human beings.
1	2.86%	<input type="text"/>	The commuter lounge is way too small for the amount of commuter students enrolled. The caroches are dirty and old, no place to store keep meals (like a refrigerator) on days I actually stay here long hours using the library and wait for evening classes. Definitely, the school should invest in a better commuter lounge. By the way, the GYM is excellent!!!
1	2.86%	<input type="text"/>	The psychology department is very well run and functional
1	2.86%	<input type="text"/>	Why does the library close so early? Why are there no quiet cafes to enjoy coffee? Why does all the café food taste the same? Put less salt on it. Empowerment is a result of inclusion. Relationships form around food. If we improve the quality of the food and the dining experience as a whole, a feeling of inclusion will follow, empowerment would increase, motivation would increase, and the academic achievement of students

would also increase.

35 Respondents

Q83. What is MOST LIKELY to be your PRINCIPAL activity upon graduation? (Select up to two below).

Count	Respondent %	Response %		
48	68.57%	47.52%		Employment, full-time paid
11	15.71%	10.89%		Employment, part-time paid
22	31.43%	21.78%		Graduate or professional school, full-time
7	10.00%	6.93%		Graduate or professional school, part-time
2	2.86%	1.98%		Additional undergraduate coursework
0	0.00%	0.00%		Military service
4	5.71%	3.96%		Volunteer activity (e.g., Peace Corps)
3	4.29%	2.97%		Starting or raising a family
4	5.71%	3.96%		Other

Count	Percent		
1	25.00%		Better paying job!
1	25.00%		Disney College Program
1	25.00%		Stupid school
1	25.00%		substitute teaching

70 Respondents

101 Responses

Q84. Please describe your post-graduation employment situation.

Count	Respondent %	Response %	
25	96.15%	26.60%	Organization:

Count	Percent		
1	4.00%		Alexion
1	4.00%		Allentown Women's Center
1	4.00%		Auxilliaris program cultural ambassador to Spain
1	4.00%		Camelback Mountain Resort
1	4.00%		Camelback Mt Resort
1	4.00%		Career Institute of Technology
1	4.00%		Disney World
1	4.00%		Everetts AC

1	4.00%	<input type="checkbox"/>	Fitzmaurice Community Services
1	4.00%	<input type="checkbox"/>	GEPIK
1	4.00%	<input type="checkbox"/>	Maximus
1	4.00%	<input type="checkbox"/>	n/a
3	12.00%	<input checked="" type="checkbox"/>	N/A
1	4.00%	<input type="checkbox"/>	na
1	4.00%	<input type="checkbox"/>	Not Sure Yet
1	4.00%	<input type="checkbox"/>	Pocono Cinema & Cultural Center
1	4.00%	<input type="checkbox"/>	PRF&L
1	4.00%	<input type="checkbox"/>	Toys R Us
1	4.00%	<input type="checkbox"/>	unknown at this time
1	4.00%	<input type="checkbox"/>	Versa Lift
1	4.00%	<input type="checkbox"/>	Wallkill Valley Regional High School
1	4.00%	<input type="checkbox"/>	Walmart Pharmacy
1	4.00%	<input type="checkbox"/>	Wayne conservation district

25      96.15%      26.60%       Job Title:

Count	Percent		
1	4.00%	<input type="checkbox"/>	Account Receivable
1	4.00%	<input type="checkbox"/>	Acting Coordinator of Adult Education
1	4.00%	<input type="checkbox"/>	English Secondary Language Teacher
1	4.00%	<input type="checkbox"/>	English Teacher
1	4.00%	<input type="checkbox"/>	Front End Department Supervisor
1	4.00%	<input type="checkbox"/>	Group Home Manager
1	4.00%	<input type="checkbox"/>	HVAC Tech
1	4.00%	<input type="checkbox"/>	Immunochemist
1	4.00%	<input type="checkbox"/>	n/a
4	16.00%	<input checked="" type="checkbox"/>	N/A
1	4.00%	<input type="checkbox"/>	na
1	4.00%	<input type="checkbox"/>	Nationally Certified Technician
1	4.00%	<input type="checkbox"/>	Paint and Prep
1	4.00%	<input type="checkbox"/>	Painter
1	4.00%	<input type="checkbox"/>	Patient Advocate & Administrator
1	4.00%	<input type="checkbox"/>	Pharmaceutical Rep

1	4.00%	<input type="text"/>	Projectionist
1	4.00%	<input type="text"/>	Recreation
1	4.00%	<input type="text"/>	Resource conservationist
1	4.00%	<input type="text"/>	Ski Instructor
1	4.00%	<input type="text"/>	Specialist
1	4.00%	<input type="text"/>	Substitute Teacher and Assistant Track Coach

22      84.62%      23.40%  Salary:

Count	Percent		
1	4.55%	<input type="text"/>	\$25,000
2	9.09%	<input type="text"/>	\$30,000
1	4.55%	<input type="text"/>	\$8.75
1	4.55%	<input type="text"/>	12,000
1	4.55%	<input type="text"/>	2,500 a month
1	4.55%	<input type="text"/>	20/hour
1	4.55%	<input type="text"/>	26000
1	4.55%	<input type="text"/>	27,000
1	4.55%	<input type="text"/>	32,000
1	4.55%	<input type="text"/>	40,000
1	4.55%	<input type="text"/>	45,000
1	4.55%	<input type="text"/>	50,000
1	4.55%	<input type="text"/>	60,000
1	4.55%	<input type="text"/>	8.50/hr
1	4.55%	<input type="text"/>	800E a month
1	4.55%	<input type="text"/>	n/a
1	4.55%	<input type="text"/>	n/A
3	13.64%	<input type="text"/>	N/A
1	4.55%	<input type="text"/>	na

22      84.62%      23.40%  How long have you held this position?


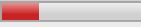
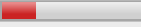
Count	Percent		
1	4.55%	<input type="text"/>	0
3	13.64%	<input type="text"/>	1 year
1	4.55%	<input type="text"/>	12 years
1	4.55%	<input type="text"/>	2 years

1	4.55%		3 months
2	9.09%		3 years
2	9.09%		4 years
1	4.55%		5 years
2	9.09%		7 years
1	4.55%		8 years
1	4.55%		I will begin in October 2016
2	9.09%		n/a
2	9.09%		N/A
1	4.55%		na
1	4.55%		Not currently Employed









26 Respondents

94 Responses

Q85. Would you say your current job is related to the primary major you indicated previously?

Count	Percent		
7	12.73%		Yes, it is directly related to my major
14	25.45%		Yes, it is slightly or indirectly related to my major
13	23.64%		No, my current job is not related to my major
21	38.18%		I am not currently employed
55	Respondents		

Q86. Please select the statement that best matches your plans to further your education:

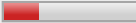
Count	Percent										
2	6.90%		I have already been accepted into graduate or professional school.								
8	27.59%		I have already applied to graduate or professional school, though I have not yet been accepted.								
14	48.28%		I anticipate applying to graduate or professional school within the next year.								
3	10.34%		I anticipate applying to graduate or professional school within the next five years.								
2	6.90%		Other								
<table border="1"> <thead> <tr> <th>Count</th> <th>Percent</th> <th></th> <th></th> </tr> </thead> <tbody> <tr> <td>1</td> <td>50.00%</td> <td></td> <td>TBD</td> </tr> </tbody> </table>				Count	Percent			1	50.00%		TBD
Count	Percent										
1	50.00%		TBD								





















29 Respondents


Q87. Program #1

Count	Respondent %	Response %
-------	--------------	------------



25 96.15% 33.78%  Institution Name

Count	Percent		Institution Name
1	4.00%		Cornell Law School
1	4.00%		East Stroudsburg
1	4.00%		East Stroudsburg University
3	12.00%		ESU
1	4.00%		Funiber
1	4.00%		Kutztown University
3	12.00%		Marywood
1	4.00%		maywood university
2	8.00%		n/a
1	4.00%		New York Medical College
1	4.00%		Penn State
1	4.00%		penn state hersey
1	4.00%		springfield college
1	4.00%		Temple University: School of Medicine
1	4.00%		Thomas Jefferson University
1	4.00%		UCLA
1	4.00%		University of Georgia
1	4.00%		West Chester
1	4.00%		West Chester Univerisity
1	4.00%		West Chester University

24 92.31% 32.43%  Program/Field

Count	Percent		Program/Field
1	4.17%		Applied Linguistics
1	4.17%		Athletic Training
1	4.17%		counseling
1	4.17%		Health Education
1	4.17%		Human Resources
1	4.17%		Law
1	4.17%		Library and Information Technology
1	4.17%		Medical Program
1	4.17%		Mental Health Counseling

1	4.17%	<input type="checkbox"/>	MPH
1	4.17%	<input type="checkbox"/>	n/a
1	4.17%	<input type="checkbox"/>	Occupational Therapy
1	4.17%	<input type="checkbox"/>	PA
1	4.17%	<input type="checkbox"/>	Physical Education
1	4.17%	<input type="checkbox"/>	Physical Therapy
1	4.17%	<input type="checkbox"/>	Political sciences
1	4.17%	<input type="checkbox"/>	psych
1	4.17%	<input type="checkbox"/>	psychology
1	4.17%	<input type="checkbox"/>	Psychology
1	4.17%	<input type="checkbox"/>	Science
1	4.17%	<input type="checkbox"/>	Social work
1	4.17%	<input type="checkbox"/>	Social Work
1	4.17%	<input type="checkbox"/>	Sociology
1	4.17%	<input type="checkbox"/>	Speech Pathology

25      96.15%      33.78%   Degree (Certificate, M.A., M.S., M.B.A., M.P.A., M.D., Ph.D., etc.)

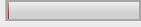
Count	Percent		
1	4.00%	<input type="checkbox"/>	D.P.T.
1	4.00%	<input type="checkbox"/>	JD
1	4.00%	<input type="checkbox"/>	M.A
1	4.00%	<input type="checkbox"/>	M.A.
1	4.00%	<input type="checkbox"/>	M.B.A.
1	4.00%	<input type="checkbox"/>	M.S
1	4.00%	<input type="checkbox"/>	M.S, Ph.D
4	16.00%	<input checked="" type="checkbox"/>	M.S.
1	4.00%	<input type="checkbox"/>	MA
1	4.00%	<input type="checkbox"/>	Masters
3	12.00%	<input checked="" type="checkbox"/>	MBA
1	4.00%	<input type="checkbox"/>	ms
4	16.00%	<input checked="" type="checkbox"/>	MS
2	8.00%	<input type="checkbox"/>	MSW
1	4.00%	<input type="checkbox"/>	n/a
1	4.00%	<input type="checkbox"/>	Ph.D

26 Respondents

74 Responses

Q88. Program #2

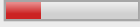

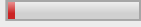





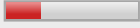
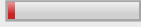






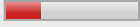
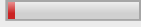



Count	Respondent %	Response %		Institution Name
10	100.00%	33.33%		
<b>Count      Percent</b>				
1	10.00%			Columbia University
1	10.00%			Desales
1	10.00%			Georgia State University
1	10.00%			IUP
1	10.00%			n/a
1	10.00%			Philadelphia College of Osteopathic Medicine
1	10.00%			Seton Hall
1	10.00%			Stony Brook University
1	10.00%			Temple
1	10.00%			Temple University
10	100.00%	33.33%		Program/Field
<b>Count      Percent</b>				
1	10.00%			Education
1	10.00%			Law
1	10.00%			Medical Program
1	10.00%			n/a
1	10.00%			Occupational Therapy
1	10.00%			PA
1	10.00%			Physical therapy
1	10.00%			Psychology
1	10.00%			Social Work
1	10.00%			Sports Medecine
10	100.00%	33.33%		Degree (Certificate, M.A., M.S., M.B.A., M.P.A., M.D., Ph.D., etc.)
<b>Count      Percent</b>				
1	10.00%			D.P.T.
1	10.00%			JD
1	10.00%			M.S, Ph.D


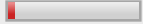
1	10.00%		MBA
3	30.00%		MS
1	10.00%		MSW
1	10.00%		n/a
1	10.00%		Ph.D



10 Respondents


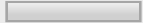
















































30 Responses

Q89. Program #3

Count	Respondent %	Response %		Institution Name
7	100.00%	33.33%		
<b>Count      Percent</b>				
1	14.29%			Columbia
1	14.29%			Duke University
1	14.29%			Kings College
1	14.29%			Marywood
1	14.29%			n/a
1	14.29%			University of the Sciences
1	14.29%			University of Westchester
7	100.00%	33.33%		Program/Field
<b>Count      Percent</b>				
1	14.29%			Exercise and sport science
1	14.29%			Law
1	14.29%			n/a
1	14.29%			Occupational Therapy
1	14.29%			PA
1	14.29%			Physical therapy
1	14.29%			Social Work
7	100.00%	33.33%		Degree (Certificate, M.A., M.S., M.B.A., M.P.A., M.D., Ph.D., etc.)
<b>Count      Percent</b>				
1	14.29%			D.P.T.
1	14.29%			JD
2	28.57%			MS
1	14.29%			MSW

1	14.29%		n/a
1	14.29%		Ph.D
7 Respondents			
21 Responses			

Q90. Have you used the ESU Career Development Center as a resource for your career or graduate school planning and/or preparation?			
Count	Percent		
30	43.48%		Yes
39	56.52%		No
69 Respondents			

Q91. Please choose from among the following options that apply to you, and describe your experience(s) with the Career Development Center.																																																																							
Count	Percent																																																																						
23	76.67%		My overall experiences with the Career Development Center were positive. Here is an example of my experiences:																																																																				
<table border="1"> <thead> <tr> <th>Count</th> <th>Percent</th> <th></th> <th></th> </tr> </thead> <tbody> <tr> <td>1</td> <td>4.35%</td> <td></td> <td>awesome</td> </tr> <tr> <td>1</td> <td>4.35%</td> <td></td> <td>Email for an internship opportunity got sent to the wrong student (same name) Melinda contacted me by phone to figure out what had happened. I ended up being the selected candidate for the internship - an opportunity I would have missed if no one had ever tried to reach out to me. Thanks to her very much.</td> </tr> <tr> <td>1</td> <td>4.35%</td> <td></td> <td>Experienced, knowledgeable, and available.</td> </tr> <tr> <td>1</td> <td>4.35%</td> <td></td> <td>fdvfdv</td> </tr> <tr> <td>1</td> <td>4.35%</td> <td></td> <td>helped me build my resume and my interview for my internship</td> </tr> <tr> <td>1</td> <td>4.35%</td> <td></td> <td>helpful, available</td> </tr> <tr> <td>1</td> <td>4.35%</td> <td></td> <td>I attended the Senior Transitions Conference this semester with Daria, sponsored by Dr. Peter Prium. The experience was very beneficial, especially the one-on-one time I got with Daria and her wealth of experience.</td> </tr> <tr> <td>1</td> <td>4.35%</td> <td></td> <td>I had to get my resume critiqued and they showed me how to achieve an outstanding resume.</td> </tr> <tr> <td>1</td> <td>4.35%</td> <td></td> <td>I have an appointment scheduled, but the office staff were very helpful.</td> </tr> <tr> <td>1</td> <td>4.35%</td> <td></td> <td>I have attended numerous seminars and an etiquette dinner and I learnt a lot from all.</td> </tr> <tr> <td>1</td> <td>4.35%</td> <td></td> <td>Luke was very helpful with helping me revise and update my resume</td> </tr> <tr> <td>1</td> <td>4.35%</td> <td></td> <td>Rewrote my entire resume and practiced interviews techniques</td> </tr> <tr> <td>1</td> <td>4.35%</td> <td></td> <td>The resume and personal statement assistance was very helpful.</td> </tr> <tr> <td>1</td> <td>4.35%</td> <td></td> <td>They did a great job of explaining the resume making process.</td> </tr> <tr> <td>1</td> <td>4.35%</td> <td></td> <td>They were very helpful with perfecting my resume and gave me some tips for job interviews.</td> </tr> <tr> <td>1</td> <td>4.35%</td> <td></td> <td>Very helpful staff.</td> </tr> </tbody> </table>				Count	Percent			1	4.35%		awesome	1	4.35%		Email for an internship opportunity got sent to the wrong student (same name) Melinda contacted me by phone to figure out what had happened. I ended up being the selected candidate for the internship - an opportunity I would have missed if no one had ever tried to reach out to me. Thanks to her very much.	1	4.35%		Experienced, knowledgeable, and available.	1	4.35%		fdvfdv	1	4.35%		helped me build my resume and my interview for my internship	1	4.35%		helpful, available	1	4.35%		I attended the Senior Transitions Conference this semester with Daria, sponsored by Dr. Peter Prium. The experience was very beneficial, especially the one-on-one time I got with Daria and her wealth of experience.	1	4.35%		I had to get my resume critiqued and they showed me how to achieve an outstanding resume.	1	4.35%		I have an appointment scheduled, but the office staff were very helpful.	1	4.35%		I have attended numerous seminars and an etiquette dinner and I learnt a lot from all.	1	4.35%		Luke was very helpful with helping me revise and update my resume	1	4.35%		Rewrote my entire resume and practiced interviews techniques	1	4.35%		The resume and personal statement assistance was very helpful.	1	4.35%		They did a great job of explaining the resume making process.	1	4.35%		They were very helpful with perfecting my resume and gave me some tips for job interviews.	1	4.35%		Very helpful staff.
Count	Percent																																																																						
1	4.35%		awesome																																																																				
1	4.35%		Email for an internship opportunity got sent to the wrong student (same name) Melinda contacted me by phone to figure out what had happened. I ended up being the selected candidate for the internship - an opportunity I would have missed if no one had ever tried to reach out to me. Thanks to her very much.																																																																				
1	4.35%		Experienced, knowledgeable, and available.																																																																				
1	4.35%		fdvfdv																																																																				
1	4.35%		helped me build my resume and my interview for my internship																																																																				
1	4.35%		helpful, available																																																																				
1	4.35%		I attended the Senior Transitions Conference this semester with Daria, sponsored by Dr. Peter Prium. The experience was very beneficial, especially the one-on-one time I got with Daria and her wealth of experience.																																																																				
1	4.35%		I had to get my resume critiqued and they showed me how to achieve an outstanding resume.																																																																				
1	4.35%		I have an appointment scheduled, but the office staff were very helpful.																																																																				
1	4.35%		I have attended numerous seminars and an etiquette dinner and I learnt a lot from all.																																																																				
1	4.35%		Luke was very helpful with helping me revise and update my resume																																																																				
1	4.35%		Rewrote my entire resume and practiced interviews techniques																																																																				
1	4.35%		The resume and personal statement assistance was very helpful.																																																																				
1	4.35%		They did a great job of explaining the resume making process.																																																																				
1	4.35%		They were very helpful with perfecting my resume and gave me some tips for job interviews.																																																																				
1	4.35%		Very helpful staff.																																																																				
2	6.67%		My overall experiences with the Career Development Center were negative. Here is an example of my experiences:																																																																				

Count	Percent	
1	50.00%	N/A
5	16.67%	My overall experiences with the Career Development Center were neither positive nor negative. Here is an example of my experiences:
Count	Percent	
1	20.00%	I've been able to apply to jobs and internships through Warrior Careers. I didn't pursue the one internship that I was offered, but I did get an offer. The development center also offered to help with my resume.
1	20.00%	interviewed for an internship with Sanofi Pasteur, but did not get hired
1	20.00%	Staff not available when stated and was able to email to get needed information
1	20.00%	The Career services held an informational lecture during one of my teaching classes. The information was helpful, but I had heard a lot of it before and there wasn't a lot of information that was drastically helpful.
1	20.00%	Went to get a review of a resume.
30 Respondents		

Q92. Why did you choose NOT to use the Career Development Center?

Count	Percent	
4	10.26%	I was unaware the Career Development Center existed
13	33.33%	I had no time to visit the Career Development Center
7	17.95%	I felt I did not need to use the Career Development Center
9	23.08%	I was planning to visit, but I never got around to it
2	5.13%	I didn't think the services they offered would be helpful
2	5.13%	I got career advice elsewhere, such as from a major professor
2	5.13%	Other
Count	Percent	
1	50.00%	I'm staying at the same school I've receiving my B.S. at
39 Respondents		

Q93. Please provide up to 3 suggestions to improve ESU's Career Development Center.

Count	Respondent %	Response %	
25	100.00%	40.32%	Suggestion 1
Count	Percent		
1	4.00%	a bigger office	
1	4.00%	Advertise services more often	
1	4.00%	Better times available	
1	4.00%	fdvfd	
1	4.00%	have more connections for students to get jobs	

1	4.00%	<input type="checkbox"/>	Hire
1	4.00%	<input type="checkbox"/>	in class presentation
1	4.00%	<input type="checkbox"/>	International job perspective
1	4.00%	<input type="checkbox"/>	JOBS IN OTHER AREAS
1	4.00%	<input type="checkbox"/>	less pressure on students
1	4.00%	<input type="checkbox"/>	make an online help line
1	4.00%	<input type="checkbox"/>	Mandatory meetings
1	4.00%	<input type="checkbox"/>	More advertising on campus
1	4.00%	<input type="checkbox"/>	more interviews on campus
1	4.00%	<input type="checkbox"/>	More staff
1	4.00%	<input type="checkbox"/>	More visibility
1	4.00%	<input type="checkbox"/>	n/a
2	8.00%	<input type="checkbox"/>	N/A
1	4.00%	<input type="checkbox"/>	Na
1	4.00%	<input type="checkbox"/>	new school
1	4.00%	<input type="checkbox"/>	None
1	4.00%	<input type="checkbox"/>	Organization
1	4.00%	<input type="checkbox"/>	Reach out to all students
1	4.00%	<input type="checkbox"/>	Student Mentor Program

21      84.00%      33.87%   Suggestion 2

Count	Percent		
1	4.76%	<input type="checkbox"/>	Better availability
1	4.76%	<input type="checkbox"/>	career development test
1	4.76%	<input type="checkbox"/>	fvd
1	4.76%	<input type="checkbox"/>	Give presentations for each major around campus
1	4.76%	<input type="checkbox"/>	help commuters and part-time students
1	4.76%	<input type="checkbox"/>	Intelligent and qualified
1	4.76%	<input type="checkbox"/>	less pressure on students
1	4.76%	<input type="checkbox"/>	More advertising of the services available
1	4.76%	<input type="checkbox"/>	more application suggestions
1	4.76%	<input type="checkbox"/>	More educational Fairs
1	4.76%	<input type="checkbox"/>	MORE HELP
1	4.76%	<input type="checkbox"/>	more staff

1	4.76%	<input type="text"/>	Much smaller class sizes
2	9.52%	<input type="text"/>	n/a
2	9.52%	<input type="text"/>	N/A
1	4.76%	<input type="text"/>	Na
1	4.76%	<input type="text"/>	relocation
1	4.76%	<input type="text"/>	Senior-Specific Programming
1	4.76%	<input type="text"/>	working with other students

16 64.00% 25.81%  Suggestion 3

Count	Percent		
1	6.25%	<input type="text"/>	contact all seniors
1	6.25%	<input type="text"/>	having referrals available in all offices
1	6.25%	<input type="text"/>	Hold more job fairs
1	6.25%	<input type="text"/>	Individuals
1	6.25%	<input type="text"/>	KNOW MORE ABOUT THE JOBS SUGGESTING
1	6.25%	<input type="text"/>	less pressure on students
1	6.25%	<input type="text"/>	longer hours
1	6.25%	<input type="text"/>	make mandatory
1	6.25%	<input type="text"/>	More diverse staff
1	6.25%	<input type="text"/>	more events
1	6.25%	<input type="text"/>	More Parking
1	6.25%	<input type="text"/>	n/a
2	12.50%	<input type="text"/>	N/A
1	6.25%	<input type="text"/>	Na
1	6.25%	<input type="text"/>	new staff

25 Respondents

62 Responses

Q94. Person 1


Count	Respondent %	Response %	
57	91.94%	25.56%	<input type="text"/> First Name

Count	Percent		
1	1.75%	<input type="text"/>	A.
1	1.75%	<input type="text"/>	Adam
1	1.75%	<input type="text"/>	Allan




2	3.51%	<input type="text"/>	Andrew
1	1.75%	<input type="text"/>	Caroline
1	1.75%	<input type="text"/>	Christopher
1	1.75%	<input type="text"/>	Craig
1	1.75%	<input type="text"/>	Cynthia
1	1.75%	<input type="text"/>	Daria
2	3.51%	<input type="text"/>	Donna
1	1.75%	<input type="text"/>	Douglas
1	1.75%	<input type="text"/>	Dr.
1	1.75%	<input type="text"/>	Elaine
1	1.75%	<input type="text"/>	Gerard
3	5.26%	<input type="text"/>	Heather
1	1.75%	<input type="text"/>	Heon Choul
1	1.75%	<input type="text"/>	Howard
2	3.51%	<input type="text"/>	James
1	1.75%	<input type="text"/>	Janet
2	3.51%	<input type="text"/>	Jennifer
1	1.75%	<input type="text"/>	Joe
4	7.02%	<input type="text"/>	John
1	1.75%	<input type="text"/>	Jon
1	1.75%	<input type="text"/>	Jorge
1	1.75%	<input type="text"/>	June
1	1.75%	<input type="text"/>	Melinda
1	1.75%	<input type="text"/>	Michael
1	1.75%	<input type="text"/>	mike
1	1.75%	<input type="text"/>	No
1	1.75%	<input type="text"/>	Pat
1	1.75%	<input type="text"/>	Patricia
1	1.75%	<input type="text"/>	Pattabiraman
2	3.51%	<input type="text"/>	Patti
3	5.26%	<input type="text"/>	Paul
1	1.75%	<input type="text"/>	Paula
1	1.75%	<input type="text"/>	Paule
		<input type="text"/>	

1	1.75%		Peter
1	1.75%		Rob
1	1.75%		Robert
1	1.75%		Sandra
2	3.51%		Sheila
1	1.75%		Shiela
1	1.75%		Stephanie
1	1.75%		Steven

61      98.39%      27.35%  Last Name

Count	Percent		
1	1.64%		Adras
1	1.64%		Akob
1	1.64%		Aldras
1	1.64%		Aldres
2	3.28%		Bartoli
1	1.64%		Batorli
1	1.64%		Benn
1	1.64%		Boburka
1	1.64%		Chang
1	1.64%		Cohen
1	1.64%		Dr. KG
1	1.64%		Eckard
1	1.64%		Freediman
1	1.64%		French
3	4.92%		Garrison
1	1.64%		Gesell
1	1.64%		Gold
1	1.64%		Hamill
3	4.92%		Handy
2	3.28%		Hodge
1	1.64%		Kashner
1	1.64%		Kim
2	3.28%		Kraybill-Greggo


1	1.64%		Kuchinski
1	1.64%		Laffey
1	1.64%		McGlynn
1	1.64%		McKenzie
1	1.64%		Merli
1	1.64%		Mishkin
1	1.64%		Moses
1	1.64%		Neelakantan
1	1.64%		One
2	3.28%		Parker
1	1.64%		Patrick Monaghan
1	1.64%		Pepe
1	1.64%		Perez
1	1.64%		Pruim
1	1.64%		Rogers
1	1.64%		Rosen
1	1.64%		Rozea
1	1.64%		santella
1	1.64%		Shive
2	3.28%		Vagliardo
1	1.64%		walters
1	1.64%		Whidden
2	3.28%		White
2	3.28%		Whitehead
1	1.64%		Wielebinski
2	3.28%		Wilson

61 98.39% 27.35%  Department

Count	Percent		
2	3.28%		Athletic Training
2	3.28%		athletics
1	1.64%		Biological Science
3	4.92%		Biology
1	1.64%		Biotech advisor

1	1.64%	<input type="text"/>	Biotechnology
2	3.28%	<input type="text"/>	Business
1	1.64%	<input type="text"/>	Business Management
1	1.64%	<input type="text"/>	career development center
1	1.64%	<input type="text"/>	Career Development Center
1	1.64%	<input type="text"/>	Chemistry
1	1.64%	<input type="text"/>	Communication Studies
1	1.64%	<input type="text"/>	early childhood education
1	1.64%	<input type="text"/>	Economics
2	3.28%	<input type="text"/>	Education
1	1.64%	<input type="text"/>	Elementary Education
2	3.28%	<input type="text"/>	English
1	1.64%	<input type="text"/>	Helped
2	3.28%	<input type="text"/>	History
1	1.64%	<input type="text"/>	Lehigh Valley Campu
1	1.64%	<input type="text"/>	Marketing
1	1.64%	<input type="text"/>	Orientation and New Student Programs
2	3.28%	<input type="text"/>	Philosophy
1	1.64%	<input type="text"/>	Physical Education
1	1.64%	<input type="text"/>	Physics
1	1.64%	<input type="text"/>	Political science
1	1.64%	<input type="text"/>	Political Science
1	1.64%	<input type="text"/>	Psychology
1	1.64%	<input type="text"/>	PSED
1	1.64%	<input type="text"/>	PSYC
1	1.64%	<input type="text"/>	psychology
4	6.56%	<input type="text"/>	Psychology
1	1.64%	<input type="text"/>	Public Health Department
1	1.64%	<input type="text"/>	Recreation Services Management
1	1.64%	<input type="text"/>	Rehabilitative and Human Services
2	3.28%	<input type="text"/>	Res Life
1	1.64%	<input type="text"/>	SAA
1	1.64%	<input type="text"/>	Social work/Sociology
		<input type="text"/>	

1	1.64%		Sociology, criminal justice, social work
1	1.64%		Sociology, Social Work and Criminal Justice
2	3.28%		Special Education
1	1.64%		sport management
1	1.64%		Sport Management
1	1.64%		Staff and Student Support Coordinator
1	1.64%		Study Abroad
1	1.64%		Theatre
1	1.64%		VA

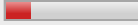















44 70.97% 19.73%  Comments

Count	Percent		
1	2.27%		Always there to help.
1	2.27%		Amazing advisor, very supportive and understanding, one of the only professors who took time to get to know me.
1	2.27%		Amazing professor, always here when you need information, friendly, helpful
1	2.27%		Best ADVISOR EVER
1	2.27%		Best advisor ever!
1	2.27%		By far one of my favorite prof.
1	2.27%		Dr. Aldras always went above and beyond as my adviser. Whether it was helping me pick/get into classes or convincing me to be more active with the Biotech club, he is the first person I think of when I think about ESU.
1	2.27%		Dr. Garrison helped me quite a lot through my 4 years here and made sure I was on track when I didn't know much about the SPED/Secondary Ed program. I will be forever thankful for her help here at ESU!
1	2.27%		Dr. Hodge has been a wonderful professor both in the classroom and out. She encourages and provided advice to me as a student. It is clear that she loves her students and wants them to be successful both academically and personally.
1	2.27%		Dr. Hodge is an excellent professor who is passionate and concerned with her students. She encourages and motivates her students to do well.
1	2.27%		Dr. KG is my adviser and I had a couple of social work classes with him. He is excellent. he is a great mentor and advisor. He is always willing to help students on all topics. He helped me through with my 400 hours internship and his regular site visits felt very comforting, knowing that he was there to available to guide me through. I am very grateful to have him as my adviser, and I will continue to look up to him throughout my career.
1	2.27%		Dr. Vagliardo is an incredibly intelligent person and every time I have a conversation with him, I learn something valuable. He is a great professor and I really wish I had the opportunity to work with him more often.
1	2.27%		excellent advisor and professor
1	2.27%		Extremely helpful, very passionate, an amazing friend, very inspirational. She is one of the main reasons I am becoming an educator.
1	2.27%		Favorite Teacher here at esu
1	2.27%		First professor that encouraged me
1	2.27%		Great adviser and teacher
1	2.27%		Hands down the best professor on the ESU campus, taught me more in one semester than I learned in all of my other semesters combined.

1	2.27%	<input type="text"/>	He helped me achieve my goal of studying abroad my junior semester.
1	2.27%	<input type="text"/>	He helps me a lot in my English Composition class.
1	2.27%	<input type="text"/>	He is my favorite faculty member, and helped me further analyze and develop an understanding in my interests in East Asian culture.
1	2.27%	<input type="text"/>	He no longer works here but he was a huge mentor to me, helping me with anything I needed. Resume critiques to clinical internship mentoring. He cared. Even though he was here for a short time.
1	2.27%	<input type="text"/>	He was my academic advisor and was a great influence to push myself harder then the rest of the students
1	2.27%	<input type="text"/>	He was my adviser
1	2.27%	<input type="text"/>	He was my advisor and I feel that he really did help me along the way on my route to graduation.
1	2.27%	<input type="text"/>	helpful professor and academic advisor
1	2.27%	<input type="text"/>	hes been the best advisor and professor a student could ask for. hes helped me so much through my college career whether it was something personal or academic wise. hes taught me so much that I can apply to real life situations as well as to my career path.
1	2.27%	<input type="text"/>	I have worked for Dr. Chang for 5+ semesters, he is an amazing person and very kind.
1	2.27%	<input type="text"/>	Me
1	2.27%	<input type="text"/>	Prof. Handy always made herself available whenever I had any questions.
1	2.27%	<input type="text"/>	Rob McKenzie offered a Social Media Criticism class a year ago that didn't take off, but another student and I were really interested regardless, so we took the class with just us two. Between the knowledge I gained in the class and the project I had to do for the class, I was able to gain two internships that have really spiced up my resume. I believe they will be vital to me getting a job once I graduate in my field!
1	2.27%	<input type="text"/>	She is a lovely person - our "campus mom", who looked out for all of us and really went the extra mile to get questions answered.
1	2.27%	<input type="text"/>	She is my academic advisor. I met her at orientation freshman year and felt bonded with her. She has been one of my biggest supporters at ESU and has provided me with opportunities to get to where I want to be in my career upon graduation.
1	2.27%	<input type="text"/>	She is really such a great professor who challenges her students and takes the time to educate her students properly. I can tell she really enjoys her job and I have never seen her in a bad mood. She was willing to sit down with me and help me understand concepts that I did not fully understand. It is unfortunate that I met her at the end of my educational career because I would have been interested in taking more courses with her. I felt like If I needed to I could talk to her about anything (academically or personally). She is really such a great person that I will never forget.
1	2.27%	<input type="text"/>	She was always helpful to the students and instructors, making everything go smoothly.
1	2.27%	<input type="text"/>	She was an incredible professor and advisor
1	2.27%	<input type="text"/>	she was my adviser, very personable, never left you short handed when you went to her for whatever your reason was, she cared about each student individually not has a groups of students, her teaching methods were awesome, she made the work challenging but not impossible to accomplish, very realistic, the best professor i had at ESU hands down
1	2.27%	<input type="text"/>	Supported and welcomed me since the very beginning.
1	2.27%	<input type="text"/>	Taught me a lot about Res life and my RA job
1	2.27%	<input type="text"/>	THE BEST!
1	2.27%	<input type="text"/>	THIS WOMAN LITERALLY SAVED MY LIFE
1	2.27%	<input type="text"/>	very helpful and nice. I could go to her for anything
1	2.27%	<input type="text"/>	wonderful
1	2.27%	<input type="text"/>	Your honors introduction to liberal arts course has positively shaped my college experience. I have taken courses I would have never dreamed of taking. I created my own college path and experience and my own interdisciplinary major. I couldn't be more sure of my path in life.

## Q95. Person 2

Count	Respondent %	Response %
46	95.83%	26.59%


Count	Percent	Response %	First Name
1	2.17%		Abdalla
1	2.17%		Anthony
1	2.17%		Ashley
2	4.35%		Bonnie
1	2.17%		Brain
1	2.17%		Carol
1	2.17%		Cem
1	2.17%		Cornelia
1	2.17%		Daisy
1	2.17%		Daria
1	2.17%		David
2	4.35%		Deena
1	2.17%		dennis
1	2.17%		Dominic
1	2.17%		Douglas
1	2.17%		Dr
3	6.52%		Dr.
1	2.17%		Gene
1	2.17%		Hope
1	2.17%		Jennifer
1	2.17%		Jeter
1	2.17%		Jon
1	2.17%		Joseph
1	2.17%		Kelly
1	2.17%		Kim
1	2.17%		Kimberly
1	2.17%		Ko
1	2.17%		Maria

1	2.17%	<input type="text"/>	Marianne
1	2.17%	<input type="text"/>	Matt
1	2.17%	<input type="text"/>	No one
1	2.17%	<input type="text"/>	Olivia
1	2.17%	<input type="text"/>	Patricia
1	2.17%	<input type="text"/>	Paul
1	2.17%	<input type="text"/>	Robert
2	4.35%	<input type="text"/>	Sandra
1	2.17%	<input type="text"/>	Sean
1	2.17%	<input type="text"/>	sharmaine
1	2.17%	<input type="text"/>	Shelia
1	2.17%	<input type="text"/>	Susan
1	2.17%	<input type="text"/>	Sussie


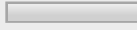




47 97.92% 27.17%  Last Name

Count	Percent		
1	2.13%	<input type="text"/>	Adams
1	2.13%	<input type="text"/>	Aldras
1	2.13%	<input type="text"/>	At all helped me
1	2.13%	<input type="text"/>	Bartoli
1	2.13%	<input type="text"/>	Carducci
1	2.13%	<input type="text"/>	Cohen
1	2.13%	<input type="text"/>	Culter
2	4.26%	<input type="text"/>	Dailey
1	2.13%	<input type="text"/>	Daniels
1	2.13%	<input type="text"/>	Dellispriscoli
1	2.13%	<input type="text"/>	Disimone
1	2.13%	<input type="text"/>	douds
1	2.13%	<input type="text"/>	Dr. Clossey
1	2.13%	<input type="text"/>	Drago
2	4.26%	<input type="text"/>	Eckard
1	2.13%	<input type="text"/>	Eshun
1	2.13%	<input type="text"/>	Friedman
1	2.13%	<input type="text"/>	Gebert




1	2.13%		Gloyeske
1	2.13%		Gold
2	4.26%		Green
2	4.26%		Handy
1	2.13%		Harlan
1	2.13%		Horowitz
1	2.13%		Jones-Wilson
1	2.13%		Kennedy
1	2.13%		Kitchens-Kintz
1	2.13%		McKAY
1	2.13%		McKenzie
1	2.13%		Meile
1	2.13%		Miller
1	2.13%		Mishima
1	2.13%		robison
1	2.13%		Serowick
1	2.13%		Sewell-Allen
1	2.13%		Smith
1	2.13%		Wallace
1	2.13%		Wang
1	2.13%		White
1	2.13%		Wielebinski
1	2.13%		Wilson
1	2.13%		Winkelspecht
1	2.13%		Zeytinoglu

46 95.83% 26.59%  Department

Count	Percent		
1	2.17%		athletic
1	2.17%		Athletic Training
1	2.17%		Biochem
1	2.17%		Biology
2	4.35%		Biotechnology
1	2.17%		Business management

2	4.35%		Business Management
1	2.17%		Business Mgmt
1	2.17%		Businness Man
1	2.17%		Career
1	2.17%		chemistry
1	2.17%		Chemistry
2	4.35%		Communication Studies
1	2.17%		Education
2	4.35%		English
1	2.17%		Englist
1	2.17%		Environmental Studies
1	2.17%		Formally of Athletic Training Dept
1	2.17%		History
1	2.17%		HRTM
1	2.17%		Interdisciplinary Studies
1	2.17%		Math
1	2.17%		Office of Multicultural Affairs
1	2.17%		Physical Education
1	2.17%		Physics
1	2.17%		Political science
1	2.17%		Political Science
1	2.17%		PSYC
1	2.17%		Psych
1	2.17%		psychology
5	10.87%		Psychology
1	2.17%		Public Health Deparment
1	2.17%		Res Life
1	2.17%		Social Work
2	4.35%		Sociology
1	2.17%		Speech and Communication
1	2.17%		Teaching

34      70.83%      19.65%  Comments

Count	Percent
-------	---------

1	2.94%	<input type="text"/>	A sweat heart and an understanding person
1	2.94%	<input type="text"/>	Always there to help.
1	2.94%	<input type="text"/>	awesome prof, very open,
1	2.94%	<input type="text"/>	Awesome teacher
1	2.94%	<input type="text"/>	awesome teacher, learned a lot of useful stuff from him
1	2.94%	<input type="text"/>	Cant thank her enough for being my Advisor
1	2.94%	<input type="text"/>	Cornelia is overworked and undercompensated ! Her passion for the students is so inspiring
1	2.94%	<input type="text"/>	Daisy was one of the best instructors that I have been enrolled with. She is quite knowledgeable in a variety of subject matter and was able to relate the information to her students in a clear manner. Also, as an advisor, she was wonderful.
1	2.94%	<input type="text"/>	Dr. Carducci helped me with academic advising quite a lot. I came to her when I decided that I wanted to pick up SPED as well. She told me that it would be difficult but we could try it so I did and I am so glad! She made sure that I was also on track and would be okay with classes and requirements.
1	2.94%	<input type="text"/>	Dr. Clossey is an excellent professor. Her door was always open to me and other students even when it had nothing to do with her class. I had no classes with her this semester, but I still go to her for advice when I am stuck writing a paper.
1	2.94%	<input type="text"/>	Dr. Drago has aided me in anything that I have need for classes, internship, and getting ready for grad school.
1	2.94%	<input type="text"/>	Dr. Eckard made me love and enjoy writing. She also showed me how you can put all your work into teaching and still love it. She is another inspirational person who I have connected with through her help and support through the semesters. Just an amazing caring person.
1	2.94%	<input type="text"/>	Dr. Eshun is a wonderful professor who is funny and serious all at once. She exudes a laid back confidence that is sometimes mistaken for not be serious but it is quite the opposite.
1	2.94%	<input type="text"/>	Dr. Kitchens-Kintz was my favorite professor at ESU. She is incredibly passionate about her field, and her passion is infectious. I worked on an independent research project under her and she was always available for guidance and to answer questions.
1	2.94%	<input type="text"/>	Drove me crazy when I was taking her classes but really pushed me to work hard to learn the information.
1	2.94%	<input type="text"/>	Extremely helpful, pleasant, and nice advisor and professor to students
1	2.94%	<input type="text"/>	Great professor, made me interested in a career in the field of entomology
1	2.94%	<input type="text"/>	He has written me a recommendation for scholarships and jobs. He taught my Public Relations class, which is what I want to get a job in. He remembers specific topics I have chosen for assignments and even with not having him as a professor anymore nor is he my advisor, I still feel I can talk to him about my career goals.
1	2.94%	<input type="text"/>	He knew how to explain in many different ways what we were learning ,a diverse educator
1	2.94%	<input type="text"/>	He was my Professor for most of my labs. He was a great teacher and always held me to a higher standard. I think myself being of relatively close age to him caused us to get along very well and he understood that I was not just a kid trying to squeak by, but rather was very serious about my studies,
1	2.94%	<input type="text"/>	Help me with my understand chemistry
1	2.94%	<input type="text"/>	Helped guide me through my years and helped me with my classes.
1	2.94%	<input type="text"/>	My advisor and professor that made it possible for me to graduate a semester.
1	2.94%	<input type="text"/>	Prof. Daniels was easy to talk to and always available to answer any questions.
1	2.94%	<input type="text"/>	Professor Friedman guided me through my classes my last few years at ESU so that I could graduate a semester early.
1	2.94%	<input type="text"/>	Sean was such a cool, relatable person. He actually had us refer to him by a first name basis, which is why I actually forgot his last name. He is an incredibly friendly, helpful PERSON who understands what it means to be a stressed-out student trying to figure out how to be an adult.
1	2.94%	<input type="text"/>	She helped me along the way so much in my final semester. She is still helping me right now. I would be nowhere this final semester without

			her.
1	2.94%	<input type="text"/>	She is very helpful and interesting professor.
1	2.94%	<input type="text"/>	She was a person who cared about what you needed. Everytime I went to her with something she helped me immensely, in the classroom and also while applying to grad school. She no longer works here either but I will always appreciate the time she took to help me.
1	2.94%	<input type="text"/>	Taught me so much in such a short period of time, because of her I can say I have done completely original research and presented it at a conference. The skills I learned in her class will help me in the future.
1	2.94%	<input type="text"/>	This is another great professor that was very knowledgable about physics. I spent many many hours in his office trying to undertand certain concepts. He was extremely patient with me and challenged students so we were forced KNOW the material. He is just an amazing individual who loves teaching and who cares about his students success.
1	2.94%	<input type="text"/>	Very genuine, sincere, and relatable to students life, school and just understanding the sacrifice
1	2.94%	<input type="text"/>	Very nice and has aided me for 4 years.
1	2.94%	<input type="text"/>	Your support has been essential to my success at ESU. Thank you for all the time and effort you have spent on our research together. :)
48 Respondents			
173 Responses			

Q96. Person 3			
Count	Respondent %	Response %	
28	96.55%	27.72%	<input type="text"/> First Name
Count	Percent		
1	3.57%	<input type="text"/>	Andrea
1	3.57%	<input type="text"/>	Brian
1	3.57%	<input type="text"/>	Cem
1	3.57%	<input type="text"/>	Chris
1	3.57%	<input type="text"/>	Colleen
1	3.57%	<input type="text"/>	criminal justice
1	3.57%	<input type="text"/>	Doctor
2	7.14%	<input type="text"/>	Douglas
2	7.14%	<input type="text"/>	Dr.
1	3.57%	<input type="text"/>	Erin
1	3.57%	<input type="text"/>	Howard
1	3.57%	<input type="text"/>	John
1	3.57%	<input type="text"/>	Ko
1	3.57%	<input type="text"/>	Madeline
1	3.57%	<input type="text"/>	Meaghan
1	3.57%	<input type="text"/>	Micheal
1	3.57%	<input type="text"/>	mike

1	3.57%	<input type="text"/>	No one
1	3.57%	<input type="text"/>	Paul
1	3.57%	<input type="text"/>	Professor
1	3.57%	<input type="text"/>	Richard
1	3.57%	<input type="text"/>	Rick
1	3.57%	<input type="text"/>	Robert
1	3.57%	<input type="text"/>	Samuel
1	3.57%	<input type="text"/>	Shaniece
1	3.57%	<input type="text"/>	W

29 100.00% 28.71%  Last Name

Count	Percent		
1	3.45%	<input type="text"/>	Pittaro
1	3.45%	<input type="text"/>	Bird
1	3.45%	<input type="text"/>	Booser
1	3.45%	<input type="text"/>	Bryant
1	3.45%	<input type="text"/>	Chang
1	3.45%	<input type="text"/>	Constantine
1	3.45%	<input type="text"/>	Cramer
1	3.45%	<input type="text"/>	Doherty
1	3.45%	<input type="text"/>	Dr. Patero
1	3.45%	<input type="text"/>	Dudley
1	3.45%	<input type="text"/>	Friedman
1	3.45%	<input type="text"/>	Gloyeske
1	3.45%	<input type="text"/>	Helped me
1	3.45%	<input type="text"/>	Heter
1	3.45%	<input type="text"/>	Hillman
1	3.45%	<input type="text"/>	Hodge
1	3.45%	<input type="text"/>	Lare
1	3.45%	<input type="text"/>	Loffredo
1	3.45%	<input type="text"/>	Lofredo
1	3.45%	<input type="text"/>	Marmelstein
1	3.45%	<input type="text"/>	McClanahan
1	3.45%	<input type="text"/>	Mishima

1	3.45%	<input type="checkbox"/>	O'Donnell
1	3.45%	<input type="checkbox"/>	Quanioo
1	3.45%	<input type="checkbox"/>	Shotwell
1	3.45%	<input type="checkbox"/>	terwilliger
1	3.45%	<input type="checkbox"/>	Wesp
1	3.45%	<input type="checkbox"/>	Whidden
1	3.45%	<input type="checkbox"/>	Zeytinoglu

26 89.66% 25.74%  Department

Count	Percent		
2	7.69%	<input type="checkbox"/>	Athletic Training
1	3.85%	<input type="checkbox"/>	athletics
1	3.85%	<input type="checkbox"/>	Bio?
1	3.85%	<input type="checkbox"/>	Biology
2	7.69%	<input type="checkbox"/>	Business
3	11.54%	<input type="checkbox"/>	Chemistry
1	3.85%	<input type="checkbox"/>	CJ
1	3.85%	<input type="checkbox"/>	Communication
1	3.85%	<input type="checkbox"/>	Communication Studies
1	3.85%	<input type="checkbox"/>	Computer Science
1	3.85%	<input type="checkbox"/>	Criminal Justice
1	3.85%	<input type="checkbox"/>	Enrollment Services
1	3.85%	<input type="checkbox"/>	Foreign Lang
1	3.85%	<input type="checkbox"/>	Health Education
2	7.69%	<input type="checkbox"/>	History
1	3.85%	<input type="checkbox"/>	International office
1	3.85%	<input type="checkbox"/>	Political Science
1	3.85%	<input type="checkbox"/>	PSED
1	3.85%	<input type="checkbox"/>	Psych
2	7.69%	<input type="checkbox"/>	Psychology

18 62.07% 17.82%  Comments

Count	Percent		
1	5.56%	<input type="checkbox"/>	Always there to help.
1	5.56%	<input type="checkbox"/>	Awesome teacher

1	5.56%	<input type="text"/>	awesome teacher. learned a lot from him
1	5.56%	<input type="text"/>	Awesome, well connected, knows the field
1	5.56%	<input type="text"/>	Dr. Lare helped me a lot as far as lesson plans and other basic teaching requirements were. I really liked having him as a teacher because he showed us so much in teaching by modeling it to us. That made a huge different because we were actively involved in the different teaching methods he showed us.
1	5.56%	<input type="text"/>	Dr. Patero, is a great professor. he is patient and he was willing to help me every time I needed help.
1	5.56%	<input type="text"/>	Dr. Whidden helped me bring my Biology grade from a C to an A. His teaching skills are extremely effective and he is just a great, caring teacher. He wants his students to succeed and he teaches in a way that the students can get the information they need to succeed (not the extra fluff).
1	5.56%	<input type="text"/>	Greatly improved my writing and critical thinking skills, great professor.
1	5.56%	<input type="text"/>	He challenges his students, so I've learned a lot from him.
1	5.56%	<input type="text"/>	he made basic chem 1 and 2 fun and easy to learn
1	5.56%	<input type="text"/>	His class was one in which I learned a lot, he was less concerned with the overload of information and more concerned with the information that mattered.
1	5.56%	<input type="text"/>	Meaghan taught the Applied Microbiology Lab in the Spring semester, and she took a genuine interest in everyone's education. Our primary assignment for that class was to design and complete an experiment of our choosing, and Meaghan was beyond helpful and supportive of each and every student. Since she was a recent ESU graduate it was really a joy to learn from her because she knew a lot about the local programs and resources available to students.
1	5.56%	<input type="text"/>	Opeining my eyes to chemistry
1	5.56%	<input type="text"/>	She was my clinical preceptor during winter14-spring 15. She is the nicest woman, but does not allow you to get by on mistakes. She is sure to teach you in a way that will make sure you know your stuff. Trial by fire. She is what every Athletic Trainer should strive to be like,
1	5.56%	<input type="text"/>	The most helpful professor I've had at ESU. Strives for his students to succeed.
1	5.56%	<input type="text"/>	Though he no longer works here he was a big help without even knowing it. I took his classes because I knew he would push me. We were never close but he would ask the extra questions that the other lab teachers wouldn't. He expected more than the tenured professors. He didn't just teach he kept up with the newest evidence.I will always appreciate the time he put into the students at ESU while he was here.
1	5.56%	<input type="text"/>	Working at Stony Acres was the best experience for me and helped me grow in all aspects of my life.
1	5.56%	<input type="text"/>	Your courses are mind blowing. You have provided me with a new unique perspective regarding symbols and communication. I have and will never forget what I have learned in your classes. You have greatly impacted my college experience. As a result of your classes, I changed my major into something extremely interesting and important. Also, you're pretty entertaining. So, thanks for everything. :)

29 Respondents

101 Responses

Q97. What is your preferred (personal) email address?

Count	Percent		
64	100.00%	<input type="text"/>	
Count	Percent		
1	1.56%	<input type="text"/>	aaltemose1@live.esu.edu
1	1.56%	<input type="text"/>	Bwash@live.esu.edu
1	1.56%	<input type="text"/>	bweaver1@live.esu.edu
1	1.56%	<input type="text"/>	caitlynhess98@gmail.com

1	1.56%		cmorales@live.esu.edu
1	1.56%		coconnor@live.esu.edu
1	1.56%		cservian@live.esu.edu
1	1.56%		csesharp@gmail.com
1	1.56%		ddubuisson@live.esu.edu
1	1.56%		d1r1025@live.esu.edu
1	1.56%		ehinchey91@gmail.com
1	1.56%		gerrypietrzak@msn.com
1	1.56%		hbrombache@live.esu.edu
1	1.56%		iallen@live.esu.edu
1	1.56%		jasmine.asia90@gmail.com
1	1.56%		jkuhns@live.esu.edu
1	1.56%		joannedelibero@Hotmail.com
1	1.56%		jtr8843@live.esu.edu
1	1.56%		katie.casillas@hotmail.com
1	1.56%		Kavelez@outlook.com
1	1.56%		kberta@live.esu.edu
1	1.56%		kcappello1@live.esu.edu
1	1.56%		kehealy94@aol.com
1	1.56%		kellyshannon94@yahoo.com
1	1.56%		kerby.jacqueline@gmail.com
1	1.56%		kfolk@live.esu.edu
1	1.56%		king.kailah@yahoo.com
1	1.56%		knork@live.esu.edu
1	1.56%		kyleighwalsh@gmail.com
1	1.56%		Kyoung20@live.esu.edu
1	1.56%		lexylin91@yahoo.com
1	1.56%		Lncollege@aol.com
1	1.56%		lpg066@aol.com
1	1.56%		lpierson.at@gmail.com
1	1.56%		mclearie@live.esu.edu
1	1.56%		Mflores74@gmail.com
1	1.56%		mwittemann@live.esu.edu



1	1.56%		npalin@live.esu.edu
1	1.56%		nwisen@live.esu.edu
1	1.56%		off.thecuff.87@gmail.com
1	1.56%		orderofobe@yahoo.com
1	1.56%		Oskar5493@gmail.com
1	1.56%		ra.bartholomew@yahoo.com
1	1.56%		rabdel126@gmail.com
1	1.56%		rlachow22@gmail.com
1	1.56%		rocasio@live.esu.edu
1	1.56%		rsihlanick@live.esu.edu
1	1.56%		Ryanbrancato@hotmail.com
1	1.56%		sdoyle5@live.esu.edu
1	1.56%		sjwolf187@yahoo.com
1	1.56%		slabar4@live.esu.edu
1	1.56%		smcelwain7@gmail.com
1	1.56%		smrivera1992@gmail.com
1	1.56%		solares.sara@gmail.com
1	1.56%		staciebingley@yahoo.com
1	1.56%		talmadgealexander29@gmail.com
1	1.56%		thecrousefamily88@gmail.com
1	1.56%		tj_vivian@hotmail.com
1	1.56%		toaster4253@yahoo.com
1	1.56%		toniashonteelewarner@yahoo.com
1	1.56%		Twiggins2@lice.esu.edu
1	1.56%		verth07@gmail.com
1	1.56%		wss6483@live.esu.edu
1	1.56%		wvjavelin@gmail.com

64 Respondents

Q98. I am

Count	Percent		
17	25.76%		Male
49	74.24%		Female
66 Respondents			


























Q99. What is your age?

Count	Percent	
62	100.00%	
Count	Percent	
8	12.90%	21
19	30.65%	22
11	17.74%	23
3	4.84%	24
2	3.23%	25
1	1.61%	26
1	1.61%	27
2	3.23%	28
1	1.61%	30
1	1.61%	32
1	1.61%	36
1	1.61%	37
1	1.61%	38
1	1.61%	39
1	1.61%	41
1	1.61%	42
1	1.61%	43
1	1.61%	44
1	1.61%	45
1	1.61%	48
1	1.61%	49
1	1.61%	51
1	1.61%	53

62 Respondents

Q100. What is your Grade Point Average (GPA)?

Count	Percent	
61	100.00%	
Count	Percent	
1	1.64%	2.0

1	1.64%		2.4
2	3.28%		2.6
2	3.28%		2.7
3	4.92%		2.8
1	1.64%		2.87
1	1.64%		2.89
1	1.64%		2.9
1	1.64%		2.97
1	1.64%		2.98
1	1.64%		3.0
1	1.64%		3.00
1	1.64%		3.040
1	1.64%		3.1
1	1.64%		3.124
1	1.64%		3.14
5	8.20%		3.2
1	1.64%		3.22
1	1.64%		3.222
1	1.64%		3.25
1	1.64%		3.258
1	1.64%		3.29
2	3.28%		3.3
1	1.64%		3.39
7	11.48%		3.4
1	1.64%		3.46
2	3.28%		3.48
1	1.64%		3.490
4	6.56%		3.5
1	1.64%		3.552
1	1.64%		3.6
1	1.64%		3.652
1	1.64%		3.7
1	1.64%		3.70
			

1	1.64%		3.71
1	1.64%		3.76
1	1.64%		3.78
1	1.64%		3.8
2	3.28%		3.9
1	1.64%		3.93
1	1.64%		3.95

61 Respondents

Q101. What is your ethnicity?

Count	Percent		
9	15.25%		Hispanic or Latino
50	84.75%		Not Hispanic or Latino

59 Respondents

Q102. What is your race?

Count	Percent		
0	0.00%		American Indian/Alaskan Native
3	4.69%		Asian
11	17.19%		Black or African American
2	3.13%		More than one race
0	0.00%		Native Hawaiian/Pacific Islander
46	71.88%		White/Caucasian
2	3.13%		Other

Count	Percent		
1	50.00%		Latina

64 Respondents

Q103. Which statement most closely describes how you became an ESU student?

Count	Percent		
32	48.48%		I entered ESU as a traditional freshman immediately following my senior year in high school.
21	31.82%		I transferred to ESU directly from another college or university.
12	18.18%		I entered ESU as a non-traditional student after having been out of school for some time.
1	1.52%		Other.

Count	Percent
-------	---------

66	Respondents
----	-------------

Q104. What is your ESU Student ID Number? This will be used simply to track the number of participants in this survey.

Count	Percent
-------	---------

61	100.00%
----	---------

Count	Percent
-------	---------

1	1.64%	<input type="text" value="000147822"/>
---	-------	--

1	1.64%	<input type="text" value="000155051"/>
---	-------	--

1	1.64%	<input type="text" value="000156483"/>
---	-------	--

1	1.64%	<input type="text" value="000176572"/>
---	-------	--

1	1.64%	<input type="text" value="000205382"/>
---	-------	--

1	1.64%	<input type="text" value="000205741"/>
---	-------	--

1	1.64%	<input type="text" value="000207152"/>
---	-------	--

1	1.64%	<input type="text" value="000209116"/>
---	-------	--

1	1.64%	<input type="text" value="000218550"/>
---	-------	--

1	1.64%	<input type="text" value="000220166"/>
---	-------	--

1	1.64%	<input type="text" value="000223608"/>
---	-------	--

1	1.64%	<input type="text" value="000223719"/>
---	-------	--

1	1.64%	<input type="text" value="000223736"/>
---	-------	--

1	1.64%	<input type="text" value="000224173"/>
---	-------	--

1	1.64%	<input type="text" value="000226102"/>
---	-------	--

1	1.64%	<input type="text" value="000230986"/>
---	-------	--

1	1.64%	<input type="text" value="000231969"/>
---	-------	--

1	1.64%	<input type="text" value="000240523"/>
---	-------	--

1	1.64%	<input type="text" value="000241293"/>
---	-------	--

1	1.64%	<input type="text" value="000243478"/>
---	-------	--

1	1.64%	<input type="text" value="000245402"/>
---	-------	--

1	1.64%	<input type="text" value="000246029"/>
---	-------	--

1	1.64%	<input type="text" value="000256742"/>
---	-------	--

1	1.64%	<input type="text" value="000258957"/>
---	-------	--

1	1.64%	<input type="text" value="00241168"/>
---	-------	---------------------------------------

1	1.64%	<input type="text" value="00242125"/>
---	-------	---------------------------------------

1	1.64%	<input type="text" value="02937462"/>
---	-------	---------------------------------------

1	1.64%	<input type="text"/>	141025
1	1.64%	<input type="text"/>	158049
1	1.64%	<input type="text"/>	158995
1	1.64%	<input type="text"/>	165709
1	1.64%	<input type="text"/>	166506
1	1.64%	<input type="text"/>	168108
1	1.64%	<input type="text"/>	168843
1	1.64%	<input type="text"/>	174903
1	1.64%	<input type="text"/>	175654
1	1.64%	<input type="text"/>	175899
1	1.64%	<input type="text"/>	176005
1	1.64%	<input type="text"/>	176233
1	1.64%	<input type="text"/>	205588
1	1.64%	<input type="text"/>	205883
1	1.64%	<input type="text"/>	206380
1	1.64%	<input type="text"/>	208314
1	1.64%	<input type="text"/>	208612
1	1.64%	<input type="text"/>	209155
1	1.64%	<input type="text"/>	211116
1	1.64%	<input type="text"/>	222745
1	1.64%	<input type="text"/>	224863
1	1.64%	<input type="text"/>	225659
1	1.64%	<input type="text"/>	228378
1	1.64%	<input type="text"/>	232028
1	1.64%	<input type="text"/>	232164
1	1.64%	<input type="text"/>	232336
1	1.64%	<input type="text"/>	233386
1	1.64%	<input type="text"/>	235486
1	1.64%	<input type="text"/>	240929
1	1.64%	<input type="text"/>	244658
1	1.64%	<input type="text"/>	248291
1	1.64%	<input type="text"/>	248930
1	1.64%	<input type="text"/>	251242

	1	1.64%	253916
61	Respondents		

# Graduating Senior Survey - Spring 2016

Description:

Date Created: 3/14/2016 8:29:05 AM

Date Range: 3/14/2016 10:00:00 AM - 9/29/2016 3:00:00 PM

Total Respondents: 156

Q2. Do you intend to graduate in MAY 2016?			
Count	Percent		
152	97.44%		Yes
4	2.56%		No
156	Respondents		



Q3. What is your PRIMARY major?

Count	Percent		
1	0.68%		Art - Fine Arts
1	0.68%		Art and Design
5	3.38%		Athletic Training
10	6.76%		Biology - all concentrations except education
0	0.00%		Biology - Secondary Education
1	0.68%		Biochemistry
0	0.00%		Biotechnology
16	10.81%		Business Management
0	0.00%		Chemistry
0	0.00%		Chemistry - Secondary Education
0	0.00%		Chemical Biotechnology
8	5.41%		Communication Studies
2	1.35%		Computer Science
0	0.00%		Computer Security
5	3.38%		Criminal Justice
1	0.68%		Digital Media Technologies
1	0.68%		Early Childhood Education
1	0.68%		Early Childhood/Elementary Education
0	0.00%		Early Childhood Professional Program
2	1.35%		Early Childhood Education (PreK-4)
0	0.00%		Earth and Space Science
0	0.00%		Earth and Space Science - Secondary Education
1	0.68%		Economics
0	0.00%		Elementary Education
0	0.00%		Elementary Education/Special Education
5	3.38%		English
0	0.00%		English - Secondary Education
1	0.68%		Environmental Studies
15	10.14%		Exercise Science
0	0.00%		French
0	0.00%		French - Secondary Education
0	0.00%		General Science - Secondary Education
0	0.00%		Health Education
1	0.68%		History
9	6.08%		Hotel, Restaurant, and Tourism Management
1	0.68%		Interdisciplinary Studies
1	0.68%		Marine Science
0	0.00%		Mathematics
2	1.35%		Mathematics - Secondary Education
0	0.00%		Medical Technology
1	0.68%		Middle Level Education
0	0.00%		Music - Fine Arts

3	2.03%		Nursing
0	0.00%		Philosophy
1	0.68%		Physical Education Teacher Education
0	0.00%		Physics
0	0.00%		Physics - Secondary Education
4	2.70%		Political Science - includes Pre-Law
10	6.76%		Psychology
6	4.05%		Public Health
1	0.68%		Recreation Services Management
4	2.70%		Rehabilitative and Human Services
1	0.68%		Social Studies
5	3.38%		Social Work
2	1.35%		Sociology
0	0.00%		Spanish
0	0.00%		Spanish - Secondary Education
1	0.68%		Special Education
1	0.68%		Special Education PK-4 and Early Childhood
0	0.00%		Special Education PK-8 and Middle Level
12	8.11%		Speech Language Pathology
5	3.38%		Sport Management
1	0.68%		Theatre
148 Respondents			

Q4. Please tell us if you participated in any of the following activities while you were a student at ESU. (Check all that apply.)

Count	Respondent %	Response %		
35	23.65%	13.36%		I was part of learning community or some other formal program where groups of students take two or more classes together.
47	31.76%	17.94%		I took a course or courses that included a community-based project (service learning).
20	13.51%	7.63%		I worked with a faculty member on a research project.
97	65.54%	37.02%		I took part in an internship, co-op, field experience, student teaching, or clinical placement.
5	3.38%	1.91%		I studied abroad in another country.
35	23.65%	13.36%		I had a culminating senior experience such as a capstone course, senior project or thesis, comprehensive exam, or portfolio.
23	15.54%	8.78%		I did not participate in any of these activities during my time at ESU.
148 Respondents				
262 Responses				

Q5. Please take a few moments to rate how well you agree or disagree with the following statements. - My ESU education allows me to be competitive with new graduates from other universities.

Count	Percent		
4	2.88%		Strongly Disagree
6	4.32%		Disagree
3	2.16%		Slightly Disagree
12	8.63%		Neutral
18	12.95%		Slightly Agree
57	41.01%		Agree
39	28.06%		Strongly Agree
139	Respondents		

Q6. Please take a few moments to rate how well you agree or disagree with the following statements. - During my ESU education, I have learned how to assess the credibility of information about a specific issue.

Count	Percent		
3	2.16%		Strongly Disagree
2	1.44%		Disagree
1	0.72%		Slightly Disagree
9	6.47%		Neutral
18	12.95%		Slightly Agree
64	46.04%		Agree
42	30.22%		Strongly Agree
139	Respondents		

Q7. Please take a few moments to rate how well you agree or disagree with the following statements. - At ESU, students respect other students belonging to different racial and ethnic groups than their own.

Count	Percent		
10	7.25%		Strongly Disagree
1	0.72%		Disagree
3	2.17%		Slightly Disagree
8	5.80%		Neutral
20	14.49%		Slightly Agree
54	39.13%		Agree
42	30.43%		Strongly Agree
138	Respondents		

Q8. Please take a few moments to rate how well you agree or disagree with the following statements. - My primary academic advisor supported my academic development.

Count	Percent		
8	5.76%		Strongly Disagree
2	1.44%		Disagree
5	3.60%		Slightly Disagree
13	9.35%		Neutral
17	12.23%		Slightly Agree
35	25.18%		Agree
59	42.45%		Strongly Agree
139	Respondents		

Q9. Please take a few moments to rate how well you agree or disagree with the following statements. - My intellectual development at ESU was positively enriched through my experiences outside the classroom (e.g. clubs, sports, dorm life, on-campus job, volunteering, etc.).

Count	Percent		
4	2.90%		Strongly Disagree
2	1.45%		Disagree
4	2.90%		Slightly Disagree
15	10.87%		Neutral
13	9.42%		Slightly Agree
46	33.33%		Agree
54	39.13%		Strongly Agree
138	Respondents		

Q10. Please take a few moments to rate how well you agree or disagree with the following statements. - Student diversity is welcomed at ESU.

Count	Percent		
6	4.38%		Strongly Disagree
2	1.46%		Disagree
1	0.73%		Slightly Disagree
9	6.57%		Neutral
10	7.30%		Slightly Agree
48	35.04%		Agree
61	44.53%		Strongly Agree
137	Respondents		

Q11. Please take a few moments to rate how well you agree or disagree with the following statements. - If I had to do it again, I would choose ESU for my undergraduate education.

Count	Percent		
10	7.30%		Strongly Disagree
7	5.11%		Disagree
6	4.38%		Slightly Disagree
15	10.95%		Neutral
17	12.41%		Slightly Agree
33	24.09%		Agree
49	35.77%		Strongly Agree
137	Respondents		

Q12. Please take a few moments to rate how well you agree or disagree with the following statements. - Thanks to my experiences at ESU, I am better able to analyze complex issues.

Count	Percent		
3	2.21%		Strongly Disagree
4	2.94%		Disagree
2	1.47%		Slightly Disagree
14	10.29%		Neutral
19	13.97%		Slightly Agree
55	40.44%		Agree
39	28.68%		Strongly Agree
136	Respondents		

Q13. Please take a few moments to rate how well you agree or disagree with the following statements. - Attending ESU was a good decision for me.

Count	Percent		
5	3.65%		Strongly Disagree
3	2.19%		Disagree
3	2.19%		Slightly Disagree
12	8.76%		Neutral
15	10.95%		Slightly Agree
41	29.93%		Agree
58	42.34%		Strongly Agree
137	Respondents		

Q14. Please take a few moments to rate how well you agree or disagree with the following statements. - My primary academic advisor at ESU guided my progress toward obtaining my degree in a timely way.

Count	Percent		
8	5.93%		Strongly Disagree
2	1.48%		Disagree
6	4.44%		Slightly Disagree
13	9.63%		Neutral
16	11.85%		Slightly Agree
44	32.59%		Agree
46	34.07%		Strongly Agree
135	Respondents		

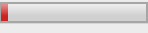


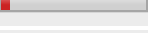



Q15. Please take a few moments to rate how well you agree or disagree with the following statements. - Diversity is valued at ESU.

Count	Percent		
6	4.41%		Strongly Disagree
3	2.21%		Disagree
0	0.00%		Slightly Disagree
13	9.56%		Neutral
21	15.44%		Slightly Agree
48	35.29%		Agree
45	33.09%		Strongly Agree
136	Respondents		


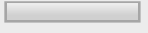






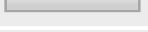


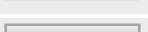









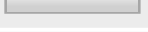



Q16. Please take a few moments to rate how well you agree or disagree with the following statements. - My ESU experiences outside of the classroom (e.g. clubs, sports, dorm life, on-campus job, volunteering, etc.) have contributed to my personal development in a positive way.

Count	Percent		
3	2.21%		Strongly Disagree
3	2.21%		Disagree
1	0.74%		Slightly Disagree
20	14.71%		Neutral
14	10.29%		Slightly Agree
38	27.94%		Agree
57	41.91%		Strongly Agree
136	Respondents		

Q17. Please take a few moments to rate how well you agree or disagree with the following statements. - My experiences while at ESU enhanced my ability to think creatively.

Count	Percent		
6	4.41%		Strongly Disagree
2	1.47%		Disagree
1	0.74%		Slightly Disagree
8	5.88%		Neutral
17	12.50%		Slightly Agree
55	40.44%		Agree
47	34.56%		Strongly Agree
136	Respondents		

Q18. What additional support or services do you think ESU should provide to help students succeed academically?

Count	Percent		
83	100.00%		
Count	Percent		
1	1.20%		i think that there should be a different pathway on how an adviser should interact with a student. for ex. instead of having a lot of free electives for a student to choose from, they should have classes that specify exactly the career path that student what to take that relates to the field they are trying pursue.
1	1.20%		A building with 24 hr access to all students, all year round, rather than finals.
1	1.20%		A tutor center in the library
1	1.20%		Access to books at the Lehigh Valley site for students who are unable to make it to the main campus.
1	1.20%		all courses should require a tutor
1	1.20%		Attentive advisors that actively keep in contact with students and ensure that they are on track to graduate as well as gaining the best knowledge and experience through proper course work.
1	1.20%		Be more direct about offering internships and things of that nature.
1	1.20%		Better advisors
1	1.20%		Better knowledge of events
1	1.20%		Better planning for student teaching
1	1.20%		Better tutor department with PROFESSIONAL TUTORS NO STUDENTS.
1	1.20%		Better tutoring and more strict use of D2L
1	1.20%		Better wifi in academic and residence hall buildings.
1	1.20%		career development
1	1.20%		Career services more involvement
1	1.20%		career services, dorm life, counseling
1	1.20%		Classes on GRE prep, and how to form a resume and cover letter that are non major specific.
1	1.20%		easy registration, online pay without major fee
1	1.20%		Encourage real creativity. Killing the music department was a dishonorable decision. My initial adviser was mean and here I am with 122 credits and no degree because she (and the dean) meslead me into thinking I had to take more classes than I actually did.
1	1.20%		forced check ups with advisors
1	1.20%		Freshman year mini internship in the field thy intend to go into.
1	1.20%		General tutoring hours for a class instead of appointments with gurus
1	1.20%		group counseling sessions for every major
1	1.20%		Guru or tutoring in the later afternoon/ night

1	1.20%	<input type="text"/>	Guru times are very limited that has to change
1	1.20%	<input type="text"/>	Have a better program laid out with extra opportunities and different plans in case the main one does not work out.
1	1.20%	<input type="text"/>	have it be required that all professors are literate in using D2L and have them all use D2L also have the printers checked more often and computers as well the exercise science building needs a lounge area and a bigger computer area for the massive amount of students that are exercise science or athletic training majors
1	1.20%	<input type="text"/>	I did enjoy the professional tutoring before it was dismissed for student tutoring only. I think it was good to have both professional and student tutoring to help students.
1	1.20%	<input type="text"/>	I had an excellent advisor but I have heard horror stories regarding other advisors. I attended another university that had designated advisors - that was their ONLY job, they did not teach, do research or anything else. This allowed the advisors to be there solely for the student. This might be needed in the future at ESU. I know several people who should be graduating in May 2016, but are not due to misguidance from advisors.
1	1.20%	<input type="text"/>	I strongly feel ESU should provided professional tutors for the students, particularly those coming to college directly from high School.
1	1.20%	<input type="text"/>	I think ESU provides all of the necessary services for its students to succeed.
1	1.20%	<input type="text"/>	I think everything they have is good enough
1	1.20%	<input type="text"/>	I think that meetings with advisors should be mandatory monthly. Advising is crucial in the experience and without a good advisor or relationship with the advisor, it's lacking.
1	1.20%	<input type="text"/>	Lehigh County Community College has a program called SEED that supports people with disabilities throughout the semester. They have weekly meetings to see how school is going and your life outside of school. They assist you in being organized and being on track. I think there should be one at ESU for any student because I know I would have done better if there was a program like that because I am horrible with time management and I know being in college your expected to be responsible for everything, but some people just can't do simple things like time management or just being organized. ESU may have something like this already, I don't know, but if they do, they should definitely advertise it more.
1	1.20%	<input type="text"/>	Less mandatory general education classes. More classes needed towards major.
1	1.20%	<input type="text"/>	Make it maditory for students to see there advisor more than once a semester to go over things.
1	1.20%	<input type="text"/>	make sure advisors know what they are doing
1	1.20%	<input type="text"/>	Maybe a variety of academic clubs?
1	1.20%	<input type="text"/>	More affordable reference materials (textbooks, access codes). Continued commuter engagement.
1	1.20%	<input type="text"/>	More classes and class times offered
1	1.20%	<input type="text"/>	more guest speakers
1	1.20%	<input type="text"/>	More help when it comes to finding internships. The departments should have established relationships with different companies and people in order to help students get a paid internship, and not have them have to do it on their own.
1	1.20%	<input type="text"/>	More individualized tutoring sessions
1	1.20%	<input type="text"/>	More interactive projects and events to help visually teach students plus ways to teach students with more hands-on work.
1	1.20%	<input type="text"/>	More internship hours
1	1.20%	<input type="text"/>	more involvement with faculty research
1	1.20%	<input type="text"/>	more office hours for students who student teach.
1	1.20%	<input type="text"/>	More opportunities for tutors
1	1.20%	<input type="text"/>	more organized
1	1.20%	<input type="text"/>	More PDS placements for Middle Level
1	1.20%	<input type="text"/>	More publicized forms of support for graduation requirements, processes, etc.
1	1.20%	<input type="text"/>	More recognition and utilization of the The Learning/Tutoring Center. Get students encouraged to also meet with their professors and not be so afraid of office hours. I've gradually learned this myself.
1	1.20%	<input type="text"/>	More Tutoring for upper level classes. Gurus are helpful if they fit into your schedule which isn't also possible
1	1.20%	<input type="text"/>	more tutoring programs

1	1.20%	<input type="checkbox"/>	More tutors
3	3.61%	<input type="checkbox"/>	n/a
4	4.82%	<input type="checkbox"/>	N/A
1	1.20%	<input type="checkbox"/>	none
1	1.20%	<input type="checkbox"/>	None that I can think of
1	1.20%	<input type="checkbox"/>	online tutoring especially students who commute back and fourth from the campus and student who take online courses
1	1.20%	<input type="checkbox"/>	open tutoring labs not just make an appointment and find a tutuor
1	1.20%	<input type="checkbox"/>	Opportunities and more help when it comes to observation hours, internship placements etc...
1	1.20%	<input type="checkbox"/>	Praise the students that are academically achieving. They are what is making ESU good even though it is important to help the other students it is important that praising the good students motivates the bad students to be better
1	1.20%	<input type="checkbox"/>	professional tutors
1	1.20%	<input type="checkbox"/>	Professional tutors
1	1.20%	<input type="checkbox"/>	Professional Tutors readily available
1	1.20%	<input type="checkbox"/>	provide more flexibility in in some courses that are not available all the times
1	1.20%	<input type="checkbox"/>	reach out to students a little better to interact more on campus
1	1.20%	<input type="checkbox"/>	Some sort of base class to help students make the change from high school to college. College classes and the way they are set up are very different from high school.
1	1.20%	<input type="checkbox"/>	Study groups
1	1.20%	<input type="checkbox"/>	study groups and help with classes
1	1.20%	<input type="checkbox"/>	Teachers who actually do their job
1	1.20%	<input type="checkbox"/>	The career services office helps a lot with planning after graduation, as well as tutors during hard classes
1	1.20%	<input type="checkbox"/>	There is no reason students should not succeed at this university academically, the only reason for failure is because of their own incompetence
1	1.20%	<input type="checkbox"/>	There should be more easily accessible tutoring opportunities for commuter students, and professors could possibly do one e-office hour per week for commuters
1	1.20%	<input type="checkbox"/>	Tutoring services not just for disabled students
1	1.20%	<input type="checkbox"/>	tutors
1	1.20%	<input type="checkbox"/>	tutors by major

83 Respondents

Q19. What additional support or services do you think ESU should provide to help students cope with non-academic responsibilities (work, family, etc.)?

Count	Percent		
71	100.00%	<input checked="" type="checkbox"/>	
Count	Percent		
1	1.41%	<input type="checkbox"/>	\
1	1.41%	<input type="checkbox"/>	A time management and organization group that would help students organize their schedule and work loads.
1	1.41%	<input type="checkbox"/>	Balance off campus jobs
1	1.41%	<input type="checkbox"/>	better parking
1	1.41%	<input type="checkbox"/>	Better staff at the Enrollment Center
1	1.41%	<input type="checkbox"/>	BETTER WIFI, the wifi network is horrible and made it difficult to do tasks like homework easily
1	1.41%	<input type="checkbox"/>	CAPS, family
1	1.41%	<input type="checkbox"/>	Continue offering night/weekend/online courses to working families. That helped me and I appreciate every moment of it.



1	1.41%	<input type="checkbox"/>	Continued commuter engagement. Support clubs that encourage professional development in their activities.
1	1.41%	<input type="checkbox"/>	counseling
1	1.41%	<input type="checkbox"/>	counseling services
1	1.41%	<input type="checkbox"/>	Counseling services
1	1.41%	<input type="checkbox"/>	Day care
1	1.41%	<input type="checkbox"/>	daycare, later classes
1	1.41%	<input type="checkbox"/>	discussions online for those who cannot attend meetings in school because of work schedules or family commitments.
1	1.41%	<input type="checkbox"/>	Encourage more involvement in clubs and organizations
1	1.41%	<input type="checkbox"/>	family matters
1	1.41%	<input type="checkbox"/>	flexible learning schedules where classes can be both online and in class
1	1.41%	<input type="checkbox"/>	having professors understand that some students must work in order to continue to their education.
1	1.41%	<input type="checkbox"/>	Help With Resumes
1	1.41%	<input type="checkbox"/>	how to pay bills or do taxes
1	1.41%	<input type="checkbox"/>	I am not aware of what services are available so I can't answer this question.
1	1.41%	<input type="checkbox"/>	I know ESU has therapists on campus for our mental health, but I think it should be advertised more and how/where you can sign up for a session.
1	1.41%	<input type="checkbox"/>	I know there is a psychologist that the school has and some sort of peer organization where new freshman are paired with mentors. RAs also help with non-academic issues, I think when people live off campus there should be some sort of help besides the psychologist. Many people don't think that one will help and only seek help from friends. Maybe a club or group could be organized if there is not already one.
1	1.41%	<input type="checkbox"/>	I think more counseling services should be available. There is a backlog of waiting for appointments and some need appointments more than monthly or bi-weekly and aren't able to receive them.
1	1.41%	<input type="checkbox"/>	If there are on line classes why some tests needs to be taking in certain days between certain hours. Therefore, the working student needs to take off from work to be able to take the "online test". If, it is online class should be "due dates" for homework, but not restriction on when to take the tests!!!
1	1.41%	<input type="checkbox"/>	larger adds on campus so students can see
1	1.41%	<input type="checkbox"/>	live online classes/recorded lessons
1	1.41%	<input type="checkbox"/>	Make c.a.p.s more approachable
1	1.41%	<input type="checkbox"/>	Make it most known that we have a counseling center
1	1.41%	<input type="checkbox"/>	Make the alcohol and drug education better, and not discriminate against certain organizations due to stigmas.
1	1.41%	<input type="checkbox"/>	mandatory advisor meetings at week 5, week 10, and week 14
1	1.41%	<input type="checkbox"/>	Maybe some Kind of counseling specifically for that
1	1.41%	<input type="checkbox"/>	More community service and clubs
1	1.41%	<input type="checkbox"/>	more counselors at caps, group counseling sessions
1	1.41%	<input type="checkbox"/>	More counselors in the health center because they are always packed.
1	1.41%	<input type="checkbox"/>	more flexible class schedules for people with families and full time jobs
1	1.41%	<input type="checkbox"/>	more job opportunities and hands on for each major
1	1.41%	<input type="checkbox"/>	More on campus activities that encourage people to stay on weekends or give an alternative to drinking
1	1.41%	<input type="checkbox"/>	more outdoor clubs and activities
1	1.41%	<input type="checkbox"/>	More seminars about different issues or groups.
4	5.63%	<input type="checkbox"/>	n/a
1	1.41%	<input type="checkbox"/>	N/a
6	8.45%	<input type="checkbox"/>	N/A

2	2.82%		none
1	1.41%		nothing
1	1.41%		on site counselors
1	1.41%		Pastoral Counseling Services
1	1.41%		Perhaps child care facilities or resources for non-traditional students, particularly during evening classes. Provisions for family resources for campus dwelling students.
1	1.41%		Professional placement and interviewing skills offerings for students going into a new work atmosphere.
1	1.41%		professors should be more understanding of non traditional students
1	1.41%		reasonable time for assignments due considering students are taking at least 5 courses
1	1.41%		required class about life things (how to handle stress, how to manage finances)
1	1.41%		Rides
1	1.41%		Showing them and telling where they can go to find each service provided on campus because I did not know of half the services ESU provides or where to find them for students
1	1.41%		Social activities on campus
1	1.41%		something smart
1	1.41%		Students who are generally considered to be "non-traditional" students or students with young children who take later classes because of other responsibilities should be able to leave their kids at the Zimbar Mckean Center for the duration of their course. The center closes at 5pm and most of those late courses are often until 7pm or later. I think accommodations for students who are in this situation should be made.
1	1.41%		support group program
1	1.41%		Support Sessions. More exposure to the health center's counseling service.
1	1.41%		Therapy options
1	1.41%		There should be more accessibility for commuters to participate in symposiums, clubs, etc.

71 Respondents

Q20. To what extent do you think your OVERALL college education contributed to your knowledge, skills, and personal development in each of the following areas related to Global Perspectives? - Understand local, state, national political institutions and processes

Count	Percent		
5	3.94%		Not at All
25	19.69%		Very Little
59	46.46%		Somewhat
33	25.98%		Very Much
5	3.94%		Do Not Know

127 Respondents

Q21. To what extent do you think your OVERALL college education contributed to your knowledge, skills, and personal development in each of the following areas related to Global Perspectives? - Understand local, state, national social institutions and processes

Count	Percent		
4	3.15%		Not at All
21	16.54%		Very Little
59	46.46%		Somewhat
38	29.92%		Very Much
5	3.94%		Do Not Know

127 Respondents

Q22. To what extent do you think your OVERALL college education contributed to your knowledge, skills, and personal development in each of the following areas related to Global Perspectives? - Participate in governmental, non-profit, or private organizations in ways to improve society

Count	Percent		
14	11.02%		Not at All
16	12.60%		Very Little
59	46.46%		Somewhat
34	26.77%		Very Much
4	3.15%		Do Not Know
127	Respondents		

Q23. To what extent do you think your OVERALL college education contributed to your knowledge, skills, and personal development in each of the following areas related to Global Perspectives? - Understand international political and social institutions and processes

Count	Percent		
11	8.66%		Not at All
22	17.32%		Very Little
57	44.88%		Somewhat
29	22.83%		Very Much
8	6.30%		Do Not Know
127	Respondents		

Q24. To what extent do you think your OVERALL college education contributed to your knowledge, skills, and personal development in each of the following areas related to Global Perspectives? - Understand diverse views and perspectives

Count	Percent		
3	2.36%		Not at All
9	7.09%		Very Little
37	29.13%		Somewhat
73	57.48%		Very Much
5	3.94%		Do Not Know
127	Respondents		

Q25. To what extent do you think your OVERALL college education contributed to your knowledge, skills, and personal development in each of the following areas related to Global Perspectives? - Exhibit tolerance for the beliefs and practices of those different than you

Count	Percent		
3	2.36%		Not at All
6	4.72%		Very Little
33	25.98%		Somewhat
76	59.84%		Very Much
9	7.09%		Do Not Know
127	Respondents		

Q26. To what extent do you think your OVERALL college education contributed to your knowledge, skills, and personal development in each of the following areas related to Global Perspectives? - Understand what it means to be a responsible citizen of a globally interconnected society

Count	Percent		
5	3.94%		Not at All
6	4.72%		Very Little
34	26.77%		Somewhat
71	55.91%		Very Much
11	8.66%		Do Not Know
127	Respondents		

Q27. To what extent do you think your OVERALL college education contributed to your knowledge, skills, and personal development in each of the following areas related to Critical Thinking? - Accurately identify a problem or an issue

Count	Percent		
1	0.79%		Not at All
3	2.36%		Very Little
28	22.05%		Somewhat
93	73.23%		Very Much
2	1.57%		Do Not Know
127	Respondents		

Q28. To what extent do you think your OVERALL college education contributed to your knowledge, skills, and personal development in each of the following areas related to Critical Thinking? - Gather information to address a problem or an issue

Count	Percent		
1	0.79%		Not at All
3	2.36%		Very Little
24	18.90%		Somewhat
96	75.59%		Very Much
3	2.36%		Do Not Know
127	Respondents		

Q29. To what extent do you think your OVERALL college education contributed to your knowledge, skills, and personal development in each of the following areas related to Critical Thinking? - Analyze information that has been gathered for addressing a problem or an issue

Count	Percent		
1	0.79%		Not at All
6	4.72%		Very Little
27	21.26%		Somewhat
91	71.65%		Very Much
2	1.57%		Do Not Know
127	Respondents		

Q30. To what extent do you think your OVERALL college education contributed to your knowledge, skills, and personal development in each of the following areas related to Critical Thinking? - Draw conclusions that are based on an analysis of the information

Count	Percent		
1	0.79%		Not at All
3	2.36%		Very Little
30	23.62%		Somewhat
90	70.87%		Very Much
3	2.36%		Do Not Know
127 Respondents			

Q31. To what extent do you think your OVERALL college education contributed to your knowledge, skills, and personal development in each of the following areas related to Critical Thinking? - Clearly communicate resulting conclusions

Count	Percent		
1	0.79%		Not at All
8	6.30%		Very Little
27	21.26%		Somewhat
87	68.50%		Very Much
4	3.15%		Do Not Know
127 Respondents			

Q32. To what extent do you think your OVERALL college education contributed to your knowledge, skills, and personal development in each of the following areas related to Communication? - Write effectively

Count	Percent		
2	1.57%		Not at All
5	3.94%		Very Little
45	35.43%		Somewhat
73	57.48%		Very Much
2	1.57%		Do Not Know
127 Respondents			

Q33. To what extent do you think your OVERALL college education contributed to your knowledge, skills, and personal development in each of the following areas related to Communication? - Speak effectively (i.e., to large and small groups and making presentations)

Count	Percent		
3	2.36%		Not at All
6	4.72%		Very Little
43	33.86%		Somewhat
73	57.48%		Very Much
2	1.57%		Do Not Know
127 Respondents			

Q34. To what extent do you think your OVERALL college education contributed to your knowledge, skills, and personal development in each of the following areas related to Communication? - Actively and openly listen to others

Count	Percent		
0	0.00%		Not at All
5	3.94%		Very Little
26	20.47%		Somewhat
92	72.44%		Very Much
4	3.15%		Do Not Know
127 Respondents			

Q35. To what extent do you think your OVERALL college education contributed to your knowledge, skills, and personal development in each of the following areas related to Communication? - Acquire relevant information through active reading comprehension and accurate application of concepts

Count	Percent		
1	0.79%		Not at All
5	3.94%		Very Little
29	22.83%		Somewhat
87	68.50%		Very Much
5	3.94%		Do Not Know
127 Respondents			

Q36. To what extent do you think your OVERALL college education contributed to your knowledge, skills, and personal development in each of the following areas related to Communication? - Employ a variety of organizational strategies such as pre-writing or brainstorming to help to convey a clear message

Count	Percent		
6	4.72%		Not at All
9	7.09%		Very Little
37	29.13%		Somewhat
69	54.33%		Very Much
6	4.72%		Do Not Know
127 Respondents			

Q37. To what extent do you think your OVERALL college education contributed to your knowledge, skills, and personal development in each of the following areas related to Communication? - Present organized information effectively using pertinent facts and clear language

Count	Percent		
0	0.00%		Not at All
4	3.15%		Very Little
26	20.47%		Somewhat
91	71.65%		Very Much
6	4.72%		Do Not Know
127 Respondents			

Q38. To what extent do you think your OVERALL college education contributed to your knowledge, skills, and personal development in each of the following areas related to Communication? - Create and distribute information and knowledge effectively using multiple communication forms (i.e., text, video, graphics, etc.)



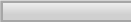























Count	Percent		
2	1.57%		Not at All
9	7.09%		Very Little
36	28.35%		Somewhat
74	58.27%		Very Much
6	4.72%		Do Not Know
127	Respondents		

Q39. Describe the quality of your relationships with ESU administrative personnel (e.g. non-faculty) and offices. For example, describe a memorable interaction with ESU staff or office. Please be specific in your comments.

Count	Percent	
79	100.00%	
Count	Percent	
1	1.27%	
1	1.27%	All staff I've interacted with have been very nice to me when I had a problem.
1	1.27%	As a student at the Lehigh Valley campus for ESU I have minimal contact with administrative personnel, but Patti, our secretary, is an amazing person and has been extremely helpful from the moment I started at ESU.
1	1.27%	At all times friendly demeanor and ready to help
1	1.27%	Average
1	1.27%	Being a Lehigh Valley student I had the pleasure of seeing Patty's face at the front office every Saturday morning! She provided us all with knowledge and support on all levels!
1	1.27%	Beth Sockman pretty much became my mentor. The DMET department creates great relationships with their students.
1	1.27%	Dr davis was my advisor and she helped me tremendously by just being confident in my abilities to to good here when I transferred and with advice on my future
1	1.27%	Dr. Shive, Advisor took the time to review and explain the degree work. Both Dr. Shive and Dr. Lenhart were always available to give feedback and advice on my questions and concerns. In addition, they provided resources for pre-practicum and field experience.
1	1.27%	Dr. Webber was fantastic with my transfer credits, he actually took the time to evaluate them unlike the chairs of certain departments
1	1.27%	ESU personnel overall are all very nice and welcoming individuals. Some will take the time to meet/talk to you. Most dont seem to have the time or interest to.
1	1.27%	ESU zimbar personnel was extremely rude, but has gotten nicer and more helpful to accommodate students needs.
1	1.27%	Everyone is very friendly when I needed to borrow something or didn't know where something was on campus, people were there to help!
1	1.27%	Exercise science faculty are all very approachable and make the content of classes fun.
1	1.27%	friendly and helpful
2	2.53%	good
1	1.27%	good- getting academic advice from Dr. Weber
1	1.27%	Good quality I have no complaints
1	1.27%	GREAT
1	1.27%	Helpful and always very resourceful.
1	1.27%	Horrible interactions with zimbar staff the first few years...has gotten better
1	1.27%	I absolutely loved my professor. They are the reason I am graduating.
1	1.27%	I believe that depends on the person and cannot be applied to the administration as a whole. A few administrators are very helpful, while most are no help and seem to not even care about students needs or are just never around


1	1.27%	<input type="text"/>	I communicate with faculty often.
1	1.27%	<input type="text"/>	I don't really have that close of a relationship with administrative personnel
1	1.27%	<input type="text"/>	I felt for the most part they were very helpful and supportive
1	1.27%	<input type="text"/>	I had a communication professor advise and help me with registration and scheduling who was not my advisor. Also followed up with me after I was assigned a different advisor
1	1.27%	<input type="text"/>	I have had a very good experience with administrative personnel, especially while working with Mary Frances Postupack and research and economic development. They helped me build skills that will be helpful in future jobs and gave me the opportunity to gain experience that will aide me in moving forward after graduation.
1	1.27%	<input type="text"/>	I have had amazing interactions with all of the professors in the sswcj department
1	1.27%	<input type="text"/>	I have worked for the University's relations office. The interactions between the personnel from cleaning facilities to head of relations have all been wonderful. They are encouraging and positive in all of their interactions, even stressful.
1	1.27%	<input type="text"/>	I never had any issues with administrative personnel.
1	1.27%	<input type="text"/>	I recently had to go to Zimbar to seek additional explanation of a policy (that I do not agree with). The personnel that I dealt with was very understanding with my concerns and thoroughly explained the policy. She helped me in every way possible and I appreciate that very much.
1	1.27%	<input type="text"/>	I remember the financial aid offices for the most part helping me out in figuring out my bill when I was clueless.
1	1.27%	<input type="text"/>	I think the entire exercise science department is probably one of the most helpful departments on campus. Any member of staff is always willing to help out and listen to what you have to say. They also run more as a unit instead of individual professors. If there are two large tests in two separate classes they will help work it out where the student can take the tests on different days or give them time to study for both. Other majors professors do not generally care about the students and when in their office hours do not actually help or even listen to the issues the student is facing.
1	1.27%	<input type="text"/>	I will like to say show my appreciation to Ms. Jennifer Serowick who always responded and helped me out in diverse situations, such as not having one of my grades posted on and the professor retired . Ms. Serowick eased most of my stress out from all the administrative issues regarding schooling. A huge "thank you" for everything she had done for all the Public Health students at Bethlehem site. Also, I will like to say thank you to all the ESU Bethlehem office staff for their helped and welcome feeling they created for all of their students.
1	1.27%	<input type="text"/>	I've had a wonderful level of involvement with many members of the English department. They've assisted my self-development both within and beyond the classroom.
1	1.27%	<input type="text"/>	In general they were helpful at all times.
1	1.27%	<input type="text"/>	International student program office assisting with letters to the American consulate whenever i wanted to extend my student visa. Updating me on issues affecting international student while studying the in the United States. My academic.
1	1.27%	<input type="text"/>	it was a fine experience but nothing memorable.
1	1.27%	<input type="text"/>	Language Dept Secretary (Karin Drennan) - I worked in the language department and she was a great supervisor
1	1.27%	<input type="text"/>	Many of the administrative people I have encountered at ESU were very nice and welcoming. They always want to help. I remember I asked someone in the tutoring office for help when I was writing an essay for an application. She was so willing to help.
1	1.27%	<input type="text"/>	Marilyn Galasso is always so friendly and helpful. She always puts a smile on my face when I see her.
1	1.27%	<input type="text"/>	Meeting to be a resume reference
1	1.27%	<input type="text"/>	Meeting with athletics department is helpful
1	1.27%	<input type="text"/>	My advisor Bonnie Green is very helpful and easy to talk to
1	1.27%	<input type="text"/>	My advisor has always been there for me when Ive had a problem academically or with sports
1	1.27%	<input type="text"/>	my advisor was the best staff. John Kraybill-Greggo lets students know he actually cares
1	1.27%	<input type="text"/>	My experiences have been overwhelmingly positive
1	1.27%	<input type="text"/>	My initial adviser skewed me out of thousands of dollars. Dean supported her. Then chair questioned the classes I was taking and fixed it.
1	1.27%	<input type="text"/>	My relationship with the recreation center staff enhanced my abilities to interact and have



			fun with all different kinds of cultures while promoted good health.
2	2.53%		n/a
2	2.53%		N/A
1	1.27%		none
1	1.27%		None
1	1.27%		Office hours are very open and on many different days, making it easy to reach professors. Very high quality.
1	1.27%		Professors are fantastic. Enrollment center staff needs some help.
1	1.27%		Shanice was not very nice in person
1	1.27%		Staff is professional and extremely helpful
1	1.27%		The custodians in Hemlock Suites are always so friendly. I talk regularly with Luz because she is incredibly kind. Rosie at the POD is one of the nicest people on campus. She's attentive to help students and is an advocate for the students.
1	1.27%		the faculty and staff is wonderful at ESU
1	1.27%		The HRTM secretary Linda was always friendly and helpful. The people, whose names I can't remember, who would help me in the student on-campus employment office were always very friendly and helpful as well.
1	1.27%		The non-faculty and I have a great relationship. Many of them are incredibly nice and friendly.
1	1.27%		The people that help transfer students are good. Also the cleaning lady in Koehler is awesome
1	1.27%		The staff at academic affairs were extremely accommodating.
1	1.27%		There was one conversation with Diane at Zimbar that was very personable and we shared in the experiences of being a student with life experiences and the struggles that come with being in the "over 40" closer to 50 category.
1	1.27%		They were so helpful and always willing to talk.
1	1.27%		They work well with the students and listen to what they have to say.
1	1.27%		Very good
1	1.27%		very helpful and supportive
1	1.27%		We had a wonderful janitor my first year in Linden Hall. She was a quiet, hard-working woman who always said good morning. She kept the bathrooms clean despite some of the issues that come from living with other individuals.
1	1.27%		when I started here as a transfer, I received no information about classes or how to sign up because I was admitted after high school but couldn't afford it so I went to community college but ESU still had me in as a student so I received no new student information and had to go to several offices to get information on what to do because no one knew who could help me on a lighter note I used to tuition payment plan this semester and the staff at Zimbar helped me understand it better
1	1.27%		when I transferred, enrollment services and financial aid were of great help
1	1.27%		When I went to my professor about getting denied in to grad school she encouraged me.
1	1.27%		While I don't applaud the overall "programs" about diversity, I do applaud the dedication of the teachers. I have yet to have a teacher who doesn't care about their students and makes an effort to help them learn. They are passionate and dedicated, and to add to this it is the student body that I have issues with, not the staff.
1	1.27%		Working here on campus has helped me build relationships with administration
1	1.27%		yvonne from nursing is very timely and kind whenever helping students with organization and needed documents









79 Respondents

Q40. The University and local community offer a variety of opportunities that make that ESU experience unique. What would you tell a new student to do before they graduate in order to have the best ESU experience possible?

Count	Percent	
76	100.00%	
Count	Percent	

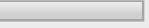






1	1.32%	<input type="text"/>	
1	1.32%	<input type="text"/>	- Share own personal educational plan with advisor. - Get familiarized with all resources and services provided by the University and faculty staff. - Make sure to review the Graduation Degreework with advisor to avoid conflicts.
1	1.32%	<input type="text"/>	Actually care about your studies, do your best to interact with teachers, learn about the topics and don't let other student's complaints about teachers be an indicator of who those teachers are. Odds are they complain because they don't like the teacher due to personal reasons, not because they are actually a bad teacher.
1	1.32%	<input type="text"/>	Always to be in contact with the your academic advisors to walk you through the curriculum and courses to register for during your academic experience by not wasting time registering for classes which are not required for your concentration.
1	1.32%	<input type="text"/>	Avoid this misserable shit hole. People are nasty, teachers rob you as well as the gang activity.
1	1.32%	<input type="text"/>	Be active in clubs
1	1.32%	<input type="text"/>	be extremely involved
1	1.32%	<input type="text"/>	Be involved in as many different activities and organizations as you can
1	1.32%	<input type="text"/>	Be sure to get to know the faculty and staff members. Never be afraid to go to them if you have a problem because they will be key in your success and they will help with any and all issues you may come across while at school.
1	1.32%	<input type="text"/>	Become an RA
1	1.32%	<input type="text"/>	Become involved on campus as much as you can and take opportunity available to gain experience
1	1.32%	<input type="text"/>	Break out of their comfort zone and interact with one another with on-campus and off-campus activities.
1	1.32%	<input type="text"/>	Busy yourself. It is the best way to learn, meet people unexpectedly and build life experience. There is so much opportunity on campus, off campus, everywhere. There are constantly ways to improve yourself. If you're willing to get a college education and are willing to learn past your classes, there are hundreds of opportunities and you should take them.
1	1.32%	<input type="text"/>	Dear student, homework is your responsibility ! Respect your professors! Enjoy to be a student! Have fun and be responsible!
1	1.32%	<input type="text"/>	Do an internship with a local business
1	1.32%	<input type="text"/>	Do everything you want, even if it's something you aren't sure about.
1	1.32%	<input type="text"/>	Do everything. Get involved in everything.
1	1.32%	<input type="text"/>	Don't study all the time, spend time with your friends and go to the gym!
1	1.32%	<input type="text"/>	Experience as many events and get involved in clubs, activities that you enjoy to maximize your experience here as well as feel more connected with the school and community
1	1.32%	<input type="text"/>	Gen eds matter
1	1.32%	<input type="text"/>	get involved and get to know your professors
1	1.32%	<input type="text"/>	Get involved as soon as possible
1	1.32%	<input type="text"/>	get involved in clubs
1	1.32%	<input type="text"/>	get involved in many clubs, organizations or get a campus job
1	1.32%	<input type="text"/>	Get involved with as much as possible, it makes the experience so much better
1	1.32%	<input type="text"/>	Get involved with clubs and other organizations to talk to your advisor and professors
1	1.32%	<input type="text"/>	Get involved with your major. Be sure to be working in the field as you continue through school. Knowledge is gained through experience more than anything. Participate and apply for internships junior year. Experience makes you more marketable than the other applicant.
1	1.32%	<input type="text"/>	get involved!
1	1.32%	<input type="text"/>	Get involved! I never did but I really wish I would have.
1	1.32%	<input type="text"/>	Get Involved! You make friends, help causes, and you won't find this kind of community once you are in the real world, so enjoy it. Go for that extra class you aren't sure of and try something new.
1	1.32%	<input type="text"/>	Get involved!! Whether in a club, sports team, academic club, student government, or an on campus job, there is something for you. You can also create something you'd like to see or do.

1	1.32%	<input type="checkbox"/>	Get involved, participate as much as possible, don't be afraid to do something new, never be hesitant to get to know someone who is different than yourself or what you are use to.
1	1.32%	<input type="checkbox"/>	Get involved. Try something new and join clubs or organizations.
1	1.32%	<input type="checkbox"/>	get to know people in different majors and with different ethnicities
1	1.32%	<input type="checkbox"/>	Get to know your academic and surrounding faculty
1	1.32%	<input type="checkbox"/>	go on the cheap NYC trips
1	1.32%	<input type="checkbox"/>	go to a game in the fieldhouse
1	1.32%	<input type="checkbox"/>	Go to Butts and Guts at the main rec because it's a workout you'll never forget!
1	1.32%	<input type="checkbox"/>	Go to Stony Acres! Be part of student activities and events as much as possible.
1	1.32%	<input type="checkbox"/>	I literally took classes and went home. I was not a part of the ESU community therefore I cannot answer this question.
1	1.32%	<input type="checkbox"/>	I would definitely say to just enjoy their time here and have a great time
1	1.32%	<input type="checkbox"/>	I would suggest exploring the area. We have so much to offer, although hard to get to without a car, the ski resorts, the hiking trails, and Stony Acres are amazing places to go and experience a whole different kind of challenge. I just wish I was able to get off campus sooner by being able to have a car. It would have made exploring much easier since the other modes of transportation are so unreliable.
1	1.32%	<input type="checkbox"/>	I would tell a new student to be involved in a various clubs so that they can make connections that extend beyond graduation.
1	1.32%	<input type="checkbox"/>	I would tell a student to take advantage of some of the volunteering opportunities on and off campus.
1	1.32%	<input type="checkbox"/>	I would tell them to go to as many campus-sponsored events as possible. You can enjoy some of the CAB or other club sponsored events as well such as taking day trips to New York or going to shows.
1	1.32%	<input type="checkbox"/>	Join a group
1	1.32%	<input type="checkbox"/>	Join a lot of groups and clubs
1	1.32%	<input type="checkbox"/>	Join academic clubs and athletic clubs!
1	1.32%	<input type="checkbox"/>	Join clubs and participate in events
1	1.32%	<input type="checkbox"/>	Join clubs and volunteer!
2	2.63%	<input type="checkbox"/>	Join clubs!
1	1.32%	<input type="checkbox"/>	Join the International Club.
1	1.32%	<input type="checkbox"/>	Just to get involved. You pay to gain experiences and there are so many wonderful opportunities included in tuition. Don't just lay in bed and watch opportunities pass by.
1	1.32%	<input type="checkbox"/>	Lehigh Valley offers a great deal of information of what's happening in the area. The school is in a prime location and I truly enjoyed the atmosphere in and around it.
1	1.32%	<input type="checkbox"/>	make a lot of friends
1	1.32%	<input type="checkbox"/>	make friends and enjoy your time here and don't stress
1	1.32%	<input type="checkbox"/>	Make friends with the same goals as you.
1	1.32%	<input type="checkbox"/>	make sure you get involved
1	1.32%	<input type="checkbox"/>	Maybe really think about if this is the right school for you.
1	1.32%	<input type="checkbox"/>	n/a
2	2.63%	<input type="checkbox"/>	N/A
1	1.32%	<input type="checkbox"/>	None
1	1.32%	<input type="checkbox"/>	Participate in a club or organization outside of your class activities. As a commuter student, I had a very difficult time engaging with my peers initially. I felt detached from the university and had little motivation to maintain connection or stay involved. Extracurricular activities will help form relationships with your fellow students, keep you involved (even with your unrelated studies), and form a network of future professionals.
1	1.32%	<input type="checkbox"/>	participate in homecoming
1	1.32%	<input type="checkbox"/>	stay focused
1	1.32%	<input type="checkbox"/>	stay involved in your classes and know what you need to accomplish in order to graduate (advisors only help so much and may end up missing things in the end)



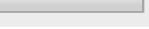




1	1.32%		take a tour of the campus so you know what is available to you.
1	1.32%		Take part in the various off campus activities. Be a part of the community and get involved on campus. I joined 6 clubs after playing a sport for 2 years on campus. It was the best decision of my life to be involved on campus. I highly recommend everyone do that.
1	1.32%		The best thing about the university is that it is close to great outdoor opportunities
1	1.32%		Try to get as involved as possible. Not only on campus, but in the area as well. Hike in the surrounding areas and explore Stroudsburg.
1	1.32%		Understand what you need as an individual and don't allow a lack of communication between yourself and advisors to deter you from reaching your goals for graduating.
1	1.32%		use the coupons ESU has for local restaurants
1	1.32%		Whatever they are interested in doing there are plenty of things to do and what they like might not be what i like
1	1.32%		yes, the university introduce you to the community and help you to get close to them

76 Respondents

Q41. Please take a few moments to rate how well you agree or disagree with the following statements. - I am competitive with graduates who have received similar degrees from other institutions.

Count	Percent		
1	0.85%		Strongly Disagree
3	2.56%		Disagree
2	1.71%		Slightly Disagree
23	19.66%		Neutral
11	9.40%		Slightly Agree
54	46.15%		Agree
23	19.66%		Strongly Agree
117 Respondents			

Q42. Please take a few moments to rate how well you agree or disagree with the following statements. - When faced with an ambiguous or complex issue, I am confident I have developed the skills while at ESU to evaluate the issue effectively.

Count	Percent		
1	0.85%		Strongly Disagree
1	0.85%		Disagree
2	1.71%		Slightly Disagree
16	13.68%		Neutral
18	15.38%		Slightly Agree
55	47.01%		Agree
24	20.51%		Strongly Agree
117 Respondents			

Q43. Please take a few moments to rate how well you agree or disagree with the following statements. - The quality of academic advising I received at ESU was beneficial to me.

Count	Percent		
4	3.45%		Strongly Disagree
0	0.00%		Disagree
4	3.45%		Slightly Disagree
16	13.79%		Neutral
22	18.97%		Slightly Agree
42	36.21%		Agree
28	24.14%		Strongly Agree
116	Respondents		

Q44. Please take a few moments to rate how well you agree or disagree with the following statements. - My ESU experiences outside the classroom (e.g. clubs, sports, dorm life, on-campus job, volunteering, etc.) were an important part of my undergraduate education.

Count	Percent		
1	0.86%		Strongly Disagree
2	1.72%		Disagree
2	1.72%		Slightly Disagree
23	19.83%		Neutral
11	9.48%		Slightly Agree
40	34.48%		Agree
37	31.90%		Strongly Agree
116	Respondents		





Q45. Please take a few moments to rate how well you agree or disagree with the following statements. - I would recommend ESU to others.

Count	Percent		
3	2.56%		Strongly Disagree
2	1.71%		Disagree
2	1.71%		Slightly Disagree
10	8.55%		Neutral
16	13.68%		Slightly Agree
52	44.44%		Agree
32	27.35%		Strongly Agree
117	Respondents		



Q46. Please take a few moments to rate how well you agree or disagree with the following statements. - At ESU, I have learned to consider multiple perspectives when seeking a solution to a problem.

Count	Percent		
2	1.72%		Strongly Disagree
0	0.00%		Disagree
0	0.00%		Slightly Disagree
17	14.66%		Neutral
17	14.66%		Slightly Agree
46	39.66%		Agree
34	29.31%		Strongly Agree
116	Respondents		

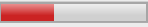

Q47. Why did you select ESU? (Please rate your top 3 reasons.) - ESU is close to home and/or work

Count	Percent		
34	44.16%		1
28	36.36%		2
15	19.48%		3
77 Respondents			

Q48. Why did you select ESU? (Please rate your top 3 reasons.) - A specific program's availability

Count	Percent		
17	43.59%		1
11	28.21%		2
11	28.21%		3
39 Respondents			





Q49. Why did you select ESU? (Please rate your top 3 reasons.) - A specific program's reputation

Count	Percent		
11	36.67%		1
13	43.33%		2
6	20.00%		3
30 Respondents			

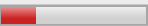
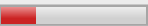


Q50. Why did you select ESU? (Please rate your top 3 reasons.) - Campus environment/atmosphere

Count	Percent		
11	45.83%		1
6	25.00%		2
7	29.17%		3
24 Respondents			





Q51. Why did you select ESU? (Please rate your top 3 reasons.) - Campus culture

Count	Percent		
1	20.00%		1
1	20.00%		2
3	60.00%		3
5 Respondents			

Q52. Why did you select ESU? (Please rate your top 3 reasons.) - ESU was the most affordable option

Count	Percent		
12	24.00%		1
20	40.00%		2
18	36.00%		3
50 Respondents			

Q53. Why did you select ESU? (Please rate your top 3 reasons.) - Family/friends go/went to ESU

Count	Percent		
6	28.57%		1
4	19.05%		2
11	52.38%		3
21 Respondents			

Q54. Why did you select ESU? (Please rate your top 3 reasons.) - ESU's overall reputation

Count	Percent		
1	9.09%		1
5	45.45%		2
5	45.45%		3
11 Respondents			



Q55. Why did you select ESU? (Please rate your top 3 reasons.) - Faculty reputation/credentials

Count	Percent		
0	0.00%		1
1	20.00%		2
4	80.00%		3
5 Respondents			



Q56. Why did you select ESU? (Please rate your top 3 reasons.) - Size of the campus/number of students

Count	Percent		
3	13.64%		1
8	36.36%		2
11	50.00%		3
22 Respondents			

Q57. Why did you select ESU? (Please rate your top 3 reasons.) - ESU buildings/facilities/labs

Count	Percent		
0	0.00%		1
2	40.00%		2
3	60.00%		3
5 Respondents			

Q58. Why did you select ESU? (Please rate your top 3 reasons.) - Small class sizes

Count	Percent		
3	18.75%		1
4	25.00%		2
9	56.25%		3
16 Respondents			

Q59. Why did you select ESU? (Please rate your top 3 reasons.) - I received a scholarship to attend here

Count	Percent		
5	41.67%		1
5	41.67%		2
2	16.67%		3
12 Respondents			

Q60. Why did you select ESU? (Please rate your top 3 reasons.) - I was recruited for/wanted to be part of an athletic team

Count	Percent		
5	33.33%		1
5	33.33%		2
5	33.33%		3
15 Respondents			

Q61. Why did you select ESU? (Please rate your top 3 reasons.) - Other

Count	Percent		
3	60.00%		1
0	0.00%		2
2	40.00%		3
5 Respondents			

Q62. To what extent do you think your OVERALL college education contributed to your knowledge, skills, and personal development in each of the following areas related to Information Literacy and Technological Skills? - Identify the type and scope of information needed from potentially multiple sources, locations, and formats

Count	Percent		
1	0.88%		Not at All
2	1.77%		Very Little
42	37.17%		Somewhat
62	54.87%		Very Much
6	5.31%		Do Not Know
113 Respondents			

Q63. To what extent do you think your OVERALL college education contributed to your knowledge, skills, and personal development in each of the following areas related to Information Literacy and Technological Skills? - Select and implement appropriate research methods effectively and efficiently to extract needed information

Count	Percent		
2	1.77%		Not at All
1	0.88%		Very Little
37	32.74%		Somewhat
69	61.06%		Very Much
4	3.54%		Do Not Know
113 Respondents			



Q64. To what extent do you think your OVERALL college education contributed to your knowledge, skills, and personal development in each of the following areas related to Information Literacy and Technological Skills? - Read and understand factual information to extract ideas and concepts, make inferences, and evaluate information critically

Count	Percent		
2	1.77%		Not at All
1	0.88%		Very Little
34	30.09%		Somewhat
72	63.72%		Very Much
4	3.54%		Do Not Know
113	Respondents		

Q65. To what extent do you think your OVERALL college education contributed to your knowledge, skills, and personal development in each of the following areas related to Information Literacy and Technological Skills? - Identify, select, adapt, and apply prior or newly learned information to accomplish a variety of tasks and communicate a finished product effectively

Count	Percent		
1	0.88%		Not at All
5	4.42%		Very Little
30	26.55%		Somewhat
73	64.60%		Very Much
4	3.54%		Do Not Know
113	Respondents		

Q66. To what extent do you think your OVERALL college education contributed to your knowledge, skills, and personal development in each of the following areas related to Information Literacy and Technological Skills? - Identify, select, adapt, and apply prior or newly learned technology to accomplish a variety of tasks and communicate a finished product effectively

Count	Percent		
2	1.77%		Not at All
6	5.31%		Very Little
42	37.17%		Somewhat
60	53.10%		Very Much
3	2.65%		Do Not Know
113	Respondents		

Q67. To what extent do you think your OVERALL college education contributed to your knowledge, skills, and personal development in each of the following areas related to Information Literacy and Technological Skills? - Recognize the economic, legal, ethical, and social issues surrounding the production and use of information and technology

Count	Percent		
5	4.42%		Not at All
8	7.08%		Very Little
37	32.74%		Somewhat
58	51.33%		Very Much
5	4.42%		Do Not Know
113	Respondents		

Q68. To what extent do you think your OVERALL college education contributed to your knowledge, skills, and personal development in each of the following areas related to Scientific Reasoning? - Apply scientific methods of inquiry

Count	Percent		
5	4.42%		Not at All
6	5.31%		Very Little
35	30.97%		Somewhat
61	53.98%		Very Much
6	5.31%		Do Not Know
113 Respondents			

Q69. To what extent do you think your OVERALL college education contributed to your knowledge, skills, and personal development in each of the following areas related to Scientific Reasoning? - Formulate a hypothesis

Count	Percent		
3	2.65%		Not at All
4	3.54%		Very Little
29	25.66%		Somewhat
75	66.37%		Very Much
2	1.77%		Do Not Know
113 Respondents			

Q70. To what extent do you think your OVERALL college education contributed to your knowledge, skills, and personal development in each of the following areas related to Scientific Reasoning? - Use the appropriate tools and techniques for collecting, analyzing, and evaluating data

Count	Percent		
2	1.77%		Not at All
2	1.77%		Very Little
32	28.32%		Somewhat
74	65.49%		Very Much
3	2.65%		Do Not Know
113 Respondents			

Q71. To what extent do you think your OVERALL college education contributed to your knowledge, skills, and personal development in each of the following areas related to Scientific Reasoning? - Apply the statistical methods and mathematical principles by which hypotheses are tested

Count	Percent		
5	4.42%		Not at All
7	6.19%		Very Little
37	32.74%		Somewhat
61	53.98%		Very Much
3	2.65%		Do Not Know
113 Respondents			

Q72. To what extent do you think your OVERALL college education contributed to your knowledge, skills, and personal development in each of the following areas related to Scientific Reasoning? - Effectively communicate the results of scientific investigations in an appropriate format

Count	Percent		
5	4.42%		Not at All
1	0.88%		Very Little
36	31.86%		Somewhat
66	58.41%		Very Much
5	4.42%		Do Not Know
113 Respondents			

Q73. To what extent do you think your OVERALL college education contributed to your knowledge, skills, and personal development in each of the following areas related to Scientific Reasoning? - Recognize the ethical implications of research on society

Count	Percent		
2	1.77%		Not at All
3	2.65%		Very Little
33	29.20%		Somewhat
69	61.06%		Very Much
6	5.31%		Do Not Know
113 Respondents			

Q74. To what extent do you think your OVERALL college education contributed to your knowledge, skills, and personal development in each of the following areas related to Artistic Expression and Critique? - Critique forms of artistic expression in visual arts, music, dance, literature or theater using universal standards of excellence appropriate for that form of artistic expression

Count	Percent		
17	15.45%		Not at All
12	10.91%		Very Little
35	31.82%		Somewhat
42	38.18%		Very Much
4	3.64%		Do Not Know
110 Respondents			

Q75. To what extent do you think your OVERALL college education contributed to your knowledge, skills, and personal development in each of the following areas related to Artistic Expression and Critique? - Create or develop a work in the visual arts, music, dance, poetry, or theater, which expresses an original idea, theory, and/or aesthetic value

Count	Percent		
21	19.09%		Not at All
9	8.18%		Very Little
36	32.73%		Somewhat
40	36.36%		Very Much
4	3.64%		Do Not Know
110 Respondents			

Q76. To what extent do you think your OVERALL college education contributed to your knowledge, skills, and personal development in each of the following areas related to Artistic Expression and Critique? - Communicate artistic/aesthetic values to an audience through the performance of music, dance, poetry, or theater productions

Count	Percent		
23	20.91%		Not at All
12	10.91%		Very Little
38	34.55%		Somewhat
32	29.09%		Very Much
5	4.55%		Do Not Know
110	Respondents		

Q77. To what extent do you think your OVERALL college education contributed to your knowledge, skills, and personal development in each of the following areas related to the Healthy Development of the Whole Person? - Define health to encompass physical, mental, emotional, social, and spiritual well-being

Count	Percent		
5	4.55%		Not at All
12	10.91%		Very Little
30	27.27%		Somewhat
59	53.64%		Very Much
4	3.64%		Do Not Know
110	Respondents		

Q78. To what extent do you think your OVERALL college education contributed to your knowledge, skills, and personal development in each of the following areas related to the Healthy Development of the Whole Person? - Understand the relationship between health and intentional choices in nutrition, physical activity, rest and leisure activities, social support, safe environments, and lifelong education

Count	Percent		
6	5.45%		Not at All
11	10.00%		Very Little
27	24.55%		Somewhat
63	57.27%		Very Much
3	2.73%		Do Not Know
110	Respondents		




























Q79. To what extent do you think your OVERALL college education contributed to your knowledge, skills, and personal development in each of the following areas related to the Healthy Development of the Whole Person? - Communicate or teach the values of healthy life choices to others

Count	Percent		
4	3.64%		Not at All
9	8.18%		Very Little
27	24.55%		Somewhat
67	60.91%		Very Much
3	2.73%		Do Not Know
110	Respondents		

Q80. To what extent do you think your OVERALL college education contributed to your knowledge, skills, and personal development in each of the following areas related to the Healthy Development of the Whole Person? - Identify the influence of developmental theories and various cultures on perceptions and expectations of healthy development

Count	Percent		
7	6.36%		Not at All
10	9.09%		Very Little
23	20.91%		Somewhat
66	60.00%		Very Much
4	3.64%		Do Not Know
110	Respondents		

Q81. Please list what you believe are 2-3 strengths of your ESU education.

Count	Percent		
68	100.00%		
Count	Percent		
1	1.47%		- ESU cares and supports their students ability to succeed in their academics. - Faculty staff are supportive and available when in need.
1	1.47%		1) Real-world experience 2) Tangible work I've produced that speaks to my professional abilities
1	1.47%		1. Cem is a gem 2. ...
1	1.47%		1. good professors 2. tutoring center
1	1.47%		1. it is affordable 2. it is quality when compared with other similar universities
1	1.47%		1. My professors were really knowledgeable in their content area. 2. The professors care about their students.
1	1.47%		1. My understanding for people with disabilities 2. My knowledge about people with disabilities 3. Being prepared for my internship due to the knowledge I learned
1	1.47%		1. Reputation for Education Program 2.PDS program
1	1.47%		1. The campus size. 2. The vast amount of activities people can participate in throughout the campus; there is something for everyone.
1	1.47%		ability to apply my acquired classroom knowledge to the real world
1	1.47%		Ability to communicate with others
1	1.47%		Academics social ability involvement
1	1.47%		Adaptability to social and professional situations. Innovative problem solving.
1	1.47%		Allow individuals the opportunity to succeed Truly opened my eyes in terms of diversity
1	1.47%		Better learner and ability to adapt to new surroundings to better perform in them
1	1.47%		Building friendships GPA
1	1.47%		Classes Professors
1	1.47%		close relationships with professors, effective communication in DMET
1	1.47%		Critical Thinking and Public Speaking
1	1.47%		Curriculum Environment Price
1	1.47%		determination, time management and personal skills
1	1.47%		Exercise Science major curriculum the professors
1	1.47%		Faculty members cared about the students, and school library is a pleasant environment to study
1	1.47%		faculty student interaction is a major key here. clubs help you meet people in your major
1	1.47%		formed wonderful relationships with teachers and learned a lot of information
1	1.47%		getting my work done going to class working with others on projects
1	1.47%		Global approaches to learning health issues and interventions. Understanding the ramifications of life choices upon individuals and communities as a whole.

1	1.47%	<input type="text"/>	Good teachers, applicable skills to future job
1	1.47%	<input type="text"/>	health economic and finance, grant writing
1	1.47%	<input type="text"/>	helps you use discretion in the proper manner the teachers you have at ESU is like no other you experience in your life the education and experience that you get from the school will open your eyes to the future
1	1.47%	<input type="text"/>	I believe the way my professors taught me to think outside the box is a strength. in my major classes we didn't do just book work, we dealt with real life situations and scenarios and it helped me to think
1	1.47%	<input type="text"/>	I was sharpened when it comes to accepting viewpoints and perspectives from a very diverse population. Another strength I'd say I have with my ESU education is being able to communicate effectively to the diverse population.
1	1.47%	<input type="text"/>	In depth of knowledge and hands on experience
1	1.47%	<input type="text"/>	intergrity, field work experiences during the internships, and overall student resources around the campus.
1	1.47%	<input type="text"/>	Interpersonal skills, small campus community
1	1.47%	<input type="text"/>	joy
1	1.47%	<input type="text"/>	Made strong connections and learned how to critically think
1	1.47%	<input type="text"/>	My ability to research and apply what I've learned in the classroom.
1	1.47%	<input type="text"/>	My major is one of the top majors, criminal justice! Class sizes are small so interactions with the professors is very easy.
1	1.47%	<input type="text"/>	My major is one of the top one's here. Competitive degree in my favor
1	1.47%	<input type="text"/>	My strengths are my relationship with the faculty members and my involvement in residence life!
1	1.47%	<input type="text"/>	-networking -learning to communicate with others
1	1.47%	<input type="text"/>	PDS
1	1.47%	<input type="text"/>	Personal interaction and hands on learning
1	1.47%	<input type="text"/>	practical experience (athletic training component of my education) open lab times to explore equipment
1	1.47%	<input type="text"/>	Professor Campus Atmosphere Organizations
1	1.47%	<input type="text"/>	Professors availability Resources are always available (printers and computers) Tutoring
1	1.47%	<input type="text"/>	professors in my program are very knowledgeable and friendly
1	1.47%	<input type="text"/>	Professors, content, class variety
1	1.47%	<input type="text"/>	radio experience and public speaking
1	1.47%	<input type="text"/>	Research capabilities, writing ability, and speech ability
1	1.47%	<input type="text"/>	senior classes are small, teachers learned my name, and generally friendly teachers.
1	1.47%	<input type="text"/>	small class sizes great relationships with professors
1	1.47%	<input type="text"/>	small class sizes, small campus
1	1.47%	<input type="text"/>	small class professors are willing to work with you
1	1.47%	<input type="text"/>	small classes
1	1.47%	<input type="text"/>	small classes enviornment
1	1.47%	<input type="text"/>	small classes nice professors
1	1.47%	<input type="text"/>	smart and dedicated teachers
1	1.47%	<input type="text"/>	teachers internship
1	1.47%	<input type="text"/>	The campus gives you many opportunities to be involved on campus, I had a great time with my program, and lastly this feels like family and home
1	1.47%	<input type="text"/>	The class sizes and available for help (office hours, tutoring)
1	1.47%	<input type="text"/>	The number strength of my ESU education was the encouragement I received from the faculty. Each of my professors strived to educate us to the best of their ability. It was very rewarding to attend an institution where the professors put the successes of their students first above their research ambitions. My ESU education prepared me and helped me on my journey to be accepted into several doctoral programs. They provided me with the skills and

			the knowledge to compete with students from larger and more well-known institutions.
1	1.47%	<input type="checkbox"/>	The resources, the location and ability to do many activities on and off campus, the people-faculty, students, staff
1	1.47%	<input type="checkbox"/>	The small class classes
1	1.47%	<input type="checkbox"/>	The teacher are wonderful and the activities
1	1.47%	<input type="checkbox"/>	The teachers I had were amazing and I honestly thought they were better than my previous university. They were passionate and genuinely cared. They are dedicated to their jobs, especially in the GE courses. The professors who teach the entry level courses are strict because everyone hates those courses, but they recognize the students who care about their education and they make every effort to help them.
1	1.47%	<input type="checkbox"/>	very willing and helpful professors and good
68 Respondents			

Q82. Please share an additional impressions or opinions you have regarding ESU.

Count	Percent		
41	100.00%	<input type="checkbox"/>	
Count	Percent		
1	2.44%	<input type="checkbox"/>	A great school with great opportunities
1	2.44%	<input type="checkbox"/>	As a professional musician, with out the help of anyone afgiliated with ESU, I garentee you pushed good musicians away.
1	2.44%	<input type="checkbox"/>	Between my effort and the assistance of ESU, I have became then man I am today and have allowed myself to reach my true potential.
1	2.44%	<input type="checkbox"/>	Challenging but worth it
1	2.44%	<input type="checkbox"/>	ESU has helped me grow up and made me a better overall person
1	2.44%	<input type="checkbox"/>	ESU is small enough, yet big enough to want to be part of or not part of.
1	2.44%	<input type="checkbox"/>	Great people to be around
1	2.44%	<input type="checkbox"/>	Great professors who are passionate about their field and their students.
1	2.44%	<input type="checkbox"/>	great women's soccer team. women's sports deserve more recognition
1	2.44%	<input type="checkbox"/>	I am very happy with the art department. The faculty and the program have done endless amounts for me. I am unhappy with the business department. The business department has given me reason to have unhappier moments in my college career, where everything was in constant judgement by faculty and students in a negative way. That tainted my impression of that part of my time here.
1	2.44%	<input type="checkbox"/>	I believe there were many opportunities to get involved and have more achievements added to my resume to help me stand a part from other people who may be getting the same degree as me from other schools.
1	2.44%	<input type="checkbox"/>	I enjoyed my small classes
1	2.44%	<input type="checkbox"/>	I had a great experience at ESU! Overall, I can say that I had amazing professors throughout my career here! Whether it was in an elective class or in a major class I felt like my professors truly cared about the successes of their students. Even though I'm somewhat biased, the exercise science department has got to be one of the best group of professors and clinicians around! I would recommend that program to anyone and I owe all of my future successes in graduate school and beyond to them.
1	2.44%	<input type="checkbox"/>	I had an absolute amazing Time at ESU and I've met some awesome people. I'm not ready to leave and become an adult!
1	2.44%	<input type="checkbox"/>	I like ESU and it's a great school.
1	2.44%	<input type="checkbox"/>	I love the way you can easily connect with the teachers and the campus is easy to get around
1	2.44%	<input type="checkbox"/>	I needed a better advisor
1	2.44%	<input type="checkbox"/>	I really love ESU as a graduating senior. I didn't really enjoy it at all my freshman and sophomore years because I wasn't involved enough.
1	2.44%	<input type="checkbox"/>	I think that ESU is a very open-minded and welcoming school. I also love that the professors and doctors here know what they're teaching and are also involved in their fields even outside of the classroom.
1	2.44%	<input type="checkbox"/>	It is great for many different majors

1	2.44%	<input type="text"/>	It is very affordable especially, if one is out of state student or an International student. As a commuting student I had flexible class hours, and I think the school should waive for commuting students the transportation fee which I paid and did not even use the routine buses within campus.
1	2.44%	<input type="text"/>	many people seem selfish and that they only want to get good grades (and will do anything to get there) when the goal of education is to learn
1	2.44%	<input type="text"/>	Many professors speak politically and impose their views on students. This is unprofessional as young adults are typically uneducated regarding politics and are brainwashed with what professors are teaching them. They obviously listen to professors and look up to them and believe that their ideas are "what's right" and instead never get the other side of the story. It is a shame, as a young woman who is politically educated to see what goes on in the university setting.
3	7.32%	<input type="text"/>	n/a
4	9.76%	<input type="text"/>	N/A
1	2.44%	<input type="text"/>	no
2	4.88%	<input type="text"/>	none
1	2.44%	<input type="text"/>	NOTE: Typo in the above question. I don't really have any other additional impressions that come to mind though. :)
1	2.44%	<input type="text"/>	simple campus
1	2.44%	<input type="text"/>	The only thing that I think really needs work in the enrollment center. ESU screwed up my bill a couple times due to technical issues and I am an athlete, which meant I needed to fix it ASAP or couldn't play.
1	2.44%	<input type="text"/>	The professors are great, and each class is different in its own ways.
1	2.44%	<input type="text"/>	The professors were excellent, but many had to change their teaching techniques in order to fit the time parameters of the accelerated program at ESULV and because of this the curriculum was abbreviated and often times inadequately covered.
1	2.44%	<input type="text"/>	The student body is obsessed with alcohol and drugs. They complain about teachers and give them a hard time for doing their jobs. The student body is also very harsh and prone to trends of hatred. From racism to homophobia, it is everywhere. People hate greek organizations with no real reason to, and the sports teams are much worse than the Greek community.
1	2.44%	<input type="text"/>	the university doesnt do the best they can at getting information about campus activities to the students
1	2.44%	<input type="text"/>	yyug

41 Respondents

Q83. What is MOST LIKELY to be your PRINCIPAL activity upon graduation? (Select up to two below).

Count	Respondent %	Response %		
66	60.00%	44.00%	<input type="text"/>	Employment, full-time paid
19	17.27%	12.67%	<input type="text"/>	Employment, part-time paid
40	36.36%	26.67%	<input type="text"/>	Graduate or professional school, full-time
6	5.45%	4.00%	<input type="text"/>	Graduate or professional school, part-time
2	1.82%	1.33%	<input type="text"/>	Additional undergraduate coursework
2	1.82%	1.33%	<input type="text"/>	Military service
6	5.45%	4.00%	<input type="text"/>	Volunteer activity (e.g., Peace Corps)
3	2.73%	2.00%	<input type="text"/>	Starting or raising a family
6	5.45%	4.00%	<input type="text"/>	Other

Count	Percent		
1	16.67%	<input type="text"/>	Internship
1	16.67%	<input type="text"/>	Moving to ocean city over the summer and working as a server and THEN figuring out my life
1	16.67%	<input type="text"/>	Posibly go to GRAD school
1	16.67%	<input type="text"/>	started my own buissness already.

110 Respondents




Q84. Please describe your post-graduation employment situation.

Count      Respondent %      Response %       Organization:

38                      97.44%                      28.57%

Count	Percent	
1	2.63%	
1	2.63%	 applied waiting for interviews
1	2.63%	 Big Pecker's
1	2.63%	 College Magazine
1	2.63%	 CVS
1	2.63%	 draught house
1	2.63%	 dubs on 5th
1	2.63%	 Elwyn
1	2.63%	 Graduate School
1	2.63%	 homegoods
1	2.63%	 homewood suite
1	2.63%	 language dept at ESU
1	2.63%	 LCHA
1	2.63%	 Lehigh University
2	5.26%	 Lehigh Valley Health Network
1	2.63%	 Little Discoveries Daycare
1	2.63%	 Lockheed Martin
1	2.63%	 Longhorn Steakhouse
1	2.63%	 Mohegan Sun Casino
2	5.26%	 n/a
1	2.63%	 N/A
1	2.63%	 PMC
1	2.63%	 Pocono Medical Center
1	2.63%	 Pocono Record
1	2.63%	 Price Chopper Food Market
1	2.63%	 Rahway Public School District
1	2.63%	 Resturaunt
1	2.63%	 SCE
1	2.63%	 Schisler Museum and McMunn Planetarium
1	2.63%	 Shadowbox Pictures
1	2.63%	 Small Wonders Day Care
1	2.63%	 Spectracor
1	2.63%	 tmobile
1	2.63%	 Wawa
2	5.26%	 YMCA

36                      92.31%                      27.07%       Job Title:

Count	Percent	
1	2.78%	
1	2.78%	 advertising

1	2.78%	<input type="checkbox"/>	aide
1	2.78%	<input type="checkbox"/>	Assistan Manager
1	2.78%	<input type="checkbox"/>	Banquet Server
1	2.78%	<input type="checkbox"/>	bartender
1	2.78%	<input type="checkbox"/>	Catering Manager
1	2.78%	<input type="checkbox"/>	Customer Service Associate
1	2.78%	<input type="checkbox"/>	Day Camp Counselor
1	2.78%	<input type="checkbox"/>	Environmentalist
1	2.78%	<input type="checkbox"/>	Events & Facilities supervision
1	2.78%	<input type="checkbox"/>	Freelance Reporter
1	2.78%	<input type="checkbox"/>	Group Supervisor
1	2.78%	<input type="checkbox"/>	guest service
1	2.78%	<input type="checkbox"/>	Intern
1	2.78%	<input type="checkbox"/>	life skills associate
1	2.78%	<input type="checkbox"/>	managment
1	2.78%	<input type="checkbox"/>	mental health tech
1	2.78%	<input type="checkbox"/>	n/a
1	2.78%	<input type="checkbox"/>	N/A
1	2.78%	<input type="checkbox"/>	Patient Care Representative
1	2.78%	<input type="checkbox"/>	Pharm Tech
1	2.78%	<input type="checkbox"/>	Produce Associate
1	2.78%	<input type="checkbox"/>	Production Assistant
1	2.78%	<input type="checkbox"/>	Program Coordinator
1	2.78%	<input type="checkbox"/>	Registered Nurse- Open Heart Surgical Unit
1	2.78%	<input type="checkbox"/>	sales rep
2	5.56%	<input type="checkbox"/>	server
2	5.56%	<input type="checkbox"/>	Server
1	2.78%	<input type="checkbox"/>	Sleep tech
1	2.78%	<input type="checkbox"/>	student worker
1	2.78%	<input type="checkbox"/>	Substitute Teacher
1	2.78%	<input type="checkbox"/>	Teacher Assistant
1	2.78%	<input type="checkbox"/>	Writer

28      71.79%      21.05%  Salary:

Count	Percent	
1	3.57%	<input type="checkbox"/>
1	3.57%	<input type="checkbox"/> \$11.50 per hour
1	3.57%	<input type="checkbox"/> \$3
1	3.57%	<input type="checkbox"/> \$85 per day
1	3.57%	<input type="checkbox"/> \$9.22
1	3.57%	<input type="checkbox"/> \$9.40 per hour
1	3.57%	<input type="checkbox"/> 10/h
1	3.57%	<input type="checkbox"/> 12
1	3.57%	<input type="checkbox"/> 12.00
1	3.57%	<input type="checkbox"/> 13.00 per hour

1	3.57%	<input type="text"/>	2.83
1	3.57%	<input type="text"/>	23.80 an hour
1	3.57%	<input type="text"/>	25,000/year
1	3.57%	<input type="text"/>	30,000
1	3.57%	<input type="text"/>	30/hr
1	3.57%	<input type="text"/>	33700
1	3.57%	<input type="text"/>	40k
1	3.57%	<input type="text"/>	7.25
2	7.14%	<input type="text"/>	9.00
1	3.57%	<input type="text"/>	9.25
1	3.57%	<input type="text"/>	n/a
3	10.71%	<input type="text"/>	N/A
1	3.57%	<input type="text"/>	Server salary with tips
1	3.57%	<input type="text"/>	unknown
1	3.57%	<input type="text"/>	Unpaid





31      79.49%      23.31%  How long have you held this position?

Count	Percent	
1	3.23%	<input type="text"/>
1	3.23%	<input type="text"/> month
1	3.23%	<input type="text"/> 1 year
1	3.23%	<input type="text"/> 1.5 years
1	3.23%	<input type="text"/> 11yrs
1	3.23%	<input type="text"/> 1week
1	3.23%	<input type="text"/> 2 year
3	9.68%	<input type="text"/> 2 years
2	6.45%	<input type="text"/> 2.5 years
1	3.23%	<input type="text"/> 3 Months
1	3.23%	<input type="text"/> 3 years
1	3.23%	<input type="text"/> 3.5 years
1	3.23%	<input type="text"/> 4 years
1	3.23%	<input type="text"/> 5 years
1	3.23%	<input type="text"/> 8 months
1	3.23%	<input type="text"/> A little less than a year
1	3.23%	<input type="text"/> about 2.5 years
2	6.45%	<input type="text"/> almost a year
1	3.23%	<input type="text"/> Just hired
1	3.23%	<input type="text"/> just started
1	3.23%	<input type="text"/> n/a
1	3.23%	<input type="text"/> N/a
1	3.23%	<input type="text"/> N/A (part-time freelance work, not a staff position)
1	3.23%	<input type="text"/> not long
1	3.23%	<input type="text"/> over a year
1	3.23%	<input type="text"/> Starts in May
1	3.23%	<input type="text"/> Winter 2014 (off semester time)


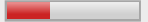




39 Respondents

133 Responses

Q85. Would you say your current job is related to the primary major you indicated previously?


Count	Percent		
17	21.79%		Yes, it is directly related to my major
20	25.64%		Yes, it is slightly or indirectly related to my major
25	32.05%		No, my current job is not related to my major
16	20.51%		I am not currently employed
78	Respondents		


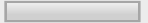

















Q86. Please select the statement that best matches your plans to further your education:

Count	Percent		
12	26.09%		I have already been accepted into graduate or professional school.
18	39.13%		I have already applied to graduate or professional school, though I have not yet been accepted.
11	23.91%		I anticipate applying to graduate or professional school within the next year.
4	8.70%		I anticipate applying to graduate or professional school within the next five years.
1	2.17%		Other
		<b>Count</b>	<b>Percent</b>
		1	100.00%  job offer


46 Respondents

Q87. Program #1

Count	Respondent %	Response %	
43	97.73%	33.86%	 Institution Name

Count	Percent		
1	2.33%		Alvernia University
1	2.33%		Arcadia University
1	2.33%		Bloomsburg Uiverstiy
1	2.33%		Bryn Mwar
1	2.33%		Drexel
1	2.33%		East Stroudsburg Univeristy
1	2.33%		east stroudsburg university
4	9.30%		East Stroudsburg University
1	2.33%		East Stroudsburg university
1	2.33%		esu
1	2.33%		Esu
5	11.63%		ESU
1	2.33%		Fordham
1	2.33%		George Washing University
1	2.33%		George Washington University
1	2.33%		Georgetown University
1	2.33%		georgia southern
1	2.33%		gwyneed mercy university
1	2.33%		Kean University

1	2.33%		Marywood
2	4.65%		Marywood University
1	2.33%		Montclair
1	2.33%		New York University
1	2.33%		Rutgers university
1	2.33%		St. John's School of Law
1	2.33%		Teachers College
1	2.33%		Temple
1	2.33%		Towson University
1	2.33%		U of C
1	2.33%		UMASS Amherst
1	2.33%		villanova
1	2.33%		Villanova University
1	2.33%		west chester university
1	2.33%		Widener University
1	2.33%		Wilks-Barre University

41 93.18% 32.28%  Program/Field

Count	Percent		
1	2.44%		Accounting
1	2.44%		Athletic Training
2	4.88%		Biology
1	2.44%		Business Marketing
1	2.44%		communication
1	2.44%		Doctor of Physical Therapy
1	2.44%		DPT
1	2.44%		Education
1	2.44%		English - Creative Writing
1	2.44%		exercise science
1	2.44%		Exercise science
1	2.44%		Financial
1	2.44%		Health education
1	2.44%		Hospitality Management
2	4.88%		Law
2	4.88%		Management and Leadership
1	2.44%		Mathematics Education
1	2.44%		Medical
1	2.44%		nursing
1	2.44%		Nursing
1	2.44%		Occupational therapy
1	2.44%		Physical therapy
1	2.44%		PT
1	2.44%		Public Health
1	2.44%		Quantitative Psych and Psychometrics
1	2.44%		social work

1	2.44%	<input type="checkbox"/>	Social work
3	7.32%	<input type="checkbox"/>	Social Work
2	4.88%	<input type="checkbox"/>	speech language pathology
1	2.44%	<input type="checkbox"/>	Speech language pathology
1	2.44%	<input type="checkbox"/>	Speech Language Pathology
1	2.44%	<input type="checkbox"/>	Speech Pathology
1	2.44%	<input type="checkbox"/>	sport management
1	2.44%	<input type="checkbox"/>	Student Affairs
1	2.44%	<input type="checkbox"/>	Urban Affairs/Political Science

43 97.73% 33.86%  Degree (Certificate, M.A., M.S., M.B.A., M.P.A., M.D., Ph.D., etc.)




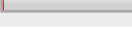














Count	Percent		
1	2.33%	<input type="checkbox"/>	B.S.
1	2.33%	<input type="checkbox"/>	BSN
1	2.33%	<input type="checkbox"/>	Dpt
2	4.65%	<input type="checkbox"/>	DPT
1	2.33%	<input type="checkbox"/>	J.D.
1	2.33%	<input type="checkbox"/>	JD
3	6.98%	<input type="checkbox"/>	M.A
3	6.98%	<input type="checkbox"/>	M.A.
1	2.33%	<input type="checkbox"/>	m.b.a
1	2.33%	<input type="checkbox"/>	M.B.A
1	2.33%	<input type="checkbox"/>	M.B.A.
1	2.33%	<input type="checkbox"/>	M.F.A
2	4.65%	<input type="checkbox"/>	M.S
2	4.65%	<input type="checkbox"/>	m.s.
4	9.30%	<input type="checkbox"/>	M.S.
1	2.33%	<input type="checkbox"/>	M.S.W
3	6.98%	<input type="checkbox"/>	MA
1	2.33%	<input type="checkbox"/>	MAT
1	2.33%	<input type="checkbox"/>	MBA
1	2.33%	<input type="checkbox"/>	MD
1	2.33%	<input type="checkbox"/>	MED
1	2.33%	<input type="checkbox"/>	MPH
4	9.30%	<input type="checkbox"/>	MS
1	2.33%	<input type="checkbox"/>	MSS
2	4.65%	<input type="checkbox"/>	MSW
1	2.33%	<input type="checkbox"/>	Ph.D
1	2.33%	<input type="checkbox"/>	Ph.D.


44 Respondents


















127 Responses


Q88. Program #2

Count	Respondent %	Response %	
20	100.00%	34.48%	<input checked="" type="checkbox"/> Institution Name

Count	Percent		
1	5.00%		Bloomsburg Univeristy
2	10.00%		DeSales
1	5.00%		Emory University
2	10.00%		ESU
1	5.00%		Fairleigh Dickinson University
1	5.00%		Johns Hopkins University
1	5.00%		kutztown university
1	5.00%		Kutztown University
1	5.00%		la salle university
1	5.00%		Montclair State University
1	5.00%		NC State
1	5.00%		rutgers
1	5.00%		Stockton University
1	5.00%		UMUC
1	5.00%		University of Pittsburgh
1	5.00%		west chester university
1	5.00%		West Chester University
1	5.00%		Widner University School of Law

19 95.00% 32.76%  Program/Field

Count	Percent		
1	5.26%		Anthropology
1	5.26%		clinical psychologyschool psychology
1	5.26%		communication
1	5.26%		Doctor of Physical Therapy
1	5.26%		DPT
1	5.26%		Education
1	5.26%		Hospitality Management
2	10.53%		Law
1	5.26%		Mathematics
1	5.26%		PT
1	5.26%		Public Health
1	5.26%		social work
1	5.26%		Social Work
2	10.53%		speech language pathology
1	5.26%		Speech Pathology
1	5.26%		Sport Management
1	5.26%		Student Affairs

19 95.00% 32.76%  Degree (Certificate, M.A., M.S., M.B.A., M.P.A., M.D., Ph.D., etc.)

Count	Percent		
2	10.53%		DPT
1	5.26%		J.D.
1	5.26%		JD
1	5.26%		M.A

1	5.26%	<input type="checkbox"/>	M.A.
1	5.26%	<input type="checkbox"/>	M.B.A
1	5.26%	<input type="checkbox"/>	M.S
1	5.26%	<input type="checkbox"/>	m.s.
1	5.26%	<input type="checkbox"/>	M.S.W
2	10.53%	<input type="checkbox"/>	MA
1	5.26%	<input type="checkbox"/>	MBA
1	5.26%	<input type="checkbox"/>	MED
1	5.26%	<input type="checkbox"/>	MS
1	5.26%	<input type="checkbox"/>	MSPH
1	5.26%	<input type="checkbox"/>	MSS
1	5.26%	<input type="checkbox"/>	Ph.D
1	5.26%	<input type="checkbox"/>	UMUC

20 Respondents

58 Responses

Q89. Program #3

Count	Respondent %	Response %	
10	100.00%	33.33%	<input type="checkbox"/> Institution Name

Count	Percent	
1	10.00%	<input type="checkbox"/> lock haven
1	10.00%	<input type="checkbox"/> temple university
1	10.00%	<input type="checkbox"/> Temple University
1	10.00%	<input type="checkbox"/> UD
1	10.00%	<input type="checkbox"/> University of Georgia
1	10.00%	<input type="checkbox"/> University of Pittsburgh Law School
1	10.00%	<input type="checkbox"/> University of South Florida
1	10.00%	<input type="checkbox"/> west chester university
1	10.00%	<input type="checkbox"/> West Chester University
1	10.00%	<input type="checkbox"/> Widener

10	100.00%	33.33%	<input type="checkbox"/> Program/Field
----	---------	--------	--

Count	Percent	
1	10.00%	<input type="checkbox"/> Anthropology
1	10.00%	<input type="checkbox"/> communication sciences & disorders
1	10.00%	<input type="checkbox"/> Doctor of Physical Therapy
1	10.00%	<input type="checkbox"/> DPT
2	20.00%	<input type="checkbox"/> Law
1	10.00%	<input type="checkbox"/> PublicHealth
1	10.00%	<input type="checkbox"/> school psychology
1	10.00%	<input type="checkbox"/> speech language pathology
1	10.00%	<input type="checkbox"/> Student Affiars

10	100.00%	33.33%	<input type="checkbox"/> Degree (Certificate, M.A., M.S., M.B.A., M.P.A., M.D., Ph.D., etc.)
----	---------	--------	--

Count	Percent	
1	10.00%	<input type="checkbox"/> DPT



1	10.00%	<input type="checkbox"/>	J.D.
1	10.00%	<input type="checkbox"/>	JD
1	10.00%	<input type="checkbox"/>	M.A
1	10.00%	<input type="checkbox"/>	M.A.
1	10.00%	<input type="checkbox"/>	m.s.
1	10.00%	<input type="checkbox"/>	MA
1	10.00%	<input type="checkbox"/>	MED
1	10.00%	<input type="checkbox"/>	MPH
1	10.00%	<input type="checkbox"/>	Ph.D

10 Respondents

30 Responses

**Q90. Have you used the ESU Career Development Center as a resource for your career or graduate school planning and/or preparation?**

Count	Percent		
45	41.28%	<input checked="" type="checkbox"/>	Yes
64	58.72%	<input type="checkbox"/>	No
109 Respondents			

**Q91. Please choose from among the following options that apply to you, and describe your experience(s) with the Career Development Center.**

Count	Percent		
44	97.78%	<input checked="" type="checkbox"/>	My overall experiences with the Career Development Center were positive. Here is an example of my experiences:

Count	Percent		
1	2.27%	<input type="checkbox"/>	the career center helps a student make the right choices in life (highly recommend it for all students)
1	2.27%	<input type="checkbox"/>	*Helped be develop a resume that highlights my abilities and skills for employment into the educational field.
1	2.27%	<input type="checkbox"/>	A graduate student looked over my resume with me and gave me good feedback.
1	2.27%	<input type="checkbox"/>	always available for appointments and very helpful
1	2.27%	<input type="checkbox"/>	always want the absolute best for you
1	2.27%	<input type="checkbox"/>	assisted me in my resume, cover letter and personal statements
1	2.27%	<input type="checkbox"/>	diverse community
1	2.27%	<input type="checkbox"/>	Extremely helpful staff and student workers. Always helpful programming and informative. Available to help whenever necessary. The center also does great work to facilitate programming with other on campus clubs, organizations, and offices.
1	2.27%	<input type="checkbox"/>	Finding a job
1	2.27%	<input type="checkbox"/>	good
1	2.27%	<input type="checkbox"/>	Help with my resume
1	2.27%	<input type="checkbox"/>	helped me create my resume
1	2.27%	<input type="checkbox"/>	helped me with my resumes for professional work and academic work
1	2.27%	<input type="checkbox"/>	helped me with personal statements
1	2.27%	<input type="checkbox"/>	I had a graduate student in the career development center help with my resume for grad school she was so helpful and it helped because she went through the application process as well
1	2.27%	<input type="checkbox"/>	It was a positive experience. They helped me with graduate school resume and apply to graduate school.
1	2.27%	<input type="checkbox"/>	Kept me informed on internships
1	2.27%	<input type="checkbox"/>	resume building
1	2.27%	<input type="checkbox"/>	resume review

1	2.27%	<input type="checkbox"/>	Their graduate assistant was helpful in editing my resume and cover letter.								
1	2.27%	<input type="checkbox"/>	They gave a lot of great tips and advice. Made it really easy to understand								
1	2.27%	<input type="checkbox"/>	They helped me find a internship and revise my resume								
1	2.27%	<input type="checkbox"/>	they helped me with my resume								
1	2.27%	<input type="checkbox"/>	They helped me with my resume.								
1	2.27%	<input type="checkbox"/>	They were very helpful with the interview practice								
1	2.27%	<input type="checkbox"/>	We had someone come into our classes and gave us a presentation on current resume trends. It was very insightful.								
1	2.27%	<input type="checkbox"/>	when I was looking to intern the center helped with a variety of contacts where I was able to apply and get an internship job.								
0	0.00%	<input type="checkbox"/>	My overall experiences with the Career Development Center were negative. Here is an example of my experiences:								
<table border="1"> <thead> <tr> <th>Count</th> <th>Percent</th> <th></th> <th></th> </tr> </thead> <tbody> <tr> <td>1</td> <td>2.22%</td> <td><input type="checkbox"/></td> <td>My overall experiences with the Career Development Center were neither positive nor negative. Here is an example of my experiences:</td> </tr> </tbody> </table>				Count	Percent			1	2.22%	<input type="checkbox"/>	My overall experiences with the Career Development Center were neither positive nor negative. Here is an example of my experiences:
Count	Percent										
1	2.22%	<input type="checkbox"/>	My overall experiences with the Career Development Center were neither positive nor negative. Here is an example of my experiences:								
<table border="1"> <thead> <tr> <th>Count</th> <th>Percent</th> <th></th> <th></th> </tr> </thead> <tbody> <tr> <td>45</td> <td></td> <td></td> <td>Respondents</td> </tr> </tbody> </table>				Count	Percent			45			Respondents
Count	Percent										
45			Respondents								

Q92. Why did you choose NOT to use the Career Development Center?																							
Count	Percent																						
12	18.75%	<input type="checkbox"/>	I was unaware the Career Development Center existed																				
8	12.50%	<input type="checkbox"/>	I had no time to visit the Career Development Center																				
14	21.88%	<input type="checkbox"/>	I felt I did not need to use the Career Development Center																				
11	17.19%	<input type="checkbox"/>	I was planning to visit, but I never got around to it																				
3	4.69%	<input type="checkbox"/>	I didn't think the services they offered would be helpful																				
12	18.75%	<input type="checkbox"/>	I got career advice elsewhere, such as from a major professor																				
4	6.25%	<input type="checkbox"/>	Other																				
<table border="1"> <thead> <tr> <th>Count</th> <th>Percent</th> <th></th> <th></th> </tr> </thead> <tbody> <tr> <td>1</td> <td>25.00%</td> <td><input type="checkbox"/></td> <td>Employers that attended didn't fit my needs.</td> </tr> <tr> <td>1</td> <td>25.00%</td> <td><input type="checkbox"/></td> <td>I did not use the Career Development Center because they did come to our Practicum for student teaching. I also had career training such as job applications, resume writing, and cover letter information in high school</td> </tr> <tr> <td>1</td> <td>25.00%</td> <td><input type="checkbox"/></td> <td>I go to ESU Lehigh Valley so the location of the careers center when coupled with my work schedule does not allow me to easily access their options and location.</td> </tr> <tr> <td>1</td> <td>25.00%</td> <td><input type="checkbox"/></td> <td>went back to NCC for this. ESU staff is miserable.</td> </tr> </tbody> </table>				Count	Percent			1	25.00%	<input type="checkbox"/>	Employers that attended didn't fit my needs.	1	25.00%	<input type="checkbox"/>	I did not use the Career Development Center because they did come to our Practicum for student teaching. I also had career training such as job applications, resume writing, and cover letter information in high school	1	25.00%	<input type="checkbox"/>	I go to ESU Lehigh Valley so the location of the careers center when coupled with my work schedule does not allow me to easily access their options and location.	1	25.00%	<input type="checkbox"/>	went back to NCC for this. ESU staff is miserable.
Count	Percent																						
1	25.00%	<input type="checkbox"/>	Employers that attended didn't fit my needs.																				
1	25.00%	<input type="checkbox"/>	I did not use the Career Development Center because they did come to our Practicum for student teaching. I also had career training such as job applications, resume writing, and cover letter information in high school																				
1	25.00%	<input type="checkbox"/>	I go to ESU Lehigh Valley so the location of the careers center when coupled with my work schedule does not allow me to easily access their options and location.																				
1	25.00%	<input type="checkbox"/>	went back to NCC for this. ESU staff is miserable.																				
64 Respondents																							

Q93. Please provide up to 3 suggestions to improve ESU's Career Development Center.																																			
Count	Respondent %	Response %																																	
30	100.00%	50.85%	<input type="checkbox"/> Suggestion 1																																
<table border="1"> <thead> <tr> <th>Count</th> <th>Percent</th> <th></th> <th></th> </tr> </thead> <tbody> <tr> <td>1</td> <td>3.33%</td> <td><input type="checkbox"/></td> <td></td> </tr> <tr> <td>1</td> <td>3.33%</td> <td><input type="checkbox"/></td> <td>Actively seek to help lehigh valley students</td> </tr> <tr> <td>1</td> <td>3.33%</td> <td><input type="checkbox"/></td> <td>advertise more</td> </tr> <tr> <td>1</td> <td>3.33%</td> <td><input type="checkbox"/></td> <td>answer emails</td> </tr> <tr> <td>1</td> <td>3.33%</td> <td><input type="checkbox"/></td> <td>better advertisement</td> </tr> <tr> <td>1</td> <td>3.33%</td> <td><input type="checkbox"/></td> <td>Continue advertising your presence!</td> </tr> <tr> <td>1</td> <td>3.33%</td> <td><input type="checkbox"/></td> <td>Employers for EVERY major</td> </tr> </tbody> </table>				Count	Percent			1	3.33%	<input type="checkbox"/>		1	3.33%	<input type="checkbox"/>	Actively seek to help lehigh valley students	1	3.33%	<input type="checkbox"/>	advertise more	1	3.33%	<input type="checkbox"/>	answer emails	1	3.33%	<input type="checkbox"/>	better advertisement	1	3.33%	<input type="checkbox"/>	Continue advertising your presence!	1	3.33%	<input type="checkbox"/>	Employers for EVERY major
Count	Percent																																		
1	3.33%	<input type="checkbox"/>																																	
1	3.33%	<input type="checkbox"/>	Actively seek to help lehigh valley students																																
1	3.33%	<input type="checkbox"/>	advertise more																																
1	3.33%	<input type="checkbox"/>	answer emails																																
1	3.33%	<input type="checkbox"/>	better advertisement																																
1	3.33%	<input type="checkbox"/>	Continue advertising your presence!																																
1	3.33%	<input type="checkbox"/>	Employers for EVERY major																																

1	3.33%	<input type="checkbox"/>	Have someone from the career development center visit the Lehigh Valley campus to explain what they offer and form an open line of communication
1	3.33%	<input type="checkbox"/>	longer hours
1	3.33%	<input type="checkbox"/>	make them more well known
1	3.33%	<input type="checkbox"/>	Maybe have them post more
1	3.33%	<input type="checkbox"/>	More Activities
1	3.33%	<input type="checkbox"/>	more advertising
1	3.33%	<input type="checkbox"/>	more advertising because i didn't know about it until my last semester
1	3.33%	<input type="checkbox"/>	more announcements
1	3.33%	<input type="checkbox"/>	More availability
1	3.33%	<input type="checkbox"/>	More parking PLEASE
1	3.33%	<input type="checkbox"/>	More Promotions to let people know about it
1	3.33%	<input type="checkbox"/>	More science related internships and jobs
1	3.33%	<input type="checkbox"/>	n/a
1	3.33%	<input type="checkbox"/>	N/A
1	3.33%	<input type="checkbox"/>	never went ehrrer
2	6.67%	<input type="checkbox"/>	none
1	3.33%	<input type="checkbox"/>	Offer it at the Lehigh Valley Campus
1	3.33%	<input type="checkbox"/>	online help
1	3.33%	<input type="checkbox"/>	personable
1	3.33%	<input type="checkbox"/>	Possibly hiring more staff (at times it can be a long wait to get in)
1	3.33%	<input type="checkbox"/>	Presence on social media
1	3.33%	<input type="checkbox"/>	Students always struggle to get internship jobs especially when it is mandatory and you have get a job which would help you graduate. So i think the center should be reaching out to organization from past experinece and refer students there based on their majors or concentration.

17 56.67% 28.81%  Suggestion 2

Count	Percent		
1	5.88%	<input type="checkbox"/>	
1	5.88%	<input type="checkbox"/>	Consider integrating the CDC as a part of specefic academic paths within majors.
1	5.88%	<input type="checkbox"/>	doesn't seem helpful
1	5.88%	<input type="checkbox"/>	formats
1	5.88%	<input type="checkbox"/>	friendlier staff
1	5.88%	<input type="checkbox"/>	More Announcements
1	5.88%	<input type="checkbox"/>	more appointments
1	5.88%	<input type="checkbox"/>	More enticement
1	5.88%	<input type="checkbox"/>	more events
1	5.88%	<input type="checkbox"/>	More often
1	5.88%	<input type="checkbox"/>	more staff
1	5.88%	<input type="checkbox"/>	N/A
2	11.76%	<input type="checkbox"/>	none
1	5.88%	<input type="checkbox"/>	online appointment scheduling
1	5.88%	<input type="checkbox"/>	Professional tutors
1	5.88%	<input type="checkbox"/>	provide examples of past students using them

12 40.00% 20.34%  Suggestion 3

Count	Percent		

1	8.33%	<input type="text"/>	
1	8.33%	<input type="text"/>	Announcements of Services
1	8.33%	<input type="text"/>	encourage use of it
1	8.33%	<input type="text"/>	Keep up the great work!
1	8.33%	<input type="text"/>	more advertising
1	8.33%	<input type="text"/>	more career fairs
1	8.33%	<input type="text"/>	N/a
1	8.33%	<input type="text"/>	no
1	8.33%	<input type="text"/>	none
1	8.33%	<input type="text"/>	NONE
1	8.33%	<input type="text"/>	One rep for each major
1	8.33%	<input type="text"/>	services they offer

30 Respondents

59 Responses

Q94. Person 1




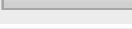














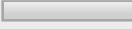














Count	Respondent %	Response %	
83	93.26%	27.39%	<input checked="" type="checkbox"/> <input type="text"/> First Name

Count	Percent		
1	1.20%	<input type="text"/>	Adrienne
1	1.20%	<input type="text"/>	Andrea
1	1.20%	<input type="text"/>	Beth
1	1.20%	<input type="text"/>	Bonnie
3	3.61%	<input type="text"/>	Carol
1	1.20%	<input type="text"/>	carrie
1	1.20%	<input type="text"/>	cem
2	2.41%	<input type="text"/>	Cem
1	1.20%	<input type="text"/>	Clare
1	1.20%	<input type="text"/>	Cynthia
1	1.20%	<input type="text"/>	David
1	1.20%	<input type="text"/>	Deena
1	1.20%	<input type="text"/>	Domenico
1	1.20%	<input type="text"/>	Dominico
1	1.20%	<input type="text"/>	Douglas
3	3.61%	<input type="text"/>	Dr.
1	1.20%	<input type="text"/>	Dr. Bartoli
1	1.20%	<input type="text"/>	Dr. Jones-Wilson
1	1.20%	<input type="text"/>	Dr. Paula
1	1.20%	<input type="text"/>	elaine
2	2.41%	<input type="text"/>	Elaine
1	1.20%	<input type="text"/>	Emily
1	1.20%	<input type="text"/>	Gem
1	1.20%	<input type="text"/>	Halkin
1	1.20%	<input type="text"/>	J
1	1.20%	<input type="text"/>	Jeff


1	1.20%	<input type="checkbox"/>	Jeffery
1	1.20%	<input type="checkbox"/>	Jennifer
1	1.20%	<input type="checkbox"/>	Jillian
1	1.20%	<input type="checkbox"/>	john
6	7.23%	<input type="checkbox"/>	John
1	1.20%	<input type="checkbox"/>	kelly
1	1.20%	<input type="checkbox"/>	Kelly
1	1.20%	<input type="checkbox"/>	Kim
2	2.41%	<input type="checkbox"/>	Kimberly
1	1.20%	<input type="checkbox"/>	Lisa
1	1.20%	<input type="checkbox"/>	Lori
1	1.20%	<input type="checkbox"/>	Margaret
1	1.20%	<input type="checkbox"/>	Mary Ann
1	1.20%	<input type="checkbox"/>	Matt
1	1.20%	<input type="checkbox"/>	MR.
2	2.41%	<input type="checkbox"/>	Nurun
2	2.41%	<input type="checkbox"/>	Patricia
1	1.20%	<input type="checkbox"/>	Patti
3	3.61%	<input type="checkbox"/>	Paul
1	1.20%	<input type="checkbox"/>	Rachel
1	1.20%	<input type="checkbox"/>	Renee
1	1.20%	<input type="checkbox"/>	Rob
4	4.82%	<input type="checkbox"/>	Robert
1	1.20%	<input type="checkbox"/>	shala
5	6.02%	<input type="checkbox"/>	Shala
1	1.20%	<input type="checkbox"/>	Sheila
1	1.20%	<input type="checkbox"/>	Shelia
1	1.20%	<input type="checkbox"/>	Steven
1	1.20%	<input type="checkbox"/>	Storm
1	1.20%	<input type="checkbox"/>	susan
1	1.20%	<input type="checkbox"/>	Susie
1	1.20%	<input type="checkbox"/>	Terry
1	1.20%	<input type="checkbox"/>	Vertel
1	1.20%	<input type="checkbox"/>	William






86      96.63%      28.38%  Last Name

Count	Percent		
2	2.33%	<input type="checkbox"/>	Adams
1	1.16%	<input type="checkbox"/>	aldras
1	1.16%	<input type="checkbox"/>	Aldras
2	2.33%	<input type="checkbox"/>	Bartoli
2	2.33%	<input type="checkbox"/>	Begum
1	1.16%	<input type="checkbox"/>	Benson
1	1.16%	<input type="checkbox"/>	Bey
1	1.16%	<input type="checkbox"/>	Bing

1	1.16%		Boburka
1	1.16%		Boyd
1	1.16%		Brooks
1	1.16%		Broun
1	1.16%		Cavaiuolo
1	1.16%		Cavaiuolo
1	1.16%		Cohen
1	1.16%		Dailey
1	1.16%		davis
5	5.81%		Davis
1	1.16%		DeStefanio
1	1.16%		dillmuth-miller
1	1.16%		eshun
1	1.16%		Friedman
1	1.16%		Geisel
2	2.33%		Gray
1	1.16%		Green
1	1.16%		Greybill-Greggo
2	2.33%		Handy
1	1.16%		Harper
1	1.16%		harrison
1	1.16%		Hauth
1	1.16%		Heter
1	1.16%		Hunt
1	1.16%		Kennedy
1	1.16%		Kimm
1	1.16%		Kotsko
1	1.16%		kraybill-greggo
3	3.49%		Kraybill-Greggo
1	1.16%		Leenerts
1	1.16%		Lenhart
1	1.16%		Martin
1	1.16%		Master
1	1.16%		Matras
1	1.16%		Mazure
1	1.16%		McClanahan
1	1.16%		McKay
1	1.16%		mCKENZIE
2	2.33%		McMullin
4	4.65%		Miller
1	1.16%		Miltenberger
1	1.16%		monley
1	1.16%		Moses
1	1.16%		Parker

1	1.16%		Pierangeli
1	1.16%		Pizzuto
1	1.16%		Rajan-Sockman
1	1.16%		Rogers
1	1.16%		Ruth
1	1.16%		Sauers
1	1.16%		Serowick
1	1.16%		Shive
1	1.16%		shuey
1	1.16%		Shuey
1	1.16%		Smeaton
1	1.16%		Tavormina
2	2.33%		Weber
1	1.16%		Wilson
1	1.16%		Zeytinglu
3	3.49%		Zeytinoglu

80      89.89%      26.40%  Department

Count	Percent		
1	1.25%		Art + Design
1	1.25%		athletic training
1	1.25%		Athletic Training
1	1.25%		Athletics
1	1.25%		Biochemistry
1	1.25%		Biological sciences
3	3.75%		Biology
3	3.75%		Business
1	1.25%		Communcations
2	2.50%		Communication
1	1.25%		Communication Studies
1	1.25%		communications
1	1.25%		Communications
1	1.25%		Computer Science
1	1.25%		criminal justice
1	1.25%		Criminal Justice
1	1.25%		Dean of Arts and Sciences
1	1.25%		Digital Media Technology
1	1.25%		Early Childhood Education
3	3.75%		Education
4	5.00%		English
1	1.25%		exercise science
2	2.50%		Exercise science
3	3.75%		Exercise Science
2	2.50%		EXSC
1	1.25%		Health Studies

3	3.75%	<input type="checkbox"/>	History
5	6.25%	<input type="checkbox"/>	HRTM
1	1.25%	<input type="checkbox"/>	Language
1	1.25%	<input type="checkbox"/>	Mathematics
1	1.25%	<input type="checkbox"/>	Nursing
1	1.25%	<input type="checkbox"/>	Philosophy
1	1.25%	<input type="checkbox"/>	Physics
1	1.25%	<input type="checkbox"/>	Political Science
1	1.25%	<input type="checkbox"/>	Psychology
2	2.50%	<input type="checkbox"/>	psychology
4	5.00%	<input type="checkbox"/>	Psychology
2	2.50%	<input type="checkbox"/>	Public Health
1	1.25%	<input type="checkbox"/>	Rec Services
1	1.25%	<input type="checkbox"/>	Recreation Center
1	1.25%	<input type="checkbox"/>	Rehab
1	1.25%	<input type="checkbox"/>	Rehabilitative and Human Services
1	1.25%	<input type="checkbox"/>	Res Life and Housing
1	1.25%	<input type="checkbox"/>	Residence Life
1	1.25%	<input type="checkbox"/>	Secretary at ESU-Lehigh Valley
1	1.25%	<input type="checkbox"/>	Soc / CJ
1	1.25%	<input type="checkbox"/>	social work
1	1.25%	<input type="checkbox"/>	Social work
1	1.25%	<input type="checkbox"/>	Sociology
1	1.25%	<input type="checkbox"/>	Sociology, Social Work
1	1.25%	<input type="checkbox"/>	Sociology, Social Work, Criminal Justice
2	2.50%	<input type="checkbox"/>	speech language pathology
1	1.25%	<input type="checkbox"/>	Speech Pathology
1	1.25%	<input type="checkbox"/>	Sport Management

54      60.67%      17.82%  Comments

Count	Percent		
1	1.85%	<input type="checkbox"/>	Actually learned stuff in his class, where many other classes did not teach much information
1	1.85%	<input type="checkbox"/>	Advisor helped along the way
1	1.85%	<input type="checkbox"/>	Always welcoming and willing to help anyone with their questions or problems.
1	1.85%	<input type="checkbox"/>	amazing professor
1	1.85%	<input type="checkbox"/>	Amazing professor who cares about his students
1	1.85%	<input type="checkbox"/>	Amazing woman, who truly cares about every single student, and works above and beyond for the program.
1	1.85%	<input type="checkbox"/>	An incredible and passionate instructor that has helped me focus my natural loves and gifts into a coherent and academically viable focus
1	1.85%	<input type="checkbox"/>	As the faculty advisor to The Stroud Courier, professor Broun made every attempt to support and encourage club members to take an active role in shaping the newspaper's future. He made himself available to students and club members, and provided immensely beneficial council without overstepping his boundaries.
1	1.85%	<input type="checkbox"/>	Cem helped me to really understand Public Relations a lot better and he is the reason I am in that concentration. He also helped me to look at grad schools and took the time out to talk to me about whatever was on my mind.
1	1.85%	<input type="checkbox"/>	Couldn't have got into law school without her



1	1.85%	<input type="text"/>	Dr. Davis is my academic advisor and the most influential professor I had while at ESU. She always makes herself available for her students and she helped me tremendously throughout the search for the right graduate schools and the right graduate school programs. One of the best if not the best professor at ESU.
1	1.85%	<input type="text"/>	Dr. Kimm is an amazing professor. While people in my department complain that his OpSys course is difficult, they fail to understand that Dr. Kimm not only cares about the student's and their learning, but their understanding of the topics. He gets a fair amount of grief because of the difficulty of the work and his lack of hesitation to give bad grades, but I learned more in that course than in most of my other courses combined. He is a wonderful teacher and person.
1	1.85%	<input type="text"/>	Dr. Kraybill-Greggo knew me and my background information every time I talked with him.
1	1.85%	<input type="text"/>	Dr. Master is my adviser. He helped me realize that organismal biology is the right track for me and he helped make learning about biological topics fun.
1	1.85%	<input type="text"/>	Dr. P was great during study abroad course and very helpful with helping me with grad school
1	1.85%	<input type="text"/>	Dr. Shuey is always helpful and honest when it comes to advising.
1	1.85%	<input type="text"/>	Dr. Smeaton helped me work through my academic struggles. It is because of her that I have been able to achieve my goals at ESU and go on to graduate.
1	1.85%	<input type="text"/>	Extremely helpful, always motivated me to participate more around campus and show off my work.
1	1.85%	<input type="text"/>	gave me the best advice on what to expect and options I have for what I want to do
1	1.85%	<input type="text"/>	Great advisor
1	1.85%	<input type="text"/>	Great advisor. Always helped me with recommendation letters
1	1.85%	<input type="text"/>	He has helped my abilities in 2D thinking for four years. He has kept me down to earth with honest and constructive criticism, but never was harmful or negative toward me. I've been pushed hard in the classes I've taken with him and it has only bettered myself.
1	1.85%	<input type="text"/>	He is a wonderful person/professor and very helpful. I took every class I could with him. He helped me with advising problems when he wasn't even my advisor.
1	1.85%	<input type="text"/>	He is an amazing advisor who helped me every step of the way at ESU. One of the best!
1	1.85%	<input type="text"/>	He is my advisor and professor. Dr. C has taught me a lot and got me prepared for my future in rehabilitative services!
1	1.85%	<input type="text"/>	He is my primary advisor. I've had all my core classes with him, so he has contributed the most to my actual academic learning. He is excellent at explaining statistical math and experimental designs. After working with him, I feel very confident in all of my scientific abilities.
1	1.85%	<input type="text"/>	He was an extremely helpful advisor throughout my college career.
1	1.85%	<input type="text"/>	he's amazing
1	1.85%	<input type="text"/>	He's realistic.
1	1.85%	<input type="text"/>	Help me analyze and interpret when I read in any kind of works of literature I am viewing. He help me realize the difference between actually learning a subject versus memorizing for a test.
1	1.85%	<input type="text"/>	Helped with my overall success in school and prepared me for the future.
1	1.85%	<input type="text"/>	I've had him every year and he is one of the best professors I've ever had
1	1.85%	<input type="text"/>	I've taken multiple classes with Professor Leenerts. She's a great teacher, and advisor. Every time I needed something, she responded quicker than expected.
1	1.85%	<input type="text"/>	Not my advisor, but got me out on time
1	1.85%	<input type="text"/>	One of the most influential professors on campus. She is challenging but efficient in her teaching techniques.
1	1.85%	<input type="text"/>	see the previous comment
1	1.85%	<input type="text"/>	She has been an amazing professor and I appreciate her.
1	1.85%	<input type="text"/>	She has not only assisted me for several years, she also allowed me the opportunity of my life through an RA position.
1	1.85%	<input type="text"/>	She has provided great support for me through my educational career and through our PDS program.
1	1.85%	<input type="text"/>	she is a great advisor with lots of knowledge and information to provide to the students be makes you think about every decision you make in life.

1	1.85%		She is a wonderful advisor and there were no hiccups when enrolling in courses that pertained to my major.
1	1.85%		She is great and a wonderful Supervisor!
1	1.85%		She is my best advisor since I joined ESU and is always available to listen and advice accordingly
1	1.85%		She is one of my favorite professors here at esu
1	1.85%		She was an amazing person who was willing to help in any situation and in most cases able to get quick answers from the proper avenues when others could not be reached.
1	1.85%		She was the most amazing professor and person I've met at ESU. The main reason I was so successful was because of her guidance and teachings. She helped me through the program and helped me become the student and person I am today. She's the best!!
1	1.85%		Supportive, encouraging, and resourceful. Dr. Adams is by no means an easy A but that's what makes her teaching style challenging and make you want to do better in her course work. Also, extremely passionate about her students' success.
1	1.85%		The best Cost Accounting professor.
1	1.85%		This is mom, she's everything.
1	1.85%		Very strong woman who has been nothing but supportive to not only me but also all of her student staff. A truly inspirational employee who is so selfless towards student development.
1	1.85%		was my advisor and has continually helped me strive for the best
1	1.85%		Was my minor adviser and he was very helpful and just great all around
1	1.85%		was very patient with me as a student. not only guided me towards completing requirements, but also provided me with a great deal of emotional support. KG was definitely my most influential professor at ESU, opening my eyes to the successfully life I can accomplish
1	1.85%		Wonderful professor ad adviser

89 Respondents

303 Responses

Q95. Person 2

Count	Respondent %	Response %	
65	92.86%	27.43%	 First Name
Count	Percent		
1	1.54%		Adrian
2	3.08%		Albert
1	1.54%		Alyson
1	1.54%		Andi
1	1.54%		Ann
1	1.54%		Annie
1	1.54%		Betsy
2	3.08%		Bill
1	1.54%		Brad
1	1.54%		Brie
1	1.54%		Carol
1	1.54%		Chad
1	1.54%		Charles
1	1.54%		CHARLIE
1	1.54%		Christopher
1	1.54%		Cinthia
1	1.54%		Claire

1	1.54%	<input type="text"/>	Darlene
1	1.54%	<input type="text"/>	David
2	3.08%	<input type="text"/>	Dr.
1	1.54%	<input type="text"/>	Dr.KG
1	1.54%	<input type="text"/>	elaine
2	3.08%	<input type="text"/>	Emily
1	1.54%	<input type="text"/>	Ester
1	1.54%	<input type="text"/>	Eun-Joo
1	1.54%	<input type="text"/>	greg
3	4.62%	<input type="text"/>	Heather
1	1.54%	<input type="text"/>	Jan
1	1.54%	<input type="text"/>	janitor
1	1.54%	<input type="text"/>	John
1	1.54%	<input type="text"/>	Jorge
1	1.54%	<input type="text"/>	Kimberly
1	1.54%	<input type="text"/>	Linda
1	1.54%	<input type="text"/>	Llyod
1	1.54%	<input type="text"/>	Marianne
1	1.54%	<input type="text"/>	Mary Frances
1	1.54%	<input type="text"/>	Maureen
2	3.08%	<input type="text"/>	Mike
1	1.54%	<input type="text"/>	Nancy
1	1.54%	<input type="text"/>	Olivia
1	1.54%	<input type="text"/>	Patricia
1	1.54%	<input type="text"/>	paul
2	3.08%	<input type="text"/>	Paul
1	1.54%	<input type="text"/>	Prof.
1	1.54%	<input type="text"/>	Prof. Edward
1	1.54%	<input type="text"/>	Richard
1	1.54%	<input type="text"/>	Rick
1	1.54%	<input type="text"/>	Scott
1	1.54%	<input type="text"/>	shala
1	1.54%	<input type="text"/>	Shala
1	1.54%	<input type="text"/>	Sheila
1	1.54%	<input type="text"/>	Steven
1	1.54%	<input type="text"/>	Susan
1	1.54%	<input type="text"/>	T Storm
1	1.54%	<input type="text"/>	Terry
1	1.54%	<input type="text"/>	Weber
1	1.54%	<input type="text"/>	Xeni

67 95.71% 28.27%  Last Name

Count	Percent	<input type="text"/>	
1	1.49%	<input type="text"/>	Adams
1	1.49%	<input type="text"/>	Arner

1	1.49%	<input type="text"/>	B
1	1.49%	<input type="text"/>	bartoli
1	1.49%	<input type="text"/>	Bartoli
1	1.49%	<input type="text"/>	Bigley
2	2.99%	<input type="text"/>	Broun
1	1.49%	<input type="text"/>	Buckley
1	1.49%	<input type="text"/>	Buzzeli (spelling?)
1	1.49%	<input type="text"/>	Carducci
1	1.49%	<input type="text"/>	Clossey
2	2.99%	<input type="text"/>	Cutler
1	1.49%	<input type="text"/>	Daganzo-Cantens
1	1.49%	<input type="text"/>	davis
1	1.49%	<input type="text"/>	Davis
1	1.49%	<input type="text"/>	Dietrich
1	1.49%	<input type="text"/>	Dudley
1	1.49%	<input type="text"/>	Farris-LaBar
1	1.49%	<input type="text"/>	Feverly
3	4.48%	<input type="text"/>	Garrison
1	1.49%	<input type="text"/>	Globig
1	1.49%	<input type="text"/>	Handy
1	1.49%	<input type="text"/>	Heter
1	1.49%	<input type="text"/>	Kashner
1	1.49%	<input type="text"/>	Kelly
1	1.49%	<input type="text"/>	Kraybill Greggo
1	1.49%	<input type="text"/>	lasalle
1	1.49%	<input type="text"/>	Lee
2	2.99%	<input type="text"/>	Lenhart
1	1.49%	<input type="text"/>	Lofferdo
1	1.49%	<input type="text"/>	Lyter
1	1.49%	<input type="text"/>	McClanahan
1	1.49%	<input type="text"/>	McLaughlin
1	1.49%	<input type="text"/>	Mendoza
2	2.99%	<input type="text"/>	Miller
1	1.49%	<input type="text"/>	Millett
2	2.99%	<input type="text"/>	Moranville
1	1.49%	<input type="text"/>	Patascher
1	1.49%	<input type="text"/>	Perez
1	1.49%	<input type="text"/>	Pitarro
1	1.49%	<input type="text"/>	Pittaro
1	1.49%	<input type="text"/>	Postupack
2	2.99%	<input type="text"/>	Sauers
2	2.99%	<input type="text"/>	Seid
1	1.49%	<input type="text"/>	Selving
1	1.49%	<input type="text"/>	Shive

1	1.49%	<input type="checkbox"/>	shuey
1	1.49%	<input type="checkbox"/>	Steere
1	1.49%	<input type="checkbox"/>	VanArsdale
1	1.49%	<input type="checkbox"/>	Warburton
1	1.49%	<input type="checkbox"/>	Warner
1	1.49%	<input type="checkbox"/>	WARNER
1	1.49%	<input type="checkbox"/>	Wehmeyer
1	1.49%	<input type="checkbox"/>	Wesp
1	1.49%	<input type="checkbox"/>	who cleans pjs cafe
1	1.49%	<input type="checkbox"/>	Wilson
1	1.49%	<input type="checkbox"/>	Witmer
1	1.49%	<input type="checkbox"/>	Xu

63 90.00% 26.58%  Department

Count	Percent		
1	1.59%	<input type="checkbox"/>	Art + Design
2	3.17%	<input type="checkbox"/>	Athletic Training
1	1.59%	<input type="checkbox"/>	Athletics
1	1.59%	<input type="checkbox"/>	Biology
1	1.59%	<input type="checkbox"/>	Business
1	1.59%	<input type="checkbox"/>	Chemistry
1	1.59%	<input type="checkbox"/>	CJ
1	1.59%	<input type="checkbox"/>	Communication
1	1.59%	<input type="checkbox"/>	Communication Studies
1	1.59%	<input type="checkbox"/>	Computer Science
1	1.59%	<input type="checkbox"/>	criminal justice
1	1.59%	<input type="checkbox"/>	Criminal Justice
1	1.59%	<input type="checkbox"/>	Digital Media Technology
1	1.59%	<input type="checkbox"/>	Education
4	6.35%	<input type="checkbox"/>	English
1	1.59%	<input type="checkbox"/>	exercise science
2	3.17%	<input type="checkbox"/>	Exercise science
1	1.59%	<input type="checkbox"/>	Exercise Science
1	1.59%	<input type="checkbox"/>	EXSC
1	1.59%	<input type="checkbox"/>	Graduation Services
1	1.59%	<input type="checkbox"/>	Health Education and Alcohol, Tobacco, and other Drugs Prevention Office
1	1.59%	<input type="checkbox"/>	History
4	6.35%	<input type="checkbox"/>	HRTM
1	1.59%	<input type="checkbox"/>	Lacrosse Coach
1	1.59%	<input type="checkbox"/>	Language
1	1.59%	<input type="checkbox"/>	Mathematics
1	1.59%	<input type="checkbox"/>	Orientation
1	1.59%	<input type="checkbox"/>	Philosophy
1	1.59%	<input type="checkbox"/>	Physics
1	1.59%	<input type="checkbox"/>	Political Science

1	1.59%	<input type="checkbox"/>	Psychology
1	1.59%	<input type="checkbox"/>	psychology
1	1.59%	<input type="checkbox"/>	Psychology
1	1.59%	<input type="checkbox"/>	public health
2	3.17%	<input type="checkbox"/>	Public Health
1	1.59%	<input type="checkbox"/>	Reading
1	1.59%	<input type="checkbox"/>	Rec
1	1.59%	<input type="checkbox"/>	Rec Services
1	1.59%	<input type="checkbox"/>	Rehab
1	1.59%	<input type="checkbox"/>	Research and Economic Development
1	1.59%	<input type="checkbox"/>	S/SW/CJ
1	1.59%	<input type="checkbox"/>	Soc / CJ
1	1.59%	<input type="checkbox"/>	Social work
1	1.59%	<input type="checkbox"/>	Social Work
2	3.17%	<input type="checkbox"/>	Sociology
2	3.17%	<input type="checkbox"/>	Special Education
1	1.59%	<input type="checkbox"/>	speech language pathology
2	3.17%	<input type="checkbox"/>	Speech Pathology
1	1.59%	<input type="checkbox"/>	Sport Mngement
1	1.59%	<input type="checkbox"/>	Theatre (former Music)
1	1.59%	<input type="checkbox"/>	Tutoring

42      60.00%      17.72%            Comments


Count	Percent		
1	2.38%	<input type="checkbox"/>	he was my internship professor and he is AWESOME!!!! he will guide you in to the right path. if you are a confused student who wants to pursue a criminal justice but do not have the right knowledge on what internship you should take speak to Dr. Lasalle he will open your eyes
1	2.38%	<input type="checkbox"/>	A very tough professor but a very fair one too! She is a great professor!
1	2.38%	<input type="checkbox"/>	also a great professor
1	2.38%	<input type="checkbox"/>	Also amazing I've had many of her classes and appreciate her as well.
1	2.38%	<input type="checkbox"/>	Always an ear to talk to, fair, and educated.
1	2.38%	<input type="checkbox"/>	An incredible instructor who taught me how to formalize my natural ability for research and to guide my historical thoughts down formal pathways
1	2.38%	<input type="checkbox"/>	Assisted me through application process and got me involved
1	2.38%	<input type="checkbox"/>	Came me much advice in my early semesters, and guided me on my academic path. Her wisdom extended far beyond the scope of her teaching specialty.
1	2.38%	<input type="checkbox"/>	Couldn't have got into law school without him
1	2.38%	<input type="checkbox"/>	Dr. Garrison is a great advisor and has been a huge help throughout my time here.
1	2.38%	<input type="checkbox"/>	Dr. Lee is a very clear cut person, she is very open about her expectations and rules. She is always willing to help and talk to you about your work, she is fair and she is very intelligent. I learned a lot from her courses and I was excited to take one of her 400 level elective courses just for fun. She is an amazing professor.
1	2.38%	<input type="checkbox"/>	Dr. McLaughlin is an excellent professor. She really cares about her students and helps motivate them the way that she expects students to motivate in a classroom.
2	4.76%	<input type="checkbox"/>	great professor
1	2.38%	<input type="checkbox"/>	great role model, gave me inspiration
1	2.38%	<input type="checkbox"/>	He is my other advisor. His stream ecology was very difficult, but had great field experience that has prepared me for other research opportunities. I do not see him that often as I would like, but he is great at warmly replying to emails. As I worked in the marine science

			department, he kept me grounded and reassured that I want to be an Educator as my first job post-graduation.
1	2.38%	<input type="checkbox"/>	He responds to emails quickly. He is very helpful !!!
1	2.38%	<input type="checkbox"/>	He was an excellent professor and very willing to communicate about issues and was flexible with his curriculum.
1	2.38%	<input type="checkbox"/>	He was an excellent professor for having very little experience teaching. He treated everyone with respect and was always willing to go out of his way to help students and could relate well to students since he was close in age to most of them.
1	2.38%	<input type="checkbox"/>	Helped me learn best in the rehab major
1	2.38%	<input type="checkbox"/>	Helped with my overall success in school and prepared me for the future.
1	2.38%	<input type="checkbox"/>	I had Dr. Broun for ENGL 103 over the summer following my freshman year. He helped me through a personal issue that I experienced while in high school. He heard about the issue because I wrote about it in one of the papers we were assigned. He reached out to me about it and offered to talk. In my opinion he went above and beyond what should be expected from a professor. He offered me help regarding an issue, which had really been an awful experience for me. I cannot thank him enough for the kindness he showed me and for just caring!
1	2.38%	<input type="checkbox"/>	I love her Seminar course in Creative Writing. I have been looking forward to taking a course such as the seminar and am extremely excited that I got to have the experience with this particular professor.
1	2.38%	<input type="checkbox"/>	In my opinion, one of the best faculty members at ESU. Cares about all of her students and does anything to get us what we need and help us out
1	2.38%	<input type="checkbox"/>	Mary Frances helped me excel in my professional life and gave me opportunities I never expected to have at ESU.
1	2.38%	<input type="checkbox"/>	Most straightforward and helpful person.
1	2.38%	<input type="checkbox"/>	One of my favorite professors that introduced me to a different side of criminal justice, the juvenile system.
1	2.38%	<input type="checkbox"/>	One time, Dr. Cutler took the time to stop me (by name) on campus in order to congratulate me on an excellent semester. That meant so much to me.
1	2.38%	<input type="checkbox"/>	Professor Broun is a great professor and person. His classes and teaching style helped my writing improve and his kind words about my writing keeps me inspired.
1	2.38%	<input type="checkbox"/>	Professor Millett is my advisor for the program and she has guided my wonderfully through the program. She's also the advisor to NSSLHA and she's always open to help and talk to students!
1	2.38%	<input type="checkbox"/>	She has helped me in 3D thinking, which is another aspect of my design education. I did not have a grasp on how to think in 3D ways and if it was not for her optimism, support and encouragement I don't think I would have the skills I do.
1	2.38%	<input type="checkbox"/>	She is probably my favorite professor on campus! Dr. Miller is the nicest person ever and she made Sign Language fun to learn and was an engaging teacher. She was also there when you needed help!
1	2.38%	<input type="checkbox"/>	She is so funny and makes any topic really interesting to talk about. She makes you work hard, but gives you a clear understanding of what you need to know.
1	2.38%	<input type="checkbox"/>	She made my senior year something to remember. And made lacrosse fun again.
1	2.38%	<input type="checkbox"/>	She was my advisor and I also had her for a few classes and I enjoyed my time in her classes even if the subject was dry
1	2.38%	<input type="checkbox"/>	Supportive and inspiring. Dr.Mendoza has been an advisor, mentor, and great professor to me. She is passionate about her work and the success of her students.
1	2.38%	<input type="checkbox"/>	The best advisor you can have and caring at the same time.
1	2.38%	<input type="checkbox"/>	The best teacher and very willing to help and advice too.
1	2.38%	<input type="checkbox"/>	this was my second adviser and was much more helpful than my first one
1	2.38%	<input type="checkbox"/>	though terry is always busy, she makes time if you need to talk!
1	2.38%	<input type="checkbox"/>	Understood I was practicing piano and of no harm to the institution. Helped me hone in my skills. Now I play for people like frank dibusilo, greg eickert, jimmy Leahy.
1	2.38%	<input type="checkbox"/>	Was one of my professors but also helped to guide me and was always there to talk to and for advice


70 Respondents



237 Responses

Q96. Person 3

Count	Respondent %	Response %	
37	94.87%	27.41%	 First Name


Count	Percent		
1	2.70%		Al
1	2.70%		Alan
1	2.70%		Andrea
1	2.70%		Bob
1	2.70%		Carol
1	2.70%		CEM
2	5.41%		Chad
1	2.70%		Danielle
1	2.70%		Darla
1	2.70%		Deena
1	2.70%		Dr, Jaedock
2	5.41%		Dr.
1	2.70%		Elaine
2	5.41%		Erica
1	2.70%		gavin
1	2.70%		Gene
1	2.70%		Gina
1	2.70%		Jeffrey
1	2.70%		John
1	2.70%		Joni
1	2.70%		Kelly
1	2.70%		made up
1	2.70%		Maria
1	2.70%		marianne
1	2.70%		Nancy
1	2.70%		Patty
1	2.70%		Rich
1	2.70%		rob
1	2.70%		Samuel
1	2.70%		Shala
1	2.70%		Storm
1	2.70%		Susan
1	2.70%		Thomas
1	2.70%		Tony












38	97.44%	28.15%	 Last Name
----	--------	--------	---

Count	Percent		
1	2.63%		Abbruzzie
1	2.63%		Ackerman
1	2.63%		Behm
1	2.63%		berkowitz



1	2.63%		cutler
1	2.63%		Dailey
1	2.63%		Darno
1	2.63%		Davis
1	2.63%		Drago
2	5.26%		Dymond
1	2.63%		Eckard
1	2.63%		Heter
1	2.63%		Hotz
1	2.63%		Kitchens-Kintz
1	2.63%		LaDuke
1	2.63%		Lee
1	2.63%		Lenar
1	2.63%		McClanahan
2	5.26%		Miller
1	2.63%		moir
1	2.63%		Moranville
1	2.63%		Moses
1	2.63%		name
1	2.63%		Oye-Benintende
1	2.63%		Quainoo
1	2.63%		Reidheid
1	2.63%		Rodriguez
1	2.63%		Scala
1	2.63%		Vagliardo
1	2.63%		VaNarsdale
1	2.63%		Weaber
1	2.63%		Wesp
1	2.63%		White
2	5.26%		Witmer
1	2.63%		Z

36 92.31% 26.67%  Department

Count	Percent		
1	2.78%		Art + Design
2	5.56%		Biology
1	2.78%		bro science
1	2.78%		Communication
1	2.78%		Counciling and Psychological Services
1	2.78%		criminal justice
1	2.78%		Education
6	16.67%		English
1	2.78%		exercise science
1	2.78%		Exercise science
2	5.56%		Exercise Science

1	2.78%	<input type="checkbox"/>	history
1	2.78%	<input type="checkbox"/>	HRTM
1	2.78%	<input type="checkbox"/>	Lehigh Valley Campus
1	2.78%	<input type="checkbox"/>	Philosophy
1	2.78%	<input type="checkbox"/>	Physical Education
1	2.78%	<input type="checkbox"/>	Political Science
3	8.33%	<input type="checkbox"/>	Psychology
1	2.78%	<input type="checkbox"/>	Public Health
1	2.78%	<input type="checkbox"/>	Residence Life
1	2.78%	<input type="checkbox"/>	Soc
1	2.78%	<input type="checkbox"/>	sociology
1	2.78%	<input type="checkbox"/>	Special Education
1	2.78%	<input type="checkbox"/>	Speech
1	2.78%	<input type="checkbox"/>	Sport Management
1	2.78%	<input type="checkbox"/>	Student Housing
1	2.78%	<input type="checkbox"/>	women's soccer coach

24      61.54%      17.78%            Comments

Count	Percent		
1	4.17%	<input type="checkbox"/>	she is my seminar professor, the way she construct the class challenge makes a student brainstorm A LOT!!!!.. i wouldn't change her for no other professor if you love a challenge she is your professor
1	4.17%	<input type="checkbox"/>	A truly visionary man who re-affirmed my own vies on education and taught me the scientific reasoning behind theories my experiences had already caused me to form. He is truly a pioneer and unique in his method of instruction and will change the face of education in the future
1	4.17%	<input type="checkbox"/>	A very understanding professor and always willing to assist where possible.
1	4.17%	<input type="checkbox"/>	Always will be grateful to her for her guidance during difficult times.
1	4.17%	<input type="checkbox"/>	Awesome advisor and professor.
1	4.17%	<input type="checkbox"/>	awesome bro
1	4.17%	<input type="checkbox"/>	Dean Moses is the sweetest guy! He has been wonderful since I met him two years ago. He is the advisor for CAC and I love getting to see him each meeting!
1	4.17%	<input type="checkbox"/>	Dr. Behm is a very caring professor. He helped me numerous times when writing my essays and he was very fun to talk to. He puts a lot of time in his work and it shows, he cares and that is something to be proud of.
1	4.17%	<input type="checkbox"/>	Dr. Diamond taught a very engaging section of Advanced Composition. The reading selections were expertly chosen, and the assignments engaged and excited me. I truly learned much from that class!
1	4.17%	<input type="checkbox"/>	Dr. Eckard is great! She has been a huge help throughout my time here.
1	4.17%	<input type="checkbox"/>	Dr. Laduke is one of my favorite professors. It is obvious he loves what he teaches and he makes complex topics easier to understand.
1	4.17%	<input type="checkbox"/>	Dr. Reidhead would be an amazing man to sit down and have a conversation with. I had him for two of my classes and he brought a wealth of knowledge to both classes.
1	4.17%	<input type="checkbox"/>	Dr. Scala was an excellent professor in the field of special education. I really learned a lot about special education. I learned about real classroom situations and how to handle them. I also learned about how inclusion has changed over the years to create a diverse classroom. This information reminds me that I need to create an engaging learning environment that can meet the needs of diverse students in my classroom.
1	4.17%	<input type="checkbox"/>	Encouraging and also very supportive. She is very passionate about her work and wants her students to do well. She is also very involved with student academic and recreational programming.
1	4.17%	<input type="checkbox"/>	Got me involved and helped with my research
1	4.17%	<input type="checkbox"/>	I had Dr. Hotz during my senior fall semester at ESU. During this semester I missed a lot of class time for graduate school interviews. Dr. Hotz was always very understanding and very

encouraging towards me. Just like Dr. Broun and Dr. Davis he went above and beyond what should be expected of a professor. He always asked me about how they went and wished me luck before each one. The interviews were stressful enough and on top of that missing class caused a lot of stress too. Dr. Hotz made me feel much better about missing the class time and I thank him for that. I can say that there are many more professors at ESU who in my opinion go way above and beyond the expectations of a professor. Just to name a few: Dr. Miltenberger, Dr. Moir, Dr. White, Dr. Schramm, Dr. Doherty, Dr. Whidden, professor Lawson and Dr. Witmer.

1	4.17%	<input type="text"/>	I only had Professor Dymond for one class, but that class happens to be one of my favorite at ESU. She focused on pop culture and taught me how to remove all of the "to be verbs." It made my writing much stronger.
1	4.17%	<input type="text"/>	Joni is the head of the art department. She has given me great advice and opportunity that not many people are fortunate to receive. She's very poetic in the ways she works but she's very concise and that has been a positive influence for me.
1	4.17%	<input type="text"/>	Makes learning complex topics fun
1	4.17%	<input type="text"/>	Secretary
1	4.17%	<input type="text"/>	She is such a friendly person, always willing to help and talk to you about anything. Very easily approachable.
1	4.17%	<input type="text"/>	She was a great educator
1	4.17%	<input type="text"/>	truly understands what it means to teach and to encourage learning
1	4.17%	<input type="text"/>	Was my major adviser, very helpful

39 Respondents

135 Responses

Q97. What is your preferred and/or personal (non-ESU) email address?

Count Percent

86 100.00%

Count Percent

1	1.16%	<input type="text"/>	abongiov@live.esu.edu
1	1.16%	<input type="text"/>	alexandramachrone@gmail.com
1	1.16%	<input type="text"/>	Alfredo-Juarez6@hotmail.com
1	1.16%	<input type="text"/>	allyssa.williams58@gmail.com
1	1.16%	<input type="text"/>	alukac@live.esu.edu
1	1.16%	<input type="text"/>	aporporaaa@gmail.com
1	1.16%	<input type="text"/>	aruiz3@live.esu.edu
1	1.16%	<input type="text"/>	ashleighhh21@gmail.com
1	1.16%	<input type="text"/>	ashwild@ptd.net
1	1.16%	<input type="text"/>	atrowbridge345@gmail.com
1	1.16%	<input type="text"/>	atsimon12@gmail.com
1	1.16%	<input type="text"/>	aviona_lyn@yahoo.com
1	1.16%	<input type="text"/>	bberkes@live.esu.edu
1	1.16%	<input type="text"/>	bl2517@live.esu.edu
1	1.16%	<input type="text"/>	blupinacci@live.esu.edu
1	1.16%	<input type="text"/>	bridget.marley@gmail.com
1	1.16%	<input type="text"/>	brittanyb807@gmail.com
1	1.16%	<input type="text"/>	Calpaugh92@aol.com
1	1.16%	<input type="text"/>	calzate@live.esu.edu
1	1.16%	<input type="text"/>	cfulgencio@live.esu.edu
1	1.16%	<input type="text"/>	chelseajohnsonx3@yahoo.com
1	1.16%	<input type="text"/>	chrawin717@gmail.com

1	1.16%		cistrate94@yahoo.com
1	1.16%		ckrupp@live.esu.edu
1	1.16%		csages25@hotmail.com
1	1.16%		Cwittekind@gmail.com
1	1.16%		dee13aff@gmail.com
1	1.16%		dianetonon@yahoo.com
1	1.16%		DomTheGreatt@yahoo.com
1	1.16%		donaldciff_odendo@yahoo.com
1	1.16%		e.aliесе@yahoo.com
1	1.16%		eburmeiste@live.esu.edu
1	1.16%		elizabethcannone@aol.com
1	1.16%		elockwood@live.esu.edu
1	1.16%		ewinn@live.esu.edu
1	1.16%		gcanepa@live.esu.edu
1	1.16%		gogetit215@yahoo.com
1	1.16%		gordon.joseph16@gmail.com
1	1.16%		hairbows22peg@hotmail.com
1	1.16%		idiehl@live.esu.edu
1	1.16%		ivyhill94@gmail.com
1	1.16%		jazzmindevine@gmail.com
1	1.16%		jcorrea.melendez@gmail.com
1	1.16%		jfhagan3rd@hotmail.com
1	1.16%		JODIRISPER@GMAIL.COM
1	1.16%		jstoner1212@yahoo.com
1	1.16%		kbraune@live.esu.edu
1	1.16%		kclancy1@live.esu.edu
1	1.16%		kgrani3@gmail.com
1	1.16%		koleywunder@gmail.com
1	1.16%		kyla.kutz@gmail.com
1	1.16%		latoshapinkston@yahoo.com
1	1.16%		leister_megan@yahoo.com
1	1.16%		lizzy873@gmail.com
1	1.16%		lmcgill@live.esu.edu
1	1.16%		marinod@ptd.net
1	1.16%		meghan.lokay@gmail.com
1	1.16%		mknight530@yahoo.com
1	1.16%		Mmiro@live.esu.edu
1	1.16%		molly.olivia.walsh@hotmail.com
1	1.16%		morgan08@ptd.net
1	1.16%		n_y_shaw@yahoo.com
1	1.16%		nataliemorrison44@yahoo.com
1	1.16%		nickchesko@gmail.com
1	1.16%		nschlof42@aim.com
1	1.16%		richardhonore@gmail.com

1	1.16%		rnkoos104@gmail.com
1	1.16%		rsnyder046@gmail.com
1	1.16%		samsuranofsky@gmail.com
1	1.16%		scheidell12@aol.com
1	1.16%		scoy1@live.esu.edu
1	1.16%		sedrocks93@hotmail.com
1	1.16%		sillybear toe@comcast.net
1	1.16%		Snicola@live.esu.edu
1	1.16%		spoliz15@hotmail.com
1	1.16%		sseawright93@gmail.com
1	1.16%		sshiner0@gmail.com
1	1.16%		syphira16@gmail.com
1	1.16%		syrandin.deere.vester@hotmail.ca
1	1.16%		t.goldstein34@icloud.com
1	1.16%		tanya.lorah21@gmail.com
1	1.16%		w.swart23@yahoo.com
1	1.16%		williamjohn3@gmail.com
1	1.16%		wstrubert@hotmail.com
1	1.16%		xmei1@live.esu.edu
1	1.16%		yomama@yahoo.com

86 Respondents

Q98. I am

Count	Percent		
27	25.71%		Male
78	74.29%		Female

105 Respondents

Q99. What is your age?

Count	Percent		
102	100.00%		
Count	Percent		
1	0.98%		20
31	30.39%		21
35	34.31%		22
17	16.67%		23
2	1.96%		24
2	1.96%		25
1	0.98%		26
1	0.98%		27
1	0.98%		28
2	1.96%		29
2	1.96%		33
1	0.98%		39
1	0.98%		41

1	0.98%	<input type="text" value="42"/>	42
2	1.96%	<input type="text" value="44"/>	44
2	1.96%	<input type="text" value="46"/>	46

102 Respondents

Q100. What is your Grade Point Average (GPA)?

Count      Percent

102      100.00%

Count	Percent		
1	0.98%	<input type="text" value="2.0"/>	2.0
1	0.98%	<input type="text" value="2.25"/>	2.25
1	0.98%	<input type="text" value="2.3"/>	2.3
2	1.96%	<input type="text" value="2.4"/>	2.4
4	3.92%	<input type="text" value="2.5"/>	2.5
1	0.98%	<input type="text" value="2.66"/>	2.66
1	0.98%	<input type="text" value="2.676"/>	2.676
3	2.94%	<input type="text" value="2.7"/>	2.7
4	3.92%	<input type="text" value="2.8"/>	2.8
1	0.98%	<input type="text" value="2.88"/>	2.88
3	2.94%	<input type="text" value="2.9"/>	2.9
1	0.98%	<input type="text" value="2.95"/>	2.95
1	0.98%	<input type="text" value="3"/>	3
8	7.84%	<input type="text" value="3.0"/>	3.0
3	2.94%	<input type="text" value="3.1"/>	3.1
7	6.86%	<input type="text" value="3.2"/>	3.2
1	0.98%	<input type="text" value="3.215"/>	3.215
1	0.98%	<input type="text" value="3.23"/>	3.23
1	0.98%	<input type="text" value="3.248"/>	3.248
1	0.98%	<input type="text" value="3.26"/>	3.26
1	0.98%	<input type="text" value="3.278"/>	3.278
1	0.98%	<input type="text" value="3.29"/>	3.29
3	2.94%	<input type="text" value="3.3"/>	3.3
2	1.96%	<input type="text" value="3.385"/>	3.385
3	2.94%	<input type="text" value="3.4"/>	3.4
1	0.98%	<input type="text" value="3.400"/>	3.400
1	0.98%	<input type="text" value="3.42"/>	3.42
1	0.98%	<input type="text" value="3.457"/>	3.457
1	0.98%	<input type="text" value="3.47"/>	3.47
1	0.98%	<input type="text" value="3.498"/>	3.498
8	7.84%	<input type="text" value="3.5"/>	3.5
1	0.98%	<input type="text" value="3.51"/>	3.51
1	0.98%	<input type="text" value="3.512"/>	3.512
1	0.98%	<input type="text" value="3.54"/>	3.54
1	0.98%	<input type="text" value="3.56"/>	3.56
		<input type="text" value=""/>	

1	0.98%		3.58
4	3.92%		3.6
1	0.98%		3.604
1	0.98%		3.63
1	0.98%		3.67
3	2.94%		3.7
1	0.98%		3.72
3	2.94%		3.75
3	2.94%		3.78
3	2.94%		3.8
1	0.98%		3.80
1	0.98%		3.85
2	1.96%		3.9
1	0.98%		3.92
1	0.98%		3.933
1	0.98%		3.96
1	0.98%		4

102 Respondents

**Q101. What is your ethnicity?**

Count	Percent		
13	13.68%		Hispanic or Latino
82	86.32%		Not Hispanic or Latino

95 Respondents

**Q102. What is your race?**





Count	Percent		
0	0.00%		American Indian/Alaskan Native
2	1.92%		Asian
14	13.46%		Black or African American
3	2.88%		More than one race
2	1.92%		Native Hawaiian/Pacific Islander
79	75.96%		White/Caucasian
4	3.85%		Other


  

Count	Percent		
1	25.00%		I am White and Native American
1	25.00%		White/Caucasian and Native American

104 Respondents


**Q103. Which statement most closely describes how you became an ESU student?**

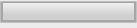











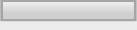





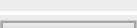







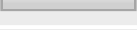
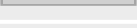








Count	Percent		
50	48.54%		I entered ESU as a traditional freshman immediately following my senior year in high school.
41	39.81%		I transferred to ESU directly from another college or university.
11	10.68%		I entered ESU as a non-traditional student after having been out of school for some time.
1	0.97%		Other.

Count	Percent	
1	100.00%	 started here, left, transfered back

103 Respondents

Q104. What is your ESU Student ID Number? This will be used simply to help track the number of participants in this survey.

Count	Percent	
99	100.00%	

Count	Percent		
1	1.01%		000172517
1	1.01%		000202945
1	1.01%		000203773
1	1.01%		000205372
1	1.01%		000205706
1	1.01%		000208269
1	1.01%		000220902
1	1.01%		0002220111
1	1.01%		000222820
1	1.01%		000222923
1	1.01%		000223028
1	1.01%		000223543
1	1.01%		000223793
1	1.01%		000223869
1	1.01%		000224102
1	1.01%		000224107
1	1.01%		000224329
1	1.01%		000224402
1	1.01%		000224606
1	1.01%		000224760
1	1.01%		000224857
1	1.01%		000225086
1	1.01%		000225259
1	1.01%		000225487
1	1.01%		000225557
1	1.01%		000226129
1	1.01%		000226638
1	1.01%		000226966
1	1.01%		000227024
1	1.01%		000227745
1	1.01%		000227871
1	1.01%		000228131
1	1.01%		000228744
1	1.01%		000228987
1	1.01%		000230043
1	1.01%		000234823



1	1.01%		000235316
1	1.01%		000238794
1	1.01%		000239395
1	1.01%		000240962
1	1.01%		000240985
1	1.01%		000241604
1	1.01%		000241618
1	1.01%		000245358
1	1.01%		000246108
1	1.01%		000247615
1	1.01%		0002488633
1	1.01%		000249879
1	1.01%		000256429
1	1.01%		000258351
1	1.01%		000258798
1	1.01%		000259544
1	1.01%		000259966
1	1.01%		000262480
1	1.01%		171533
1	1.01%		203209
1	1.01%		205116
1	1.01%		206477
1	1.01%		206767
1	1.01%		206790
1	1.01%		207897
1	1.01%		210454
1	1.01%		214676
1	1.01%		220012
1	1.01%		220206
1	1.01%		222225
1	1.01%		223549
1	1.01%		224537
1	1.01%		224704
1	1.01%		224783
1	1.01%		225240
1	1.01%		225990
1	1.01%		227948
1	1.01%		228024
1	1.01%		228526
1	1.01%		228560
1	1.01%		228920
1	1.01%		229116
1	1.01%		230684
1	1.01%		231360

1	1.01%	<input type="text"/>	231686
1	1.01%	<input type="text"/>	231970
1	1.01%	<input type="text"/>	232165
1	1.01%	<input type="text"/>	232292
1	1.01%	<input type="text"/>	234288
1	1.01%	<input type="text"/>	243728
1	1.01%	<input type="text"/>	244771
1	1.01%	<input type="text"/>	245420
1	1.01%	<input type="text"/>	247190
1	1.01%	<input type="text"/>	252064
1	1.01%	<input type="text"/>	256029
1	1.01%	<input type="text"/>	257104
1	1.01%	<input type="text"/>	258555
1	1.01%	<input type="text"/>	259679
1	1.01%	<input type="text"/>	260077
1	1.01%	<input type="text"/>	262523
1	1.01%	<input type="text"/>	271652
1	1.01%	<input type="text"/>	273804
1	1.01%	<input type="text"/>	347818

99 Respondents