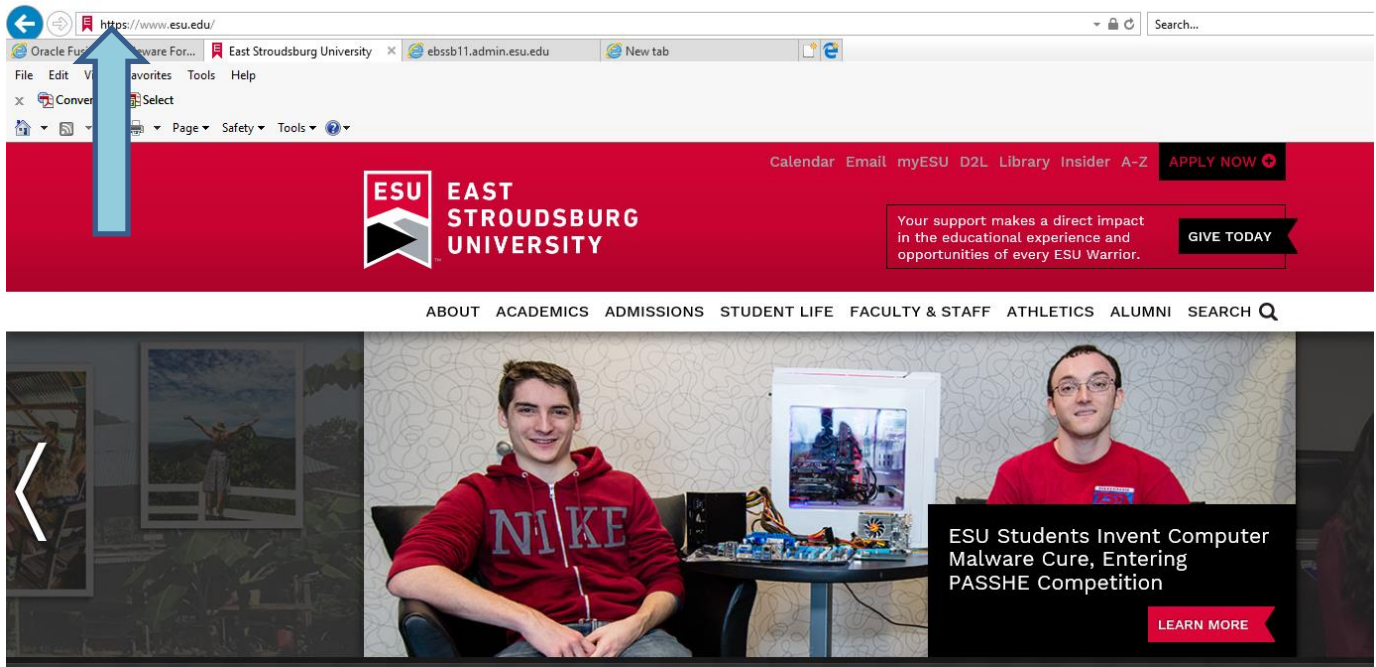
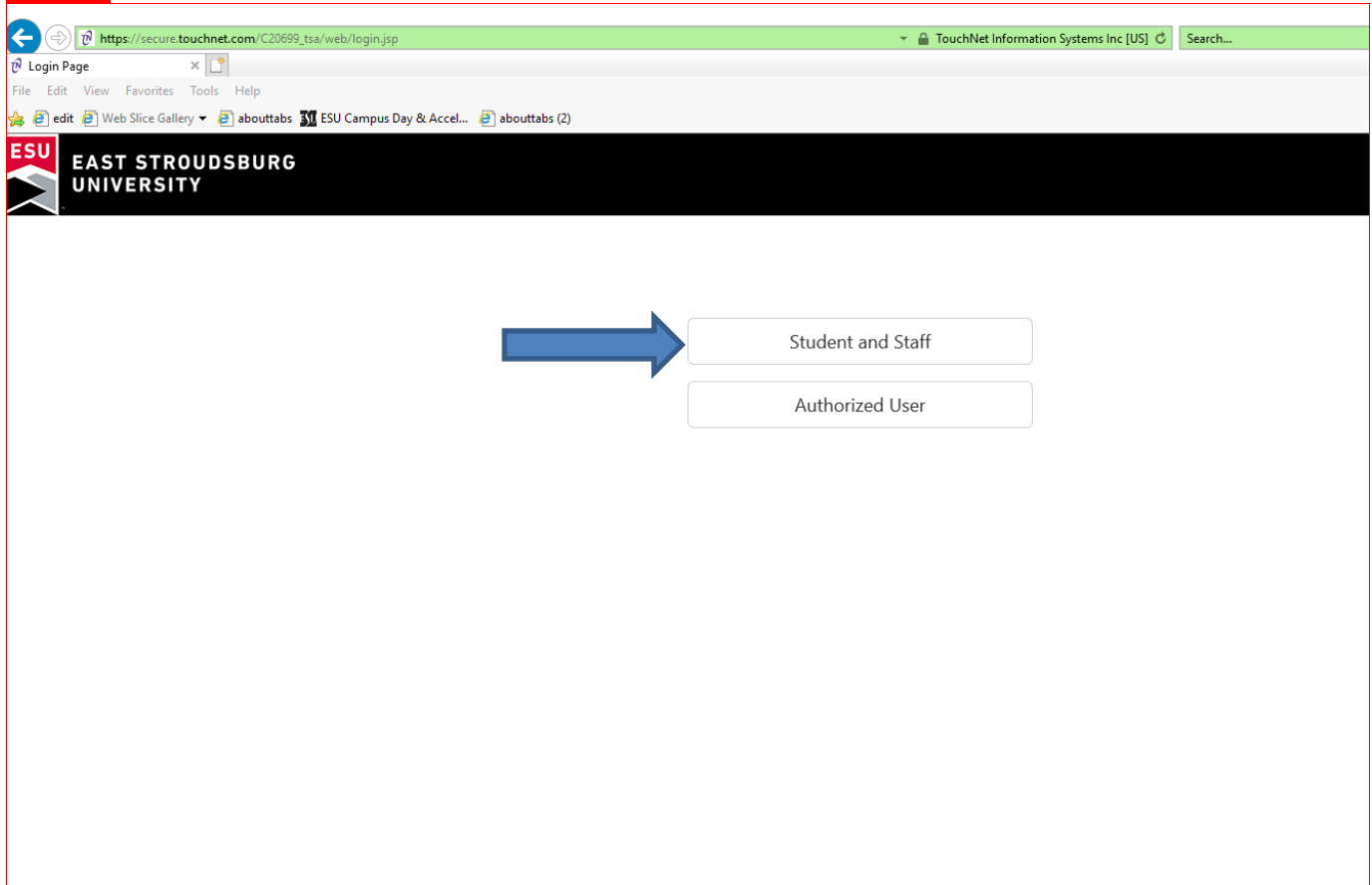


ENROLLMENT FEE INSTRUCTIONS

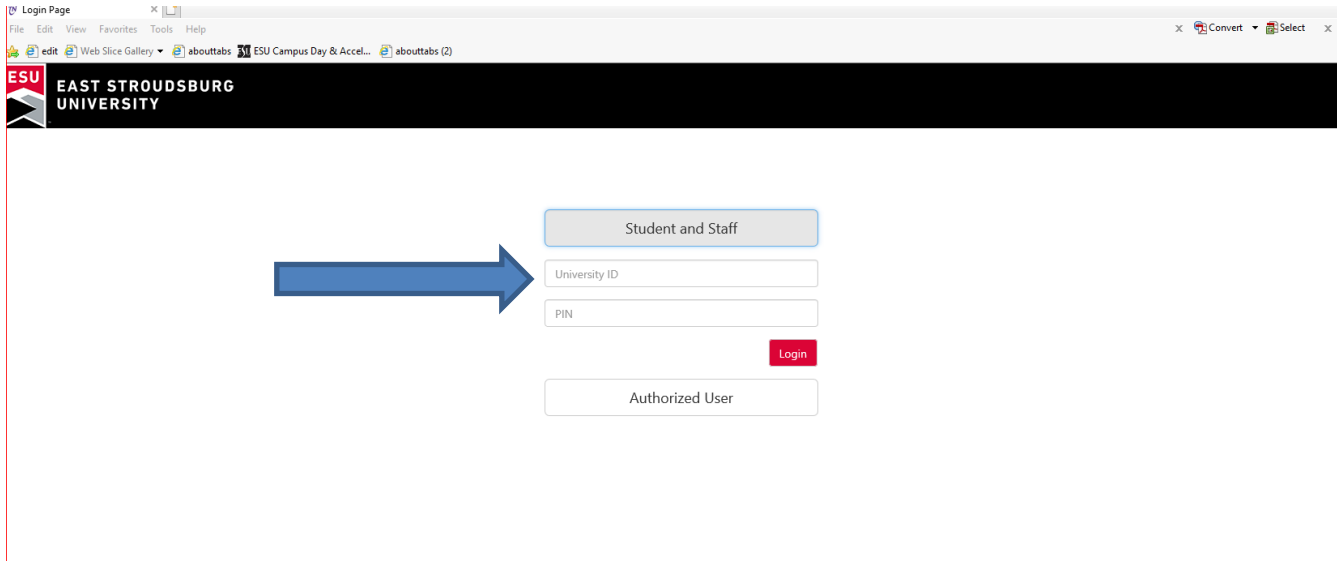
STEP 1 In Web Browser Address Bar type:
www.esu.edu/enrollmentfee



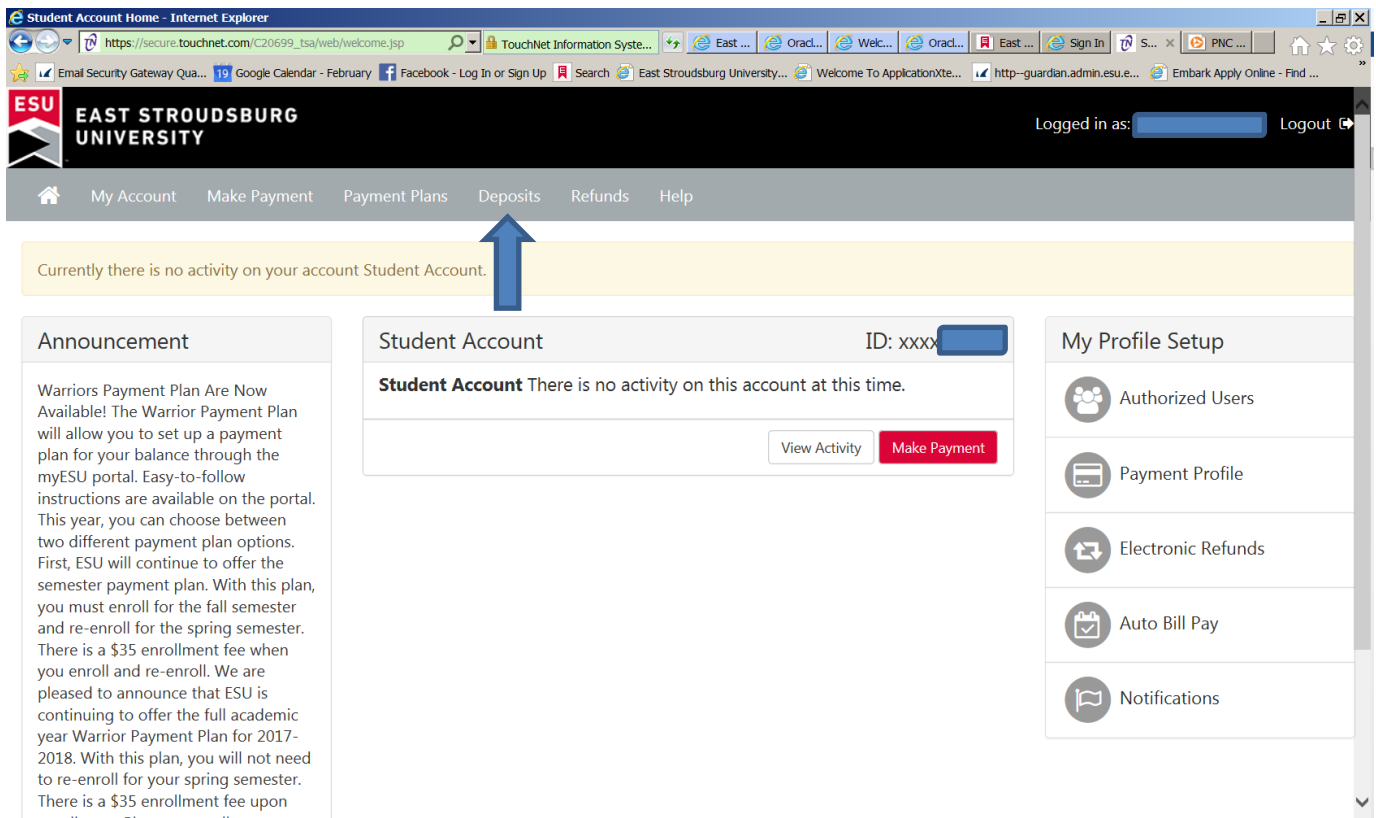
STEP 2 Click on Student and Staff tab



STEP 3 Log in with your ESU Student ID Number (provided on your offer of admission email and letter) and your birth date as your six-digit PIN. (For example, if your birth date is July 5, 1999, use 070599.)



STEP 4 Select “Deposits” TAB



STEP 5 Select Enrollment Fee

Deposit Payment

Deposit Payment Deposit History



Amount



Method



Confirmation



Receipt

Select a deposit

Enrollment Fee Fall

Select

STEP 6 Enter Amount

Deposit Payment

Deposit Payment Deposit History



Amount



Method



Confirmation



Receipt

Select a deposit

Enrollment Fee Fall

Select

Enrollment Fee Fall

Deposit name	Enrollment Fee Fall
Deposit description	Enrollment Fee Fall
Term	Fall 2020
Maximum payment amount	\$300.00
Payment amount	\$ <input type="text"/>

Cancel

Continue



STEP 7 Select “Continue”

STEP 8 Select Method Of Payment “Check, Credit Card ext”

Make Payment - Internet Explorer
https://secure.touchnet.com/C20699_tsa/web/make_payment.jsp
TouchNet Information Systems, Inc. | East Stroudsburg University | Oracle | Welco... | Oracle | East Str... | Sign In | Mak... x | Home | Star | Settings

ESU EAST STROUDSBURG UNIVERSITY
Logged in as: [User] | Logout

My Account | Make Payment | Payment Plans | Deposits | Refunds | Help | My Profile

Deposit Payment

Amount — Payment — Confirmation — Receipt

Amount: \$300.00
Method: Select Method [v] Select

Back Cancel

*Credit card payments are handled through PayPath®, a tuition payment service. A non-refundable service fee will be added to your payment.

Electronic Check - Payments can be made from a personal checking or savings account.

©1997 - 2018 TouchNet Information Systems, Inc. All rights reserved. | TouchNet Privacy Policy
TouchNet

STEP 9 Continue payment prompts to complete the Enrollment Deposit (ED) process